

**Georgia Commission on Child Support
Meeting Minutes
August 29, 2014, 12:00 p.m.**

Commissioners Present

Judge Louisa Abbot, Chair
Representative Timothy Barr (via teleconference)
Judge Elizabeth Branch (via teleconference)
Judge Michael Key (via teleconference)
Judge Lisa Rambo
Mr. Rick Smith (via teleconference)
Dr. Roger Tutterow (via teleconference)
Ms. Wendy Williamson

Staff Present

Ms. Pat Buonodono, staff attorney
Ms. Elaine Johnson
Mr. Bruce Shaw

Guests Present

Dr. Jane Venohr, Center for Policy Research (via teleconference)
Ms. Bonnie Miller, Georgia Legal Services
Ms. Kristen Huie, Governor's Policy Office
Ms. Deborah Johnson, Atlanta Legal Aid
Mr. Stephen Harris, Associate General Counsel, DHS
Ms. Erica Thornton, Policy Unit, DCSS
Mr. Ryan Bradley, Policy Unit, DCSS
Mr. Blake Travis, Office of Legislative Counsel
Ms. Jill Travis, Office of Legislative Counsel
Ms. Megan Miller, Atlanta Legal Aid
Mr. Sid Barrett, General Counsel, Department of Public Health (via teleconference)
Judge Velma Tilley, Bartow County Juvenile Court (via teleconference)

The meeting began at 12:10 p.m.

I. Welcome and Introductions

Judge Abbot thanked everyone present for their participation as well as special thanks for the work that has been done on the committees and subcommittees of the commission.

II. Review/Approval of Minutes of 02/18/2014 Meeting

Judge Abbot asked the Commission if there were any changes or corrections to the minutes for the February 18, 2014 meeting. No changes or corrections were proposed. The minutes were approved by unanimous consent.

III. Old Business

A. Committee Reports

1. Statute Review Committee

Judge Key stated that there were three bills coming out the Statute Review Committee and its Administrative Legitimation Subcommittee. He suggested to the Commission that a motion be made to

put the bills out for public comment with the Commission being in support of the bill that repeals administrative legitimation rather than the bill that amends it.

a. Administrative Legitimation Subcommittee

Judge Branch recused herself from the Commission's work on the administrative legitimation statute due to her written opinion in the recent case of *In Re Estate of James Andrew Hawkins*.

b. Proposed Legislation for 2014

Ms. Pat Buonodono went over the proposed legislation that has come from the Statute Review Committee and its Administrative Legitimation Subcommittee:

LC 29 6089- Updates the administrative legitimation statute to require the person legitimating to be the biological father, require that both mother and father agree and consent in the presence of a notary or other witness, require that acknowledgements be filed with the Bureau of Vital Records within 30 days, and allows anyone who has signed the form, anyone who was legitimated and reached 18 years of age, a legal spouse, next of kin, legal representatives, government agencies, and courts to obtain copies of the signed form. Also the bill strengthens the language about false swearing. Judge Tilley also pointed out that the language about a father as determined by a final paternity order is also struck from the definition of "legal father."

LC 29 6090- This bill is an alternative to LC 29 6089 and repeals the law allowing administrative legitimation altogether while preserving the legality of existing acknowledgments.

Judge Abbot opened the meeting for discussion on these two bills. Ms. Deborah Johnson raised her concern that the language regarding paternity orders being struck from the definition of legal father might have unintended consequences for inheritance and more specifically social security being received by dependents. She also stated her preference for LC 29 6090. Judge Tilley responded saying that the language was struck from the definition of legal father to prevent it from circumventing the biological requirement to be the legal father. Ms. Travis stated that it has been present in previous drafts and it is to keep consistent with definitions of the legal father elsewhere in the law. Judge Abbot asked of Ms. Johnson to draft and submit revised language during the public comment period that would resolve her concerns.

Judge Key made a motion to put LC 29 6089 and LC 29 6090 out for public comment with it stated that LC 29 6090 is the Commission's preference. Ms. Wendy Williamson seconded the motion. The motion carried unopposed. Judge Branch abstained.

LC 29 6093- Ms. Travis stated that there would be more clean up added to this bill to align definitions and terms with other sections of the law but the policy revisions would remain as they are. Judge Key advised that when the draft was ready that the Commission would then take an electronic vote to approve the draft for public comment. Ms. Buonodono went over some of the issues that the bill addresses. The bill provides for multiple worksheets to be prepared so that child support modifies as each child ages out. It provides that the obligee may be liable for improper receipt of monies for overpayment in child support. It gives the court discretion to take child care out of the support calculation and divide in a manner similar to uncovered health care expenses with enforcement provisions. It provides for a termination date of child support orders so that withholding can stop on a date certain. LC 29 6093 referenced in this section later became entitled LC 29 6100 in its approved form.

2. Technology/Calculator Committee

Ms. Wendy Williamson stated that the Technology and Calculator Committee has met eight times and conducted several surveys to come to this point. A requirements document was presented to the Commission for a new child support calculator to be developed. Due to the many needs across the state it is the Technology and Calculator Committee's intention to develop a web-based calculator as well as a standalone calculator for offline use. Judge Abbot opened the floor for questions or concerns regarding the documents presented by the committee but none were raised.

Ms. Williamson moved on behalf of the Technology and Calculator Committee to put the documents out for bid as they are written. The motion carried unanimously.

3. Economic Study Committee

a. Dr. Jane Venohr

Dr. Jane Venohr began by addressing the federal requirement for guidelines review to capture economic data on the cost of raising children. This economic data is used to determine the amounts contained in the Basic Child Support Obligation table (BCSO) which is the focus of Dr. Venohr's presentation to the commission. Dr. Venohr's report to the Commission is attached as an exhibit.

Dr. Jane Venohr compared the three most recent studies for child-rearing expenditures that are outlined in her report. Georgia's existing BCSO amounts for a single child family for the most part fall between the upper boundary created by the most recent Rothbarth study conducted for New Jersey in 2012 and the lower boundary created by the Betson-Rothbarth study of 2012. Dr. Venohr stated that Georgia's BCSO was within the credible range of child rearing costs. When compared to its surrounding states, Georgia's BCSO is higher but it is due to these states using the lower boundary Rothbarth estimator.

Judge Abbot asked Dr. Venohr if it would be an issue if a study using the Engel estimator is not updated for the next study in four years. Dr. Venohr stated her belief of it being an issue. States that have funded studies have only funded Rothbarth studies. Dr. Venohr suggested that Georgia consider doing a study in the future and as example provided cost information on Betson studies to be anywhere in between \$35,000 to \$100,000.

b. Recommendation of Commission

Representative Barr made a motion to accept the recommendation of Dr. Jane Venohr and to retain the current Basic Child Support Obligation table, Dr. Tutterow seconded the motion. The motion carried unanimously.

Mr. Stephen Harris asked if he could have an opportunity to review the report with his agency's directors after Dr. Venohr provided some clarity to some points in her presentation. After discussion it was determined that the report would be submitted and that a supplemental report could be filed at a later date if DCSS had a different recommendation.

Judge Abbot charged the Economic Study Committee with exploring the option to have a study completed for income levels and child rearing expenses specifically for the state of Georgia, should DCSS wish to fund such a study.

c. Final Report

The Commission's final report is attached to these meeting minutes as an addendum.

B. Other Old Business

IV. New Business

Representative Barr requested a meeting with members of the committee to go over the issues that might be considered contentious. Judge Abbot consented to this request.

V. Close of Meeting and Scheduling Next Meeting

The next meeting will be scheduled at a later date.

The meeting adjourned at 2:21 p.m.



Georgia
Commission
On
Child Support

FINAL REPORT

2014



GEORGIA COMMISSION ON CHILD SUPPORT

Honorable Louisa Abbot, Chair

The Child Support Commission Report

August 2014

The Georgia Commission on Child Support (**“Commission”**) was created by Executive Order of the Governor, dated May 9, 2005, pursuant to O.C.G.A. §19-6-51.

Purpose and Mission. Pursuant to O.C.G.A. §19-6-50, the Commission was created and charged with the duties of collecting and studying information and data relating to awards of child support, and creating a child support obligation table. The Commission is also responsible for conducting a comprehensive review of the child support guidelines, economic conditions, and all matters relevant to maintaining effective and efficient child support guidelines that will serve the best interest of **Georgia’s children** and take into account the changing dynamics of family life. The other duties of the Child Support Commission include, but are not limited to: evaluating and considering the experiences and results in other states which utilize child support guidelines; developing

or causing to be developed software and a calculator associated with the use of the child support obligation table and guidelines; developing and publishing the child support obligation table and worksheets; developing training manuals and information to educate judges, attorneys and litigants on the use of the guidelines; collaborating with the Institute of Continuing Legal Education and Judicial Legal Education for the purpose of training persons who will be utilizing the child support table and child support guidelines; and making recommendations for proposed legislation.

Federal regulations and statutes require each state to review child support guidelines every four years. See 42 U.S.C. 667 and 45 C.F.R. 302.56. It is the Child Support Commission that is charged with certifying the appropriateness and effectiveness of the **state's guidelines**. Pursuant to O.C.G.A. § 19-6-51, the Commission is staffed administratively to the Department of Human Services, but through an interagency contract, the Commission is staffed and housed at the Georgia Administrative Office of the Courts ("**AOC**").

History. The first Commission meeting was held on June 1, 2005. The Commission had an Economic Study ("**Study**") conducted as required by federal law, and the economists who conducted the Study developed a Basic Child Support Obligation Table ("**Table**"), which the Commission presented to the public through a series of public hearings and recommended to the Georgia General Assembly in 2006. The Georgia General Assembly approved the Table, and the Governor signed the bill (SB 382) that codified the full Basic Child Support Obligation Table. The Table became the central mechanism to calculate child support obligations in Georgia.

The statute that created the Child Support Commission in 2005 also changed the method by which child support is calculated; Georgia went from a flat percentage method to an income shares method. The Commission also made recommendations for extensive revisions to the original child support statute (HB 221) based on the need for clarification, ease of operation and interpretation. The Commission also reviewed the original statute to ensure that a conflict of laws did not exist, particularly in regard to the federal regulations which apply to the **state's Child Support Agency (today known as the Division of Child Support Services)**. The Georgia General Assembly passed and the Governor signed this revised bill (SB382) in 2006, with the effective date of the revised child support guidelines being January 1, 2007. Please note that this is the same bill that included the Basic Child Support Obligation Table, which is referenced in the previous paragraph.

Between the passage of the statute and its effective date, the Commission's **staff**, with the assistance of the Division of Child Support Services and the Family Law Section of the State Bar, conducted extensive training sessions for the judiciary, attorneys, Division of Child Support Services staff, mediators, litigants and state librarians. In partnership with the Division of Child Support Services, state of the art worksheets and automated calculators were developed.

As required every four years by federal law (42 U.S.C. 667 and 45 C.F.R. 302.56), the Commission submitted its first report to the Administration of Children and Families, U.S. Department of Health and Human Services, on the economic study, data gathering, and analysis of the guidelines and child support obligation table on June 30, 2006. The second report was submitted in January of 2011.

Time Span and Purpose of this Report. This report covers the activities of the Child Support Commission from 2011 through August, 2014. It will detail the **Child Support Commission's review of its guidelines**, recommendations for legislative revisions, extensive training, and revisions to its child support calculator tools. Most importantly, this report will include the mandatory review of its Basic Child Support Obligation Table in light of changing economic conditions, an analysis of case data regarding child support orders/worksheets gathered through a sampling, and an economic study on the costs of raising children in Georgia, to ensure that the application of the Basic Child Support Obligation Table results in appropriate child support award amounts and that the amount of deviations from the guidelines are also appropriate.

Current Membership. The Commission consists of fifteen members including three superior court judges; **a member of Georgia's** appellate court; two members of the Georgia Senate and two members of the Georgia House of Representatives; and seven other members. Each member is appointed for a four year term, except that members of the legislature shall serve until completion of their current term.

The **Commission members' appointments expired and the Commission was inactive** for a period after the loss of Jill Radwin following a battle with cancer. Ms. Radwin had been the staff attorney to the Commission since its inception. The current staff attorney, Patricia Buonodono, began work in October of 2012 and fifteen new Commission members were appointed by Governor Nathan Deal in May, 2013. The newly-appointed Commission held its first meeting on July 11, 2013.

The current members of the Child Support Commission are: Georgia Court of Appeals Judge Lisa Branch; State Senator Emanuel Jones; State Senator Chuck Hufstetler; Representative Alisha Morgan-Thomas; Representative Timothy Barr; Superior Court Judge Louisa Abbot; Superior Court Judge A. Oullian Baldwin, Jr.; Superior Court Judge Tom Campbell; Mr. Chuck Clay; Ms. Katie Connell; Juvenile Court Judge R. Michael Key; Juvenile Court Judge Lisa C. Rambo; Mr. Rick Smith; and Dr. Roger Tutterow. The Commission staff members are Patricia Buonodono, Staff Attorney; Elaine Johnson; and Bruce Shaw. Judge Louisa Abbot serves as Chair of the Commission.

Work of the Commission, 2011-2014.

A. *Training.* **By 2010, Georgia’s judges, attorneys and the public had been trained on** and used the Child Support Guidelines, worksheets and calculator. In 2011, Commission staff held seven trainings, three of which were for Division of Child Support Services agents and attorneys. One of the trainings was provided specifically to mediators, and another to a judge. In 2012, thirteen separate trainings were made available to similar groups: three to groups of mediators, two to judges, and two trainings to domestic violence advocates. Statewide trainings continued in a similar vein in 2013, but Commission staff added quarterly regional trainings for attorneys, legal and judicial staff, and DCSS agents; all were invited from several judicial circuits at once. A total of 23 child support training opportunities were provided by the Commission in 2013. Now, in 2014, we have continued the regional offerings and have produced an online presentation for self-represented litigants, to **assist them in preparing their worksheets. Additionally, we have had the “Start**

Here” instructional page of the two electronic calculators translated into Spanish and made a part of the calculator.

B. Legislation.

2014 Legislative Session. The Statute Review Committee of the Commission, chaired by Juvenile Court Judge R. Michael Key, proposed legislation to achieve the following:

- Clean up of language in the statute, eliminating requirements with stated deadlines that had passed and clarifying certain definitions;
- Clarification that monthly amounts of income and expenses are to be used in calculating child support;
- **Addition of Veteran’s Disability Benefits as income for purposes** of calculating child support;
- Change the low income deviation to make it more accessible by allowing either party to request, or the judge to apply, the low income deviation for the noncustodial parent; and
- Correction of certain definitions regarding financial institutions in the section of the code pertaining to IVD cases.

These provisions were among those included in SB 282 during the 2014 Legislative Session, which passed through the Georgia General Assembly and were signed by the governor. The legislative changes went into effect July 1, 2014. See Addendum A

for the current version of the Child Support Guidelines, O.C.G.A. § 19-6-15, as to the codification of these provisions.

C. Maintenance of the Child Support Calculators. Georgia currently maintains two downloadable Excel-based child support calculators. The calculators may be **downloaded from the Commission’s website:** www.georgiacourts.gov/csc. The first Excel-based calculator available is for practitioners who use the calculator frequently and are familiar with how the calculator works with the child support worksheets. The second Excel-based calculator, **known as the “Data Entry” form**, is for people who are not familiar with the calculator and worksheets; the user simply enters information as prompted, and the calculator automatically populates the worksheets based upon the information entered. Both Excel-based calculators may be saved and printed to present to the Court.

Also available to download **from the Commission website is the “Pen and paper EZ form.”** **This** calculator version is a one page front and back, manually handwritten and calculated, child support worksheet developed primarily for emergency, temporary child support orders, such as those contained in temporary protective orders. It provides very simple calculations, utilizing the child support guidelines, but can be used for any case not seeking deviations from the presumptive amount of child support and that do not have complex income and other asset issues.

The calculators are continually being maintained and updated when needed by the Child Support Commission staff, with the assistance of a vendor.

With the amazing advances in technology come changes to the software that supports our child support calculator. In the past few years, there have been several new versions of Microsoft Excel, and with each new version comes the challenge of not only updating our child support calculator, but making it compatible with each existing version of Excel. In 2014, Microsoft stopped supporting Excel 2003, and the Commission is therefore no longer able to support worksheets prepared using Excel 2003. Because of these frequent changes, the Commission has begun investigating the development of a new calculator that will be accessible as an online application and a downloadable program as well. We hope to begin work on this project in the near future.

Review of the Basic Child Support Obligation Table, 2014.

1. *Case Sampling.* Pursuant to 42 U.S.C. 667 and 45 C.F.R. 302.56, the State must review, and revise the guidelines, if appropriate, at least once every four years to ensure that their application results in the determination of appropriate child support award amounts. The State must consider economic data on the cost of raising children and analyze case data, gathered through sampling or other methods, on the application of, and deviations from, the guidelines. 45 C.F.R. 302.56 (e) and (h). Even though the report to the U.S. Department of **Health and Human Services is submitted by each state's child support agency**, it is the duty of the Commission to conduct the required review and study, as outlined in O.C.G.A. § 19-6-53. Thus, the Guidelines Review Committee of the Child Support Commission, chaired by Dr. Roger Tutterow, convened in 2013 to authorize case sampling, and the analysis of the case data.

In February 2014, the Child Support Commission staff began gathering data to assist DCSS with their federal report. As with the previous reviews, twelve counties were chosen through scientific means with the assistance of Dr. Roger Tutterow, economist and Commission member. The counties included in the 2014 case sampling were: Atkinson, Banks, Barrow, Bartow, Cherokee, Columbia, Dougherty, Glynn, Peach, Pike, Taylor and Telfair – which represent a cross section of the socio-economic makeup of Georgia. The request was made to the clerk of court for each of these counties to submit their final child support orders and worksheets for the month of October 2013 to Child Support Commission staff. October 2013 was chosen because it was a non-holiday month. To provide further support in collecting the data, the Division of Child Support Services also provided final child support orders and worksheets for their cases from the same counties, also from October 2013. The resulting information has been reviewed by Commission staff, and in particular, Administrative Assistant Bruce Shaw, who gathered, assembled, organized, entered, and analyzed the data. The results of the case sampling are contained within this report and a chart of the findings can be found in Addendum B.

A summary of the analysis derived is as follows:

A. 235 orders were received in the case sampling and reviewed in the twelve counties.

Count by Case Type by County			
County	DCSS Total	Private Total	Grand Total
Atkinson	1	3	4
Banks	4	4	8
Barrow	7	12	19
Bartow	13	26	39
Cherokee	4	35	39
Columbia	6	13	19
Dougherty	52	10	62
Glynn	13	13	26
Peach	6	1	7
Pike	2	4	6
Taylor	2	1	3
Telfair	2	1	3
Grand Total	112	123	235

In the previous case sampling, completed four years ago, 267 orders were reviewed in twelve counties. The counties used in the 2014 review have not been selected before.

B. Sixty-five (65) orders had one or more deviations noted. There were a total of 77 deviations for the 65 orders. This breaks down to twenty-six percent (26%) of the orders reviewed having a deviation noted.

In the previous case sampling completed four years ago, 31% of the orders reviewed had a deviation noted.

Count by Case Type by County			
County	Case Count	Count of Cases With Deviations	% of County Cases With Deviations
Atkinson	4	1	25%
Banks	8	4	50%
Barrow	19	3	16%
Bartow	39	12	31%
Cherokee	39	18	46%
Columbia	19	11	58%
Dougherty	62	7	11%
Glynn	26	7	27%
Peach	7	0	0%
Pike	6	1	17%
Taylor	3	1	33%
Telfair	3	0	0%
Grand Total	235	65	26%

C. Eighty-eight percent (88%) or 57 of the orders with deviations reflected downward deviations. **“Other – Nonspecific deviation”** was used in 75% of the deviated cases and low income deviations were granted in 5% of the deviated cases.

In the previous case sampling conducted four years ago, 83% were set as downward deviations. Forty-seven percent (47%) of those were listed as nonspecific deviations; 18% were low income deviations.

For more details, including the specific deviations used, see Addendum B.

2. *Economic Study*. Following the completion of the case sampling data entry, the Commission/AOC contracted with Dr. Jane Venohr and her organization, the **Center for Policy Research (“CPR”), for a formal assessment as to whether Georgia’s child support schedule should be updated.** The assessment was to consider the economic data on the costs of child rearing and other economic data used to develop a child support schedule.

Dr. Venohr and CPR initiated their Economic Study reviewing Georgia’s current Basic Child Support Obligation Table. (For the purpose of their report, the Basic Child Support Obligation Table was referred to as **“Schedule”**). Dr. Venohr states **within her report that Georgia’s current schedule is “based on the most current economic data available in 2005. It relies on 2005 price levels and federal and state income tax rates and FICA.”** (See Addendum C for Dr. Venohr’s **“Economic Review of the Georgia Schedule of Basic Child Support Obligations,”** (2014) **(hereinafter referred to as “2014 Report”)**, p. 3). **With Dr. Venohr’s guidance and economic advice in 2005, the Georgia schedule was based upon the average of two measurements of child-rearing expenditures: one based on the Betson-Rothbarth Methodology (“Rothbart”) and the other based on the Betson-Engle Methodology (“Engle”).** **Dr. Venohr states in her current report that, “Economists generally**

believe that the Rothbarth methodology underestimates actual child-rearing expenditures, while the Engle methodology overestimates actual child-rearing expenditures. The 2005 Commission believed that the average of the Rothbarth and Engle estimates is a close approximation of the actual amount of child rearing **expenditures.**” (See 2014 Report, p. 3).

The 2014 Report contains two alternative schedules for the Commission’s review, based upon the most recent Betson-Rothbarth measurements, known as the BR4 (see 2014 Report, p. 16) and the United States Department of Agriculture (USDA) study (see 2014 Report, p. 10). **Dr. Venohr concludes that “[i]n general, the Georgia schedule is within range of the measurements of child-rearing expenditures produced by these three [Rothbarth, Engle and USDA] studies. This suggests that the Georgia schedule amounts are appropriate. When the Georgia schedule is compared to those of neighboring states, however, the Georgia schedule is relatively high. This is because most of the neighboring states use the lower bound of the range of credible measurements of childrearing expenditures.” (See 2014 Report, p. 22).**

The 2014 Report was presented to the Commission on September 29, 2014. The report fulfills the federal regulation that states review the guidelines, including requiring states to consider the economic data on the costs of raising children. For **the complete CPR report, authored by Dr. Jane Venohr, entitled “Economic Review of the Georgia Schedule of Basic Child Support Obligations (2014),” see Addendum C.**

3. *Child Support Commission's Recommendation to Maintain Current Tables.*

In both the 2014 Report and Dr. Venohr's presentation of the report to the Commission on September 29, 2014, the conclusion was that **Georgia's schedule is** within range of the measurements of child-rearing expenditures. The recommendation from Dr. Venohr and CPR is that no changes should be made to the schedule at this time. While **Georgia's existing** schedule is higher than its neighboring states, this is because most of the neighboring states use the lower bound of the range of credible measurements of child rearing expenditures.

The Commission accepted Dr. Venohr's recommendation and by a unanimous vote decided to retain the current Basic Child Support Obligation Table. While the Commission members still have concern about the impact of the obligation amount on low income families, the low income deviation was made more accessible through new legislation (SB 282), which will serve to alleviate that concern.

The Child Support Commission wishes to thank the Honorable Governor Nathan Deal for the opportunity to serve the children and families of Georgia, and is anticipating continuing this study and carrying out its duties as it continues with its work of continually reviewing, updating and monitoring any issues involving the guidelines. On behalf of the members of the Georgia Commission on Child Support, this report is submitted along with all supporting documents for consideration by the Georgia General Assembly and the Governor.

Dated this 29th day of August, 2014.

Judge Louisa Abbot
Chair, Child Support Commission

Patricia Ketch Buonodono
Staff Attorney, Child Support Commission

ADDENDUM A
O.C.G.A. § 19-6-15

O.C.G.A. § 19-6-15

GEORGIA CODE
Copyright 2014 by The State of Georgia
All rights reserved.

*** Current Through the 2014 Regular Session ***

TITLE 19. DOMESTIC RELATIONS
CHAPTER 6. ALIMONY AND CHILD SUPPORT
ARTICLE 1. GENERAL PROVISIONS

O.C.G.A. § 19-6-15 (2014)

§ 19-6-15. Child support in final verdict or decree; guidelines for determining amount of award; continuation of duty to provide support; duration of support

(a) Definitions. As used in this Code section, the term:

(1) Reserved.

(2) "Adjusted income" means the determination of a parent's monthly income, calculated by deducting from that parent's monthly gross income one-half of the amount of any applicable self-employment taxes being paid by the parent, any preexisting order for current child support which is being paid by the parent, and any theoretical child support order for other qualified children, if allowed by the court. For further reference see paragraph (5) of subsection (f) of this Code section.

(3) "Basic child support obligation" means the monthly amount of support displayed on the child support obligation table which corresponds to the combined adjusted income and the number of children for whom child support is being determined.

(4) "Child" means child or children.

(5) Reserved.

(6) "Child support obligation table" means the chart in subsection (o) of this Code section.

(6.1) "Child support services" means the agency within the Department of Human Services which provides and administers child support services.

(7) "Combined adjusted income" means the amount of adjusted income of the custodial parent added to the amount of adjusted income of the noncustodial parent.

(8) "Court" means a judge of any court of record or an administrative law judge of the Office of State Administrative Hearings.

(9) "Custodial parent" means the parent with whom the child resides more than 50 percent of the time. Where a custodial parent has not been designated or where a child resides with both parents an equal amount of time, the court shall designate the custodial parent as the parent with the lesser support obligation and the other parent as the noncustodial parent. Where the child resides equally with both parents and neither parent can be determined as owing a greater amount than the other, the court shall determine which parent to designate as the custodial parent for the purpose of this Code section.

(10) "Deviation" means an increase or decrease from the presumptive amount of child support if the presumed order is rebutted by evidence and the required findings of fact are made by the court pursuant to subsection (i) of this Code section.

(11) "Final child support order" means the presumptive amount of child support adjusted by any deviations.

(12) "Gross income" means all income to be included in the calculation of child support as set forth in subsection (f) of this Code section.

(13) "Health insurance" means any general health or medical policy. For further reference see paragraph (2) of subsection (h) of this Code section.

(14) "Noncustodial parent" means the parent with whom the child resides less than 50 percent of the time or the parent who has the greater payment obligation for child support. Where the child resides equally with both parents and neither parent can be determined as owing a lesser amount than the other, the court shall determine which parent to designate as the noncustodial parent for the purpose of this Code section.

(15) "Nonparent custodian" means an individual who has been granted legal custody of a child, or an individual who has a legal right to seek, modify, or enforce a child support order.

(16) "Parent" means a person who owes a child a duty of support pursuant to Code Section 19-7-2.

(17) "Parenting time deviation" means a deviation allowed for the noncustodial parent based upon the noncustodial parent's court ordered visitation with the child. For further reference see subsections (g) and (i) of this Code section.

(18) "Preexisting order" means:

(A) An order in another case that requires a parent to make child support payments for another child, which child support the parent is actually paying, as evidenced by documentation as provided in division (f)(5)(B)(iii) of this Code section; and

(B) That the date and time of filing with the clerk of court of the initial order for each such other case is earlier than the date and time of filing with the clerk of court of the initial order in the case immediately before the court, regardless of the age of any child in any of the cases.

(19) "Presumptive amount of child support" means the basic child support obligation including health insurance and work related child care costs.

(20) "Qualified child" or "qualified children" means any child:

(A) For whom the parent is legally responsible and in whose home the child resides;

(B) That the parent is actually supporting;

(C) Who is not subject to a preexisting order; and

(D) Who is not before the court to set, modify, or enforce support in the case immediately under consideration.

Qualified children shall not include stepchildren or other minors in the home that the parent has no legal obligation to support.

(21) "Split parenting" can occur in a child support case only if there are two or more children of the same parents, where one parent is the custodial parent for at least one child of the parents, and the other parent is the custodial parent for at least one other child of the parents. In a split parenting case, each parent is the custodial parent of any child spending more than 50 percent of the time with that parent and is the noncustodial parent of any child spending more than 50 percent of the time with the other parent. A split parenting situation shall have two custodial parents and two noncustodial parents, but no child shall have more than one custodial parent or noncustodial parent.

(22) "Theoretical child support order" means a hypothetical child support order for qualified children calculated as set forth in subparagraph (f)(5)(C) of this Code section which allows the court to determine the amount of child support as if a child support order existed.

(23) "Uninsured health care expenses" means a child's uninsured medical expenses including, but not limited to, health insurance copayments, deductibles, and such other costs as are reasonably necessary for orthodontia, dental treatment, asthma treatments, physical therapy, vision care, and any acute or chronic medical or health problem or mental health illness, including counseling and other medical or mental health expenses, that are not covered by insurance. For further reference see paragraph (3) of subsection (h) of this Code section.

(24) "Work related child care costs" means expenses for the care of the child for whom support is being determined which are due to employment of either parent. In an appropriate case, the court may consider the child care costs associated with

a parent's job search or the training or education of a parent necessary to obtain a job or enhance earning potential, not to exceed a reasonable time as determined by the court, if the parent proves by a preponderance of the evidence that the job search, job training, or education will benefit the child being supported. The term shall be projected for the next consecutive 12 months and averaged to obtain a monthly amount. For further reference see paragraph (1) of subsection (h) of this Code section.

(25) "Worksheet" or "child support worksheet" means the document used to record information necessary to determine and calculate monthly child support. For further reference see subsection (m) of this Code section.

(b) Process of calculating child support. Pursuant to this Code section, the determination of monthly child support shall be calculated as follows:

(1) Determine the monthly gross income of both the custodial parent and the noncustodial parent. Gross income may include imputed income, if applicable. The determination of monthly gross income shall be entered on the Child Support Schedule A -- Gross Income;

(2) Adjust each parent's monthly gross income by deducting the following from the parents' monthly gross income and entering it on the Child Support Schedule B -- Adjusted Income if any of the following apply:

(A) One-half of the amount of self-employment taxes;

(B) Preexisting orders; and

(C) Theoretical child support order for qualified children, if allowed by the court;

(3) Add each parent's adjusted income together;

(4) Locate the basic child support obligation by referring to the child support obligation table. Using the figure closest to the amount of the combined adjusted income, locate the amount of the basic child support obligation. If the combined adjusted income falls between the amounts shown in the table, then the basic child support obligation shall be based on the income bracket most closely matched to the combined adjusted income. The basic child support obligation amount stated in subsection (o) of this Code section shall be rebuttably presumed to be the appropriate amount of child support to be provided by the custodial parent and the noncustodial parent prior to consideration of health insurance, work related child care costs, and deviations;

(5) Calculate the pro rata share of the basic child support obligation for the custodial parent and the noncustodial parent by dividing the combined adjusted income into each parent's adjusted income to arrive at each parent's pro rata percentage of the basic child support obligation;

(6) Find the adjusted child support obligation amount by adding the additional expenses of the costs of health insurance and work related child care costs, prorating such expenses in accordance with each parent's pro rata share of the obligation and adding such expenses to the pro rata share of the basic child support obligation. The monthly cost of health insurance premiums and work related child care costs shall be entered on the Child Support Schedule D -- Additional Expenses. The pro rata share of the monthly basic child support obligation and the pro rata share of the combined additional expenses shall be added together to create the monthly adjusted child support obligation;

(7) Determine the amount of child support for the custodial parent and the noncustodial parent resulting in a monthly sum certain payment due to the custodial parent by assigning or deducting credit for actual payments for health insurance and work related child care costs from the basic child support obligation;

(8) In accordance with subsection (i) of this Code section, deviations subtracted from or added to the presumptive amount of child support shall be applied, if applicable, and if supported by the required findings of fact and application of the best interest of the child standard. The proposed deviations shall be entered on the Child Support Schedule E -- Deviations. In the court's or the jury's discretion, deviations may include, but shall not be limited to, the following:

(A) High income;

(B) Low income;

(C) Other health related insurance;

(D) Life insurance;

(E) Child and dependent care tax credit;

(F) Travel expenses;

(G) Alimony;

(H) Mortgage;

(I) Permanency plan or foster care plan;

(J) Extraordinary expenses;

(K) Parenting time; and

(L) Nonspecific deviations;

(9) Any benefits which the child receives under Title II of the federal Social Security Act shall be applied against the final child support order. The final child support

amount for each parent shall be entered on the child support worksheet, together with the information from each of the utilized schedules;

(10) The parents shall allocate the uninsured health care expenses which shall be based on the pro rata responsibility of the parents or as otherwise ordered by the court. Each parent's pro rata responsibility for uninsured health care expenses shall be entered on the child support worksheet; and

(11) In a split parenting case, there shall be a separate calculation and final child support order for each parent.

(c) Applicability and required findings.

(1) The child support guidelines contained in this Code section are a minimum basis for determining the amount of child support and shall apply as a rebuttable presumption in all legal proceedings involving the child support responsibility of a parent. This Code section shall be used when the court enters a temporary or permanent child support order in a contested or noncontested hearing or order in a civil action filed pursuant to Code Section 19-13-4. The rebuttable presumptive amount of child support provided by this Code section may be increased or decreased according to the best interest of the child for whom support is being considered, the circumstances of the parties, the grounds for deviation set forth in subsection (i) of this Code section, and to achieve the state policy of affording to children of unmarried parents, to the extent possible, the same economic standard of living enjoyed by children living in intact families consisting of parents with similar financial means.

(2) The provisions of this Code section shall not apply with respect to any divorce case in which there are no minor children, except to the limited extent authorized by subsection (e) of this Code section. In the final judgment or decree in a divorce case in which there are minor children, or in other cases which are governed by the provisions of this Code section, the court shall:

(A) Specify in what sum certain amount and from which parent the child is entitled to permanent support as determined by use of the worksheet;

(B) Specify as required by Code Section 19-5-12 in what manner, how often, to whom, and until when the support shall be paid;

(C) Include a written finding of the parent's gross income as determined by the court or the jury;

(D) Determine whether health insurance for the child involved is reasonably available at a reasonable cost to either parent. If the health insurance is reasonably available at a reasonable cost to the parent, then the court shall order that the child be covered under such health insurance;

(E) Include written findings of fact as to whether one or more of the deviations allowed under this Code section are applicable, and if one or more such deviations are applicable as determined by the court or the jury, the written findings of fact shall further set forth:

(i) The reasons the court or the jury deviated from the presumptive amount of child support;

(ii) The amount of child support that would have been required under this Code section if the presumptive amount of child support had not been rebutted; and

(iii) A finding that states how the court's or the jury's application of the child support guidelines would be unjust or inappropriate considering the relative ability of each parent to provide support and how the best interest of the child who is subject to the child support determination is served by deviation from the presumptive amount of child support;

(F) Specify the amount of the noncustodial parent's parenting time as set forth in the order of visitation;

(G) Include a written finding regarding the use of benefits received under Title II of the federal Social Security Act in the calculation of the amount of child support; and

(H) Specify the percentage of uninsured health care expenses for which each parent shall be responsible.

(3) When child support is ordered, the party who is required to pay the child support shall not be liable to third persons for necessities furnished to the child embraced in the judgment or decree.

(4) In all cases, the parties shall submit to the court their worksheets and schedules and the presence or absence of other factors to be considered by the court pursuant to the provisions of this Code section.

(5) In any case in which the gross income of the custodial parent and the noncustodial parent is determined by a jury, the court shall charge the provisions of this Code section applicable to the determination of gross income. The jury shall be required to return a special interrogatory determining gross income. The court shall determine adjusted income, health insurance costs, and work related child care costs. Based upon the jury's verdict as to gross income, the court shall determine the presumptive amount of child support in accordance with the provisions of this Code section. The court shall inform the jury of the presumptive amount of child support and the identity of the custodial and noncustodial parents. In the final instructions to the jury, the court shall charge the provisions of this Code section applicable to the determination of deviations and the jury shall be required to return a special interrogatory as to deviations and the final award of child support. The court shall include its findings and the jury's verdict on the child support worksheet in accordance with this Code section and Code Section 19-5-12.

(6) Nothing contained within this Code section shall prevent the parties from entering into an enforceable agreement contrary to the presumptive amount of child support which may be made the order of the court pursuant to review by the court of the adequacy of the child support amounts negotiated by the parties, including the provision for medical expenses and health insurance; provided, however, that if the agreement negotiated by the parties does not comply with the provisions contained in this Code section and does not contain findings of fact as required to support a deviation, the court shall reject such agreement.

(7) In any case filed pursuant to Chapter 11 of this title, relating to the "Child Support Recovery Act," the "Uniform Reciprocal Enforcement of Support Act," or the "Uniform Interstate Family Support Act," the court shall make all determinations of fact, including gross income and deviations, and a jury shall not hear any issue related to such cases.

(d) Nature of guidelines; court's discretion. In the event of a hearing or trial on the issue of child support, the guidelines enumerated in this Code section are intended by the General Assembly to be guidelines only and any court so applying these guidelines shall not abrogate its responsibility in making the final determination of child support based on the evidence presented to it at the time of the hearing or trial.

(e) Duration of child support responsibility. The duty to provide support for a minor child shall continue until the child reaches the age of majority, dies, marries, or becomes emancipated, whichever first occurs; provided, however, that, in any temporary, final, or modified order for child support with respect to any proceeding for divorce, separate maintenance, legitimacy, or paternity entered on or after July 1, 1992, the court, in the exercise of sound discretion, may direct either or both parents to provide financial assistance to a child who has not previously married or become emancipated, who is enrolled in and attending a secondary school, and who has attained the age of majority before completing his or her secondary school education, provided that such financial assistance shall not be required after a child attains 20 years of age. The provisions for child support provided in this subsection may be enforced by either parent, by any nonparent custodian, by a guardian appointed to receive child support for the child for whose benefit the child support is ordered, or by the child for whose benefit the child support is ordered.

(f) Gross income.

(1) Inclusion to gross income.

(A) Attributable income. Gross income of each parent shall be determined in the process of setting the presumptive amount of child support and shall include all income from any source, before deductions for taxes and other deductions such as preexisting orders for child support and credits for other qualified children, whether earned or unearned, and includes, but is not limited to, the following:

- (i) Salaries;
- (ii) Commissions, fees, and tips;
- (iii) Income from self-employment;
- (iv) Bonuses;
- (v) Overtime payments;
- (vi) Severance pay;
- (vii) Recurring income from pensions or retirement plans including, but not limited to, United States Department of Veterans Affairs, Railroad Retirement Board, Keoghs, and individual retirement accounts;
- (viii) Interest income;
- (ix) Dividend income;
- (x) Trust income;
- (xi) Income from annuities;
- (xii) Capital gains;
- (xiii) Disability or retirement benefits that are received from the Social Security Administration pursuant to Title II of the federal Social Security Act;
- (xiv) Disability benefits that are received pursuant to the federal Veterans' Benefits Act of 2010, 38 U.S.C. Section 101, et seq.;
- (xv) Workers' compensation benefits, whether temporary or permanent;
- (xvi) Unemployment insurance benefits;
- (xvii) Judgments recovered for personal injuries and awards from other civil actions;
- (xviii) Gifts that consist of cash or other liquid instruments, or which can be converted to cash;
- (xix) Prizes;
- (xx) Lottery winnings;
- (xxi) Alimony or maintenance received from persons other than parties to the proceeding before the court;

(xxii) Assets which are used for the support of the family; and

(xxiii) Other income.

(B) Self-employment income. Income from self-employment includes income from, but not limited to, business operations, work as an independent contractor or consultant, sales of goods or services, and rental properties, less ordinary and reasonable expenses necessary to produce such income. Income from self-employment, rent, royalties, proprietorship of a business, or joint ownership of a partnership, limited liability company, or closely held corporation is defined as gross receipts minus ordinary and reasonable expenses required for self-employment or business operations. Ordinary and reasonable expenses of self-employment or business operations necessary to produce income do not include:

(i) Excessive promotional, travel, vehicle, or personal living expenses, depreciation on equipment, or costs of operation of home offices; or

(ii) Amounts allowable by the Internal Revenue Service for the accelerated component of depreciation expenses, investment tax credits, or any other business expenses determined by the court or the jury to be inappropriate for determining gross income.

In general, income and expenses from self-employment or operation of a business should be carefully reviewed by the court or the jury to determine an appropriate level of gross income available to the parent to satisfy a child support obligation. Generally, this amount will differ from a determination of business income for tax purposes.

(C) Fringe benefits. Fringe benefits for inclusion as income or "in kind" remuneration received by a parent in the course of employment, or operation of a trade or business, shall be counted as income if the benefits significantly reduce personal living expenses. Such fringe benefits might include, but are not limited to, use of a company car, housing, or room and board. Fringe benefits shall not include employee benefits that are typically added to the salary, wage, or other compensation that a parent may receive as a standard added benefit, including, but not limited to, employer paid portions of health insurance premiums or employer contributions to a retirement or pension plan.

(D) Variable income. Variable income such as commissions, bonuses, overtime pay, military bonuses, and dividends shall be averaged by the court or the jury over a reasonable period of time consistent with the circumstances of the case and added to a parent's fixed salary or wages to determine gross income. When income is received on an irregular, nonrecurring, or one-time basis, the court or the jury may, but is not required to, average or prorate the income over a reasonable specified period of time or require the parent to pay as a one-time support amount a percentage of his or her nonrecurring income, taking into consideration the percentage of recurring income of that parent.

(E) Military compensation and allowances. Income for a parent who is an active duty member of the regular or reserve component of the United States armed forces, the United States Coast Guard, the merchant marine of the United States, the commissioned corps of the Public Health Service or the National Oceanic and Atmospheric Administration, the National Guard, or the Air National Guard shall include:

(i) Base pay;

(ii) Drill pay;

(iii) Basic allowance for subsistence, whether paid directly to the parent or received in-kind; and

(iv) Basic allowance for housing, whether paid directly to the parent or received in-kind, determined at the parent's pay grade at the without dependent rate, but shall include only so much of the allowance that is not attributable to area variable housing costs.

Except as determined by the court or jury, special pay or incentive pay, allowances for clothing or family separation, and reimbursed expenses related to the parent's assignment to a high cost of living location shall not be considered income for the purpose of determining gross income.

(2) Exclusions from gross income. Excluded from gross income are the following:

(A) Child support payments received by either parent for the benefit of a child of another relationship;

(B) Benefits received from means-tested public assistance programs such as, but not limited to:

(i) PeachCare for Kids Program, Temporary Assistance for Needy Families Program, or similar programs in other states or territories under Title IV-A of the federal Social Security Act;

(ii) Food stamps or the value of food assistance provided by way of electronic benefits transfer procedures by the Department of Human Services;

(iii) Supplemental security income received under Title XVI of the federal Social Security Act;

(iv) Benefits received under Section 402(d) of the federal Social Security Act for disabled adult children of deceased disabled workers; and

(v) Low-income heating and energy assistance program payments;

(C) Foster care payments paid by the Department of Human Services or a licensed child placing agency for providing foster care to a foster child in the custody of the Department of Human Services; and

(D) A nonparent custodian's gross income.

(3) Social Security benefits.

(A) Benefits received under Title II of the federal Social Security Act by a child on the obligor's account shall be counted as child support payments and shall be applied against the final child support order to be paid by the obligor for the child.

(B) After calculating the obligor's monthly gross income, including the countable social security benefits as specified in division (1)(A)(xiii) of this subsection, and after calculating the amount of child support, if the presumptive amount of child support, as increased or decreased by deviations, is greater than the social security benefits paid on behalf of the child on the obligor's account, the obligor shall be required to pay the amount exceeding the social security benefit as part of the final child support order in the case.

(C) After calculating the obligor's monthly gross income, including the countable social security benefits as specified in division (1)(A)(xiii) of this subsection, and after calculating the amount of child support, if the presumptive amount of child support, as increased or decreased by deviations, is equal to or less than the social security benefits paid to the nonparent custodian or custodial parent on behalf of the child on the obligor's account, the child support responsibility of that parent shall have been met and no further child support shall be paid.

(D) Any benefit amounts under Title II of the federal Social Security Act as determined by the Social Security Administration sent to the nonparent custodian or custodial parent by the Social Security Administration for the child's benefit which are greater than the final child support order shall be retained by the nonparent custodian or custodial parent for the child's benefit and shall not be used as a reason for decreasing the final child support order or reducing arrearages.

(4) Reliable evidence of income.

(A) Imputed income. When establishing the amount of child support, if a parent fails to produce reliable evidence of income, such as tax returns for prior years, check stubs, or other information for determining current ability to pay child support or ability to pay child support in prior years, and the court or the jury has no other reliable evidence of the parent's income or income potential, gross income for the current year shall be determined by imputing gross income based on a 40 hour workweek at minimum wage.

(B) Modification. When cases with established orders are reviewed for modification and a parent fails to produce reliable evidence of income, such as tax returns for prior years, check stubs, or other information for determining current ability to pay

child support or ability to pay child support in prior years, and the court or jury has no other reliable evidence of such parent's income or income potential, the court or jury may increase the child support of the parent failing or refusing to produce evidence of income by an increment of at least 10 percent per year of such parent's gross income for each year since the final child support order was entered or last modified and shall calculate the basic child support obligation using the increased amount as such parent's gross income.

(C) Rehearing. If income is imputed pursuant to subparagraph (A) of this paragraph, the party believing the income of the other party is higher than the amount imputed may provide within 90 days, upon motion to the court, evidence necessary to determine the appropriate amount of child support based upon reliable evidence. A hearing shall be scheduled after the motion is filed. The court may increase, decrease, or leave unchanged the amount of current child support from the date of filing of either parent's initial filing or motion for reconsideration. While the motion for reconsideration is pending, the obligor shall be responsible for the amount of child support originally ordered. Arrearages entered in the original child support order based upon imputed income shall not be forgiven. When there is reliable evidence to support a motion for reconsideration of the amount of income imputed, the party seeking reconsideration shall not be required to prove the existence of grounds for modification of an order pursuant to subsection (k) of this Code section.

(D) Willful or voluntary unemployment or underemployment. In determining whether a parent is willfully or voluntarily unemployed or underemployed, the court or the jury shall ascertain the reasons for the parent's occupational choices and assess the reasonableness of these choices in light of the parent's responsibility to support his or her child and whether such choices benefit the child. A determination of willful or voluntary unemployment or underemployment shall not be limited to occupational choices motivated only by an intent to avoid or reduce the payment of child support but can be based on any intentional choice or act that affects a parent's income. In determining willful or voluntary unemployment or underemployment, the court may examine whether there is a substantial likelihood that the parent could, with reasonable effort, apply his or her education, skills, or training to produce income. Specific factors for the court to consider when determining willful or voluntary unemployment or underemployment include, but are not limited to:

(i) The parent's past and present employment;

(ii) The parent's education and training;

(iii) Whether unemployment or underemployment for the purpose of pursuing additional training or education is reasonable in light of the parent's responsibility to support his or her child and, to this end, whether the training or education may ultimately benefit the child in the case immediately under consideration by increasing the parent's level of support for that child in the future;

(iv) A parent's ownership of valuable assets and resources, such as an expensive home or automobile, that appear inappropriate or unreasonable for the income claimed by the parent;

(v) The parent's own health and ability to work outside the home; and

(vi) The parent's role as caretaker of a child of that parent, a disabled or seriously ill child of that parent, or a disabled or seriously ill adult child of that parent, or any other disabled or seriously ill relative for whom that parent has assumed the role of caretaker, which eliminates or substantially reduces the parent's ability to work outside the home, and the need of that parent to continue in the role of caretaker in the future. When considering the income potential of a parent whose work experience is limited due to the caretaker role of that parent, the court shall consider the following factors:

(I) Whether the parent acted in the role of full-time caretaker immediately prior to separation by the married parties or prior to the divorce or annulment of the marriage or dissolution of another relationship in which the parent was a full-time caretaker;

(II) The length of time the parent staying at home has remained out of the work force for this purpose;

(III) The parent's education, training, and ability to work; and

(IV) Whether the parent is caring for a child who is four years of age or younger. If the court or the jury determines that a parent is willfully or voluntarily unemployed or underemployed, child support shall be calculated based on a determination of earning capacity, as evidenced by educational level or previous work experience. In the absence of any other reliable evidence, income may be imputed to the parent pursuant to a determination that gross income for the current year is based on a 40 hour workweek at minimum wage.

A determination of willful and voluntary unemployment or underemployment shall not be made when an individual is activated from the National Guard or other armed forces unit or enlists or is drafted for full-time service in the armed forces of the United States.

(5) Adjustments to gross income.

(A) Self-employment. One-half of the self-employment and Medicare taxes shall be calculated as follows:

(i) Six and two-tenths percent of self-employment income up to the maximum amount to which federal old age, survivors, and disability insurance (OASDI) applies; plus

(ii) One and forty-five one-hundredths of a percent of self-employment income for Medicare and this amount shall be deducted from a self-employed parent's monthly gross income.

(B) Preexisting orders. An adjustment to the parent's monthly gross income shall be made on the Child Support Schedule B -- Adjusted Income for current preexisting orders for a period of not less than 12 months immediately prior to the date of the hearing or such period that an order has been in effect if less than 12 months prior to the date of the hearing before the court to set, modify, or enforce child support.

(i) In calculating the adjustment for preexisting orders, the court shall include only those preexisting orders meeting the criteria set forth in subparagraph (a)(18)(B);

(ii) The priority for preexisting orders shall be determined by the date and time of filing with the clerk of court of the initial order in each case. Subsequent modifications of the initial support order shall not affect the priority position established by the date and time of the initial order. In any modification proceeding, the court rendering the decision shall make a specific finding of the date, and time if known, of the initial order of the case;

(iii) Adjustments shall be allowed for current preexisting support only to the extent that the payments are actually being paid as evidenced by documentation including, but not limited to, payment history from a court clerk, the child support services' computer data base, the child support payment history, or canceled checks or other written proof of payments paid directly to the other parent. The maximum credit allowed for a preexisting order is an average of the amount of current support actually paid under the preexisting order over the past 12 months prior to the hearing date;

(iv) All preexisting orders shall be entered on the Child Support Schedule B -- Adjusted Income for the purpose of calculating the total amount of the credit to be included on the child support worksheet; and

(v) Payments being made by a parent on any arrearages shall not be considered payments on preexisting orders or subsequent orders and shall not be used as a basis for reducing gross income.

(C) Theoretical child support orders. In addition to the adjustments to monthly gross income for self-employment taxes provided in subparagraph (A) of this paragraph and for preexisting orders provided in subparagraph (B) of this paragraph, credits for either parent's other qualified child living in the parent's home for whom the parent owes a legal duty of support may be considered by the court for the purpose of reducing the parent's gross income. To consider a parent's other qualified children for determining the theoretical child support order, a parent shall present documentary evidence of the parent-child relationship to the court. Adjustments to income pursuant to this subparagraph may be considered in such circumstances in which the failure to consider a qualified child would cause

substantial hardship to the parent; provided, however, that such consideration of an adjustment shall be based upon the best interest of the child for whom child support is being awarded. If the court, in its discretion, decides to apply the qualified child adjustment, the basic child support obligation of the parent for the number of other qualified children living with such parent shall be determined based upon that parent's monthly gross income. Except for self-employment taxes paid, no other amounts shall be subtracted from the parent's monthly gross income when calculating a theoretical child support order under this subparagraph. The basic child support obligation for such parent shall be multiplied by 75 percent and the resulting amount shall be subtracted from such parent's monthly gross income and entered on the Child Support Schedule B -- Adjusted Income.

(D) Multiple family situations. In multiple family situations, the priority of adjustments to a parent's monthly gross income shall be calculated in the following order:

(i) Preexisting orders according to the date and time of the initial order as set forth in subparagraph (B) of this paragraph; and

(ii) Application of any credit for a parent's other qualified children using the procedure set forth in subparagraph (C) of this paragraph.

(g) Parenting time deviation. The court or the jury may deviate from the presumptive amount of child support as set forth in subparagraph (i)(2)(K) of this Code section.

(h) Adjusted support obligation. The child support obligation table does not include the cost of the parent's work related child care costs, health insurance premiums, or uninsured health care expenses. The additional expenses for the child's health insurance premiums and work related child care costs shall be included in the calculations to determine child support. A nonparent custodian's expenses for work related child care costs and health insurance premiums shall be taken into account when establishing a final child support order.

(1) Work related child care costs.

(A) Work related child care costs necessary for the parent's employment, education, or vocational training that are determined by the court to be appropriate, and that are appropriate to the parents' financial abilities and to the lifestyle of the child if the parents and child were living together, shall be averaged for a monthly amount and entered on the child support worksheet in the column of the parent initially paying the expense. Work related child care costs of a nonparent custodian shall be considered when determining the amount of this expense.

(B) If a child care subsidy is being provided pursuant to a means-tested public assistance program, only the amount of the child care expense actually paid by either parent or a nonparent custodian shall be included in the calculation.

(C) If either parent is the provider of child care services to the child for whom support is being determined, the value of those services shall not be an adjustment to the basic child support obligation when calculating the support award.

(D) If child care is provided without charge to the parent, the value of these services shall not be an adjustment to the basic child support obligation. If child care is or will be provided by a person who is paid for his or her services, proof of actual cost or payment shall be shown to the court before the court includes such payment in its consideration.

(E) The amount of work related child care costs shall be determined and added as an adjustment to the basic child support obligation as "additional expenses" whether paid directly by the parent or through a payroll deduction.

(F) The total amount of work related child care costs shall be divided between the parents pro rata to determine the presumptive amount of child support and shall be included in the worksheet and written order of the court.

(2) Cost of health insurance premiums.

(A) (i) The amount that is, or will be, paid by a parent for health insurance for the child for whom support is being determined shall be an adjustment to the basic child support obligation and prorated between the parents based upon their respective incomes. Payments made by a parent's employer for health insurance and not deducted from the parent's wages shall not be included. When a child for whom support is being determined is covered by a family policy, only the health insurance premium actually attributable to that child shall be added.

(ii) The amount of the cost for the child's health insurance premium shall be determined and added as an adjustment to the basic child support obligation as "additional expenses" whether paid directly by the parent or through a payroll deduction.

(iii) The total amount of the cost for the child's health insurance premium shall be divided between the parents pro rata to determine the total presumptive amount of child support and shall be included in the Child Support Schedule D -- Additional Expenses and written order of the court together with the amount of the basic child support obligation.

(B) (i) If either parent has health insurance reasonably available at reasonable cost that provides for the health care needs of the child, then an amount to cover the cost of the premium shall be added as an adjustment to the basic child support obligation. A health insurance premium paid by a nonparent custodian shall be included when determining the amount of health insurance expense. In determining the amount to be added to the order for the health insurance cost, only the amount of the health insurance cost attributable to the child who is the subject of the order shall be included.

(ii) If coverage is applicable to other persons and the amount of the health insurance premium attributable to the child who is the subject of the current action for support is not verifiable, the total cost to the parent paying the premium shall be prorated by the number of persons covered so that only the cost attributable to the child who is the subject of the order under consideration is included. The amount of health insurance premium shall be determined by dividing the total amount of the insurance premium by the number of persons covered by the insurance policy and multiplying the resulting amount by the number of children covered by the insurance policy. The monthly cost of health insurance premium shall be entered on the Child Support Schedule D -- Additional Expenses in the column of the parent paying the premium.

(iii) Eligibility for or enrollment of the child in Medicaid or PeachCare for Kids Program shall not satisfy the requirement that the final child support order provide for the child's health care needs. Health coverage through PeachCare for Kids Program and Medicaid shall not prevent a court from ordering either or both parents to obtain other health insurance.

(3) Uninsured health care expenses.

(A) The child's uninsured health care expenses shall be the financial responsibility of both parents. The final child support order shall include provisions for payment of the uninsured health care expenses; provided, however, that the uninsured health care expenses shall not be used for the purpose of calculating the amount of child support. The parents shall divide the uninsured health care expenses pro rata, unless otherwise specifically ordered by the court.

(B) If a parent fails to pay his or her pro rata share of the child's uninsured health care expenses, as specified in the final child support order, within a reasonable time after receipt of evidence documenting the uninsured portion of the expense:

(i) The other parent or the nonparent custodian may enforce payment of the expense by any means permitted by law; or

(ii) Child support services shall pursue enforcement of payment of such unpaid expenses only if the unpaid expenses have been reduced to a judgment in a sum certain amount.

(i) Grounds for deviation.

(1) General principles.

(A) The amount of child support established by this Code section and the presumptive amount of child support are rebuttable and the court or the jury may deviate from the presumptive amount of child support in compliance with this subsection. In deviating from the presumptive amount of child support, primary consideration shall be given to the best interest of the child for whom support under this Code section is being determined. A nonparent custodian's expenses may be the basis for a deviation.

(B) When ordering a deviation from the presumptive amount of child support, the court or the jury shall consider all available income of the parents and shall make written findings or special interrogatory findings that an amount of child support other than the amount calculated is reasonably necessary to provide for the needs of the child for whom child support is being determined and the order or special interrogatory shall state:

(i) The reasons for the deviation from the presumptive amount of child support;

(ii) The amount of child support that would have been required under this Code section if the presumptive amount of child support had not been rebutted; and

(iii) How, in its determination:

(I) Application of the presumptive amount of child support would be unjust or inappropriate; and

(II) The best interest of the child for whom support is being determined will be served by deviation from the presumptive amount of child support.

(C) No deviation in the presumptive amount of child support shall be made which seriously impairs the ability of the custodial parent to maintain minimally adequate housing, food, and clothing for the child being supported by the order and to provide other basic necessities, as determined by the court or the jury.

(D) If the circumstances which supported the deviation cease to exist, the final child support order may be modified as set forth in subsection (k) of this Code section to eliminate the deviation.

(2) Specific deviations.

(A) High income. For purposes of this subparagraph, parents are considered to be high-income parents if their combined adjusted income exceeds \$30,000.00 per month. For high-income parents, the court shall set the basic child support obligation at the highest amount allowed by the child support obligation table but the court or the jury may consider upward deviation to attain an appropriate award of child support for high-income parents which is consistent with the best interest of the child.

(B) Low income.

(i) If the noncustodial parent can provide evidence sufficient to demonstrate no earning capacity or that his or her pro rata share of the presumptive amount of child support would create an extreme economic hardship for such parent, the court may consider a low-income deviation.

(ii) A noncustodial parent whose sole source of income is supplemental security income received under Title XVI of the federal Social Security Act shall be considered to have no earning capacity.

(iii) The court or the jury shall examine all attributable and excluded sources of income, assets, and benefits available to the noncustodial parent and may consider all reasonable expenses of the noncustodial parent, ensuring that such expenses are actually paid by the noncustodial parent and are clearly justified expenses.

(iv) In considering a request for a low-income deviation, the court or the jury shall then weigh the income and all attributable and excluded sources of income, assets, and benefits and all reasonable expenses of each parent, the relative hardship that a reduction in the amount of child support paid to the custodial parent would have on the custodial parent's household, the needs of each parent, the needs of the child for whom child support is being determined, and the ability of the noncustodial parent to pay child support.

(v) Following a review of the noncustodial parent's gross income and expenses, and taking into account each parent's basic child support obligation adjusted by health insurance and work related child care costs and the relative hardships on the parents and the child, the court or the jury, upon request by either party or upon the court's initiative, may consider a downward deviation to attain an appropriate award of child support which is consistent with the best interest of the child.

(vi) For the purpose of calculating a low-income deviation, the noncustodial parent's minimum child support for one child shall be not less than \$100.00 per month, and such amount shall be increased by at least \$50.00 for each additional child for the same case for which child support is being ordered.

(vii) A low-income deviation granted pursuant to this subparagraph shall apply only to the current child support amount and shall not prohibit an additional amount being ordered to reduce a noncustodial parent's arrears.

(viii) If a low-income deviation is granted pursuant to this subparagraph, such deviation shall not prohibit the court or jury from granting an increase or decrease to the presumptive amount of child support by the use of any other specific or nonspecific deviation.

(C) Other health related insurance. If the court or the jury finds that either parent has vision or dental insurance available at a reasonable cost for the child, the court may deviate from the presumptive amount of child support for the cost of such insurance.

(D) Life insurance. In accordance with Code Section 19-6-34, if the court or the jury finds that either parent has purchased life insurance on the life of either parent or the lives of both parents for the benefit of the child, the court may deviate from the presumptive amount of child support for the cost of such insurance by either adding or subtracting the amount of the premium.

(E) *Child and dependent care tax credit.* If the court or the jury finds that one of the parents is entitled to the Child and Dependent Care Tax Credit, the court or the jury may deviate from the presumptive amount of child support in consideration of such credit.

(F) *Travel expenses.* If court ordered visitation related travel expenses are substantial due to the distance between the parents, the court may order the allocation of such costs or the jury may by a finding in its special interrogatory allocate such costs by deviation from the presumptive amount of child support, taking into consideration the circumstances of the respective parents as well as which parent moved and the reason for such move.

(G) *Alimony.* Actual payments of alimony shall not be considered as a deduction from gross income but may be considered as a deviation from the presumptive amount of child support. If the court or the jury considers the actual payment of alimony, the court shall make a written finding of such consideration or the jury, in its special interrogatory, shall make a written finding of such consideration as a basis for deviation from the presumptive amount of child support.

(H) *Mortgage.* If the noncustodial parent is providing shelter, such as paying the mortgage of the home, or has provided a home at no cost to the custodial parent in which the child resides, the court or the jury may allocate such costs or an amount equivalent to such costs by deviation from the presumptive amount of child support, taking into consideration the circumstances of the respective parents and the best interest of the child.

(I) *Permanency plan or foster care plan.* In cases where the child is in the legal custody of the Department of Human Services, the child protection or foster care agency of another state or territory, or any other child-caring entity, public or private, the court or the jury may consider a deviation from the presumptive amount of child support if the deviation will assist in accomplishing a permanency plan or foster care plan for the child that has a goal of returning the child to the parent or parents and the parent's need to establish an adequate household or to otherwise adequately prepare herself or himself for the return of the child clearly justifies a deviation for this purpose.

(J) *Extraordinary expenses.* The child support obligation table includes average child rearing expenditures for families given the parents' combined adjusted income and number of children. Extraordinary expenses are in excess of average amounts estimated in the child support obligation table and are highly variable among families. Extraordinary expenses shall be considered on a case-by-case basis in the calculation of support and may form the basis for deviation from the presumptive amount of child support so that the actual amount of the expense is considered in the calculation of the final child support order for only those families actually incurring the expense. Extraordinary expenses shall be prorated between the parents by assigning or deducting credit for actual payments for extraordinary expenses.

(i) Extraordinary educational expenses. Extraordinary educational expenses may be a basis for deviation from the presumptive amount of child support. Extraordinary educational expenses include, but are not limited to, tuition, room and board, lab fees, books, fees, and other reasonable and necessary expenses associated with special needs education or private elementary and secondary schooling that are appropriate to the parent's financial abilities and to the lifestyle of the child if the parents and the child were living together.

(I) In determining the amount of deviation for extraordinary educational expenses, scholarships, grants, stipends, and other cost-reducing programs received by or on behalf of the child shall be considered; and

(II) If a deviation is allowed for extraordinary educational expenses, a monthly average of the extraordinary educational expenses shall be based on evidence of prior or anticipated expenses and entered on the Child Support Schedule E -- Deviations.

(ii) Special expenses incurred for child rearing. Special expenses incurred for child rearing, including, but not limited to, quantifiable expense variations related to the food, clothing, and hygiene costs of children at different age levels, may be a basis for a deviation from the presumptive amount of child support. Such expenses include, but are not limited to, summer camp; music or art lessons; travel; school sponsored extracurricular activities, such as band, clubs, and athletics; and other activities intended to enhance the athletic, social, or cultural development of a child but not otherwise required to be used in calculating the presumptive amount of child support as are health insurance premiums and work related child care costs. A portion of the basic child support obligation is intended to cover average amounts of special expenses incurred in the rearing of a child. In order to determine if a deviation for special expenses is warranted, the court or the jury shall consider the full amount of the special expenses as described in this division; and when these special expenses exceed 7 percent of the basic child support obligation, then the additional amount of special expenses shall be considered as a deviation to cover the full amount of the special expenses.

(iii) Extraordinary medical expenses. In instances of extreme economic hardship involving extraordinary medical expenses not covered by insurance, the court or the jury may consider a deviation from the presumptive amount of child support for extraordinary medical expenses. Such expenses may include, but are not limited to, extraordinary medical expenses of the child or a parent of the child; provided, however, that any such deviation:

(I) Shall not act to leave a child unsupported; and

(II) May be ordered for a specific period of time measured in months.

When extraordinary medical expenses are claimed, the court or the jury shall consider the resources available for meeting such needs, including sources available from agencies and other adults.

(K) Parenting time.

(i) The child support obligation table is based upon expenditures for a child in intact households. The court may order or the jury may find by special interrogatory a deviation from the presumptive amount of child support when special circumstances make the presumptive amount of child support excessive or inadequate due to extended parenting time as set forth in the order of visitation or when the child resides with both parents equally.

(ii) If the court or the jury determines that a parenting time deviation is applicable, then such deviation shall be included with all other deviations and be treated as a deduction.

(iii) In accordance with subsection (d) of Code Section 19-11-8, if any action or claim for parenting time or a parenting time deviation is brought under this subparagraph, it shall be an action or claim solely between the custodial parent and the noncustodial parent, and not any third parties, including child support services.

(3) Nonspecific deviations. Deviations from the presumptive amount of child support may be appropriate for reasons in addition to those established under this subsection when the court or the jury finds it is in the best interest of the child.

(j) Involuntary loss of income.

(1) In the event a parent suffers an involuntary termination of employment, has an extended involuntary loss of average weekly hours, is involved in an organized strike, incurs a loss of health, or similar involuntary adversity resulting in a loss of income of 25 percent or more, then the portion of child support attributable to lost income shall not accrue from the date of the service of the petition for modification, provided that service is made on the other parent. It shall not be considered an involuntary termination of employment if the parent has left the employer without good cause in connection with the parent's most recent work.

(2) In the event a modification action is filed pursuant to this subsection, the court shall make every effort to expedite hearing such action.

(3) The court may, at its discretion, phase in the new child support award over a period of up to one year with the phasing in being largely evenly distributed with at least an initial immediate adjustment of not less than 25 percent of the difference and at least one intermediate adjustment prior to the final adjustment at the end of the phase-in period.

(k) Modification.

(1) Except as provided in paragraph (2) of this subsection, a parent shall not have the right to petition for modification of the child support award regardless of the length of time since the establishment of the child support award unless there is a

substantial change in either parent's income and financial status or the needs of the child.

(2) No petition to modify child support may be filed by either parent within a period of two years from the date of the final order on a previous petition to modify by the same parent except where:

(A) A noncustodial parent has failed to exercise the court ordered visitation;

(B) A noncustodial parent has exercised a greater amount of visitation than was provided in the court order; or

(C) The motion to modify is based upon an involuntary loss of income as set forth in subsection (j) of this Code section.

(3) (A) If there is a difference of at least 15 percent but less than 30 percent between a new award and a Georgia child support order entered prior to January 1, 2007, the court may, at its discretion, phase in the new child support award over a period of up to one year with the phasing in being largely evenly distributed with at least an initial immediate adjustment of not less than 25 percent of the difference and at least one intermediate adjustment prior to the final adjustment at the end of the phase-in period.

(B) If there is a difference of 30 percent or more between a new award and a Georgia child support order entered prior to January 1, 2007, the court may, at its discretion, phase in the new child support award over a period of up to two years with the phasing in being largely evenly distributed with at least an initial immediate adjustment of not less than 25 percent of the difference and at least one intermediate adjustment prior to the final adjustment at the end of the phase-in period.

(C) All child support service's case reviews and modifications shall proceed and be governed by Code Section 19-11-12. Subsequent changes to the child support obligation table shall be a reason to request a review for modification from child support services to the extent that such changes are consistent with the requirements of Code Section 19-11-12.

(4) A petition for modification shall be filed under the same rules of procedure applicable to divorce proceedings. The court may allow, upon motion, the temporary modification of a child support order pending the final trial on the petition. An order granting temporary modification shall be subject to revision by the court at any time before the final trial. A jury may be demanded on a petition for modification but the jury shall only be responsible for determining a parent's gross income and any deviations. In the hearing upon a petition for modification, testimony may be given and evidence introduced relative to the change of circumstances, income and financial status of either parent, or in the needs of the child. After hearing both parties and the evidence, the court may modify and revise the previous judgment, in accordance with the changed circumstances, income and

financial status of either parent, or in the needs of the child, if such change or changes are satisfactorily proven so as to warrant the modification and revision and such modification and revisions are in the child's best interest. The court shall enter a written order specifying the basis for the modification, if any, and shall include all of the information set forth in paragraph (2) of subsection (c) of this Code section.

(5) In proceedings for the modification of a child support award pursuant to the provisions of this Code section, the court may award attorney's fees, costs, and expenses of litigation to the prevailing party as the interests of justice may require. Where a custodial parent prevails in an upward modification of child support based upon the noncustodial parent's failure to be available and willing to exercise court ordered visitation, reasonable and necessary attorney's fees and expenses of litigation shall be awarded to the custodial parent.

(l) Split parenting. In cases of split parenting, a worksheet shall be prepared separately for the child for whom the father is the custodial parent and for the child for whom the mother is the custodial parent, and that worksheet shall be filed with the clerk of court. For each split parenting custodial situation, the court shall determine:

(1) Which parent is the obligor;

(2) The presumptive amount of child support;

(3) The actual award of child support, if different from the presumptive amount of child support;

(4) How and when the sum certain amount of child support owed shall be paid; and

(5) Any other child support responsibilities for each parent.

(m) Worksheets.

(1) Schedules and worksheets shall be prepared by the parties for purposes of calculating the amount of child support. In child support services cases in which neither parent prepared a worksheet, the court may rely on the worksheet prepared by child support services as a basis for its order. Information from the schedules shall be entered on the child support worksheet. The child support worksheet and, if there are any deviations, Schedule E shall be attached to the final court order or judgment; provided, however, that any order entered pursuant to Code Section 19-13-4 shall not be required to have such worksheet and schedule attached thereto.

(2) The child support worksheet and schedules shall be promulgated by the Georgia Child Support Commission.

(n) Child support obligation table. The child support obligation table shall be proposed by the Georgia Child Support Commission and shall be as codified in subsection (o) of this Code section.

(o) Georgia Schedule of Basic Child Support Obligations.
(Refer to statute to view table.)

HISTORY: Ga. L. 1870, p. 413, § 2; Code 1873, § 1742; Code 1882, § 1742; Civil Code 1895, § 2462; Civil Code 1910, § 2981; Code 1933, § 30-207; Ga. L. 1979, p. 466, § 12; Ga. L. 1989, p. 861, § 1; Ga. L. 1991, p. 94, § 19; Ga. L. 1992, p. 1833, § 1; Ga. L. 1994, p. 1728, § 1; Ga. L. 1995, p. 603, § 2; Ga. L. 1996, p. 453, § 6; Ga. L. 2005, p. 224, § 5/HB 221; Ga. L. 2006, p. 72, § 19/SB 465; Ga. L. 2006, p. 583, § 4/SB 382; Ga. L. 2007, p. 47, § 19/SB 103; Ga. L. 2008, p. 272, §§ 1-9/SB 483; Ga. L. 2009, p. 96, §§ 1-6/HB 145; Ga. L. 2009, p. 453, § 2-2/HB 228; Ga. L. 2010, p. 878, § 19/HB 1387; Ga. L. 2011, p. 550, § 1/SB 115; Ga. L. 2014, p. 457, §§ 1-8/SB 282.

Georgia Schedule of Basic Child Support Obligations						
COMBINED ADJUSTED GROSS INCOME	ONE CHILD	TWO CHILDREN	THREE CHILDREN	FOUR CHILDREN	FIVE CHILDREN	SIX CHILDREN
800	197	283	330	367	404	440
850	208	298	347	387	425	463
900	218	313	364	406	447	486
950	229	328	381	425	468	509
1,000	239	343	398	444	489	532
1,050	250	357	415	463	510	554
1,100	260	372	432	482	530	577
1,150	270	387	449	501	551	600
1,200	280	401	466	520	572	622
1,250	291	416	483	539	593	645
1,300	301	431	500	558	614	668
1,350	311	445	517	577	634	690
1,400	321	459	533	594	654	711
1,450	331	473	549	612	673	733
1,500	340	487	565	630	693	754
1,550	350	500	581	647	712	775
1,600	360	514	597	665	732	796
1,650	369	528	612	683	751	817
1,700	379	542	628	701	771	838
1,750	389	555	644	718	790	860
1,800	398	569	660	736	809	881
1,850	408	583	676	754	829	902
1,900	418	596	692	771	848	923
1,950	427	610	708	789	868	944
2,000	437	624	723	807	887	965
2,050	446	637	739	824	906	986
2,100	455	650	754	840	924	1,006
2,150	465	663	769	857	943	1,026
2,200	474	676	783	873	961	1,045
2,250	483	688	798	890	979	1,065
2,300	492	701	813	907	997	1,085
2,350	501	714	828	923	1,016	1,105
2,400	510	727	843	940	1,034	1,125
2,450	519	740	858	956	1,052	1,145
2,500	528	752	873	973	1,070	1,165
2,550	537	765	888	990	1,089	1,184
2,600	547	778	902	1,006	1,107	1,204
2,650	556	791	917	1,023	1,125	1,224
2,700	565	804	932	1,039	1,143	1,244
2,750	574	816	947	1,056	1,162	1,264
2,800	583	829	962	1,073	1,180	1,284
2,850	592	842	977	1,089	1,198	1,303
2,900	601	855	992	1,106	1,216	1,323
2,950	611	868	1,006	1,122	1,234	1,343
3,000	620	881	1,021	1,139	1,253	1,363
3,050	629	893	1,036	1,155	1,271	1,383
3,100	638	906	1,051	1,172	1,289	1,402
3,150	647	919	1,066	1,188	1,307	1,422
3,200	655	930	1,079	1,203	1,323	1,440
3,250	663	941	1,092	1,217	1,339	1,457
3,300	671	952	1,104	1,231	1,355	1,474
3,350	679	963	1,117	1,246	1,370	1,491
3,400	687	974	1,130	1,260	1,386	1,508
3,450	694	985	1,143	1,274	1,402	1,525
3,500	702	996	1,155	1,288	1,417	1,542
3,550	710	1,008	1,168	1,303	1,433	1,559
3,600	718	1,019	1,181	1,317	1,448	1,576
3,650	726	1,030	1,194	1,331	1,464	1,593
3,700	734	1,041	1,207	1,345	1,480	1,610
3,750	741	1,051	1,219	1,359	1,495	1,627
3,800	749	1,062	1,231	1,373	1,510	1,643
3,850	756	1,072	1,243	1,386	1,525	1,659
3,900	764	1,083	1,255	1,400	1,540	1,675
3,950	771	1,093	1,267	1,413	1,555	1,691
4,000	779	1,104	1,280	1,427	1,569	1,707
4,050	786	1,114	1,292	1,440	1,584	1,724
4,100	794	1,125	1,304	1,454	1,599	1,740
4,150	801	1,135	1,316	1,467	1,614	1,756
4,200	809	1,146	1,328	1,481	1,629	1,772
4,250	816	1,156	1,340	1,494	1,643	1,788
4,300	824	1,167	1,352	1,508	1,658	1,804
4,350	831	1,177	1,364	1,521	1,673	1,820
4,400	839	1,188	1,376	1,534	1,688	1,836
4,450	846	1,198	1,388	1,548	1,703	1,853
4,500	853	1,209	1,400	1,561	1,718	1,869

Georgia Schedule of Basic Child Support Obligations						
COMBINED ADJUSTED GROSS INCOME	ONE CHILD	TWO CHILDREN	THREE CHILDREN	FOUR CHILDREN	FIVE CHILDREN	SIX CHILDREN
4,550	861	1,219	1,412	1,575	1,732	1,885
4,600	868	1,230	1,425	1,588	1,747	1,901
4,650	876	1,240	1,437	1,602	1,762	1,917
4,700	883	1,251	1,449	1,615	1,777	1,933
4,750	891	1,261	1,461	1,629	1,792	1,949
4,800	898	1,271	1,473	1,642	1,807	1,966
4,850	906	1,282	1,485	1,656	1,821	1,982
4,900	911	1,289	1,493	1,664	1,831	1,992
4,950	914	1,293	1,496	1,668	1,835	1,997
5,000	917	1,297	1,500	1,672	1,839	2,001
5,050	921	1,300	1,503	1,676	1,844	2,006
5,100	924	1,304	1,507	1,680	1,848	2,011
5,150	927	1,308	1,510	1,684	1,852	2,015
5,200	930	1,312	1,514	1,688	1,857	2,020
5,250	934	1,316	1,517	1,692	1,861	2,025
5,300	937	1,320	1,521	1,696	1,865	2,029
5,350	940	1,323	1,524	1,700	1,870	2,034
5,400	943	1,327	1,528	1,704	1,874	2,039
5,450	947	1,331	1,531	1,708	1,878	2,044
5,500	950	1,335	1,535	1,711	1,883	2,048
5,550	953	1,339	1,538	1,715	1,887	2,053
5,600	956	1,342	1,542	1,719	1,891	2,058
5,650	960	1,347	1,546	1,724	1,896	2,063
5,700	964	1,352	1,552	1,731	1,904	2,071
5,750	968	1,357	1,558	1,737	1,911	2,079
5,800	971	1,363	1,564	1,744	1,918	2,087
5,850	975	1,368	1,570	1,750	1,925	2,094
5,900	979	1,373	1,575	1,757	1,932	2,102
5,950	983	1,379	1,581	1,763	1,939	2,110
6,000	987	1,384	1,587	1,770	1,947	2,118
6,050	991	1,389	1,593	1,776	1,954	2,126
6,100	995	1,394	1,599	1,783	1,961	2,133
6,150	999	1,400	1,605	1,789	1,968	2,141
6,200	1,003	1,405	1,610	1,796	1,975	2,149
6,250	1,007	1,410	1,616	1,802	1,982	2,157
6,300	1,011	1,416	1,622	1,809	1,989	2,164
6,350	1,015	1,421	1,628	1,815	1,996	2,172
6,400	1,018	1,426	1,633	1,821	2,003	2,180
6,450	1,023	1,432	1,639	1,828	2,011	2,188
6,500	1,027	1,437	1,646	1,835	2,018	2,196
6,550	1,031	1,442	1,652	1,841	2,026	2,204
6,600	1,035	1,448	1,658	1,848	2,033	2,212
6,650	1,039	1,453	1,664	1,855	2,040	2,220
6,700	1,043	1,459	1,670	1,862	2,048	2,228
6,750	1,047	1,464	1,676	1,869	2,055	2,236
6,800	1,051	1,470	1,682	1,875	2,063	2,244
6,850	1,055	1,475	1,688	1,882	2,070	2,252
6,900	1,059	1,480	1,694	1,889	2,078	2,260
6,950	1,063	1,486	1,700	1,896	2,085	2,269
7,000	1,067	1,491	1,706	1,902	2,092	2,277
7,050	1,071	1,497	1,712	1,909	2,100	2,285
7,100	1,075	1,502	1,718	1,916	2,107	2,293
7,150	1,079	1,508	1,724	1,923	2,115	2,301
7,200	1,083	1,513	1,730	1,929	2,122	2,309
7,250	1,087	1,518	1,736	1,936	2,130	2,317
7,300	1,092	1,524	1,742	1,943	2,137	2,325
7,350	1,096	1,529	1,748	1,950	2,144	2,333
7,400	1,100	1,535	1,755	1,956	2,152	2,341
7,450	1,104	1,540	1,761	1,963	2,159	2,349
7,500	1,108	1,546	1,767	1,970	2,167	2,357
7,550	1,112	1,552	1,773	1,977	2,175	2,366
7,600	1,116	1,556	1,778	1,983	2,181	2,373
7,650	1,117	1,557	1,779	1,984	2,182	2,375
7,700	1,118	1,559	1,781	1,986	2,184	2,376
7,750	1,119	1,560	1,782	1,987	2,186	2,378
7,800	1,120	1,562	1,784	1,989	2,188	2,380
7,850	1,122	1,563	1,785	1,990	2,189	2,382
7,900	1,123	1,565	1,786	1,992	2,191	2,384
7,950	1,124	1,566	1,788	1,993	2,193	2,386
8,000	1,125	1,567	1,789	1,995	2,194	2,387
8,050	1,127	1,569	1,790	1,996	2,196	2,389
8,100	1,128	1,570	1,792	1,998	2,198	2,391
8,150	1,129	1,572	1,793	1,999	2,199	2,393
8,200	1,130	1,573	1,795	2,001	2,201	2,395
8,250	1,131	1,575	1,796	2,003	2,203	2,397

Georgia Schedule of Basic Child Support Obligations						
COMBINED ADJUSTED GROSS INCOME	ONE CHILD	TWO CHILDREN	THREE CHILDREN	FOUR CHILDREN	FIVE CHILDREN	SIX CHILDREN
8,300	1,133	1,576	1,797	2,004	2,204	2,398
8,350	1,134	1,578	1,799	2,006	2,206	2,400
8,400	1,135	1,579	1,800	2,007	2,208	2,402
8,450	1,136	1,580	1,802	2,009	2,210	2,404
8,500	1,138	1,582	1,803	2,010	2,211	2,406
8,550	1,139	1,583	1,804	2,012	2,213	2,408
8,600	1,140	1,585	1,806	2,013	2,215	2,410
8,650	1,141	1,586	1,807	2,015	2,216	2,411
8,700	1,142	1,588	1,808	2,016	2,218	2,413
8,750	1,144	1,589	1,810	2,018	2,220	2,415
8,800	1,145	1,591	1,811	2,019	2,221	2,417
8,850	1,146	1,592	1,813	2,021	2,223	2,419
8,900	1,147	1,593	1,814	2,023	2,225	2,421
8,950	1,149	1,595	1,815	2,024	2,226	2,422
9,000	1,150	1,596	1,817	2,026	2,228	2,424
9,050	1,153	1,601	1,822	2,032	2,235	2,431
9,100	1,159	1,609	1,831	2,042	2,246	2,443
9,150	1,164	1,617	1,840	2,052	2,257	2,455
9,200	1,170	1,624	1,849	2,062	2,268	2,467
9,250	1,175	1,632	1,858	2,071	2,279	2,479
9,300	1,181	1,640	1,867	2,081	2,290	2,491
9,350	1,187	1,648	1,876	2,091	2,301	2,503
9,400	1,192	1,656	1,885	2,101	2,311	2,515
9,450	1,198	1,663	1,894	2,111	2,322	2,527
9,500	1,203	1,671	1,902	2,121	2,333	2,539
9,550	1,209	1,679	1,911	2,131	2,344	2,551
9,600	1,214	1,687	1,920	2,141	2,355	2,563
9,650	1,220	1,694	1,929	2,151	2,366	2,574
9,700	1,226	1,702	1,938	2,161	2,377	2,586
9,750	1,231	1,710	1,947	2,171	2,388	2,598
9,800	1,237	1,718	1,956	2,181	2,399	2,610
9,850	1,242	1,725	1,965	2,191	2,410	2,622
9,900	1,248	1,733	1,974	2,201	2,421	2,634
9,950	1,253	1,741	1,983	2,211	2,432	2,646
10,000	1,259	1,749	1,992	2,221	2,443	2,658
10,050	1,264	1,757	2,001	2,231	2,454	2,670
10,100	1,270	1,764	2,010	2,241	2,465	2,682
10,150	1,276	1,772	2,019	2,251	2,476	2,694
10,200	1,281	1,780	2,028	2,261	2,487	2,706
10,250	1,287	1,788	2,036	2,271	2,498	2,718
10,300	1,292	1,795	2,045	2,281	2,509	2,729
10,350	1,298	1,803	2,054	2,291	2,520	2,741
10,400	1,303	1,811	2,063	2,301	2,531	2,753
10,450	1,309	1,819	2,072	2,311	2,542	2,765
10,500	1,313	1,825	2,079	2,318	2,550	2,774
10,550	1,317	1,830	2,085	2,325	2,557	2,782
10,600	1,321	1,835	2,091	2,331	2,564	2,790
10,650	1,325	1,841	2,096	2,338	2,571	2,798
10,700	1,329	1,846	2,102	2,344	2,578	2,805
10,750	1,332	1,851	2,108	2,351	2,586	2,813
10,800	1,336	1,856	2,114	2,357	2,593	2,821
10,850	1,340	1,862	2,120	2,364	2,600	2,829
10,900	1,344	1,867	2,126	2,370	2,607	2,836
10,950	1,348	1,872	2,131	2,377	2,614	2,844
11,000	1,351	1,877	2,137	2,383	2,621	2,852
11,050	1,355	1,883	2,143	2,390	2,628	2,860
11,100	1,359	1,888	2,149	2,396	2,636	2,868
11,150	1,363	1,893	2,155	2,403	2,643	2,875
11,200	1,367	1,898	2,161	2,409	2,650	2,883
11,250	1,371	1,904	2,166	2,415	2,657	2,891
11,300	1,374	1,909	2,172	2,422	2,664	2,899
11,350	1,378	1,914	2,178	2,428	2,671	2,906
11,400	1,382	1,919	2,184	2,435	2,678	2,914
11,450	1,386	1,925	2,190	2,441	2,686	2,922
11,500	1,390	1,930	2,195	2,448	2,693	2,930
11,550	1,394	1,935	2,201	2,454	2,700	2,938
11,600	1,397	1,940	2,207	2,461	2,707	2,945
11,650	1,401	1,946	2,213	2,467	2,714	2,953
11,700	1,405	1,951	2,219	2,474	2,721	2,961
11,750	1,409	1,956	2,225	2,480	2,728	2,969
11,800	1,413	1,961	2,230	2,487	2,736	2,976
11,850	1,417	1,967	2,236	2,493	2,743	2,984
11,900	1,420	1,972	2,242	2,500	2,750	2,992
11,950	1,424	1,977	2,248	2,506	2,757	3,000
12,000	1,428	1,982	2,254	2,513	2,764	3,007
12,050	1,432	1,988	2,260	2,519	2,771	3,015
12,100	1,436	1,993	2,265	2,526	2,779	3,023
12,150	1,439	1,998	2,271	2,532	2,786	3,031

Georgia Schedule of Basic Child Support Obligations						
COMBINED ADJUSTED GROSS INCOME	ONE CHILD	TWO CHILDREN	THREE CHILDREN	FOUR CHILDREN	FIVE CHILDREN	SIX CHILDREN
12,200	1,443	2,003	2,277	2,539	2,793	3,039
12,250	1,447	2,009	2,283	2,545	2,800	3,046
12,300	1,451	2,014	2,289	2,552	2,807	3,054
12,350	1,455	2,019	2,295	2,558	2,814	3,062
12,400	1,459	2,024	2,300	2,565	2,821	3,070
12,450	1,462	2,030	2,306	2,571	2,829	3,077
12,500	1,466	2,035	2,312	2,578	2,836	3,085
12,550	1,470	2,040	2,318	2,584	2,843	3,093
12,600	1,474	2,045	2,324	2,591	2,850	3,101
12,650	1,477	2,050	2,329	2,597	2,857	3,108
12,700	1,481	2,055	2,335	2,603	2,863	3,115
12,750	1,484	2,060	2,340	2,609	2,870	3,123
12,800	1,487	2,064	2,345	2,615	2,877	3,130
12,850	1,491	2,069	2,351	2,621	2,883	3,137
12,900	1,494	2,074	2,356	2,627	2,890	3,144
12,950	1,497	2,078	2,361	2,633	2,896	3,151
13,000	1,501	2,083	2,367	2,639	2,903	3,158
13,050	1,504	2,087	2,372	2,645	2,909	3,165
13,100	1,507	2,092	2,377	2,651	2,916	3,172
13,150	1,510	2,097	2,383	2,657	2,922	3,180
13,200	1,514	2,101	2,388	2,663	2,929	3,187
13,250	1,517	2,106	2,393	2,668	2,935	3,193
13,300	1,520	2,110	2,398	2,674	2,941	3,200
13,350	1,523	2,114	2,403	2,679	2,947	3,206
13,400	1,526	2,118	2,408	2,685	2,953	3,213
13,450	1,529	2,123	2,413	2,690	2,959	3,220
13,500	1,532	2,127	2,418	2,696	2,965	3,226
13,550	1,535	2,131	2,423	2,701	2,971	3,233
13,600	1,538	2,136	2,428	2,707	2,977	3,239
13,650	1,541	2,140	2,432	2,712	2,983	3,246
13,700	1,544	2,144	2,437	2,718	2,989	3,253
13,750	1,547	2,148	2,442	2,723	2,996	3,259
13,800	1,550	2,153	2,447	2,729	3,002	3,266
13,850	1,553	2,157	2,452	2,734	3,008	3,272
13,900	1,556	2,161	2,457	2,740	3,014	3,279
13,950	1,559	2,166	2,462	2,745	3,020	3,285
14,000	1,562	2,170	2,467	2,751	3,026	3,292
14,050	1,565	2,174	2,472	2,756	3,032	3,299
14,100	1,568	2,178	2,477	2,762	3,038	3,305
14,150	1,571	2,183	2,482	2,767	3,044	3,312
14,200	1,574	2,187	2,487	2,773	3,050	3,318
14,250	1,577	2,191	2,492	2,778	3,056	3,325
14,300	1,581	2,195	2,497	2,784	3,062	3,332
14,350	1,584	2,200	2,502	2,789	3,068	3,338
14,400	1,587	2,204	2,506	2,795	3,074	3,345
14,450	1,590	2,208	2,511	2,800	3,080	3,351
14,500	1,593	2,213	2,516	2,806	3,086	3,358
14,550	1,596	2,217	2,521	2,811	3,092	3,365
14,600	1,599	2,221	2,526	2,817	3,098	3,371
14,650	1,602	2,225	2,531	2,822	3,104	3,378
14,700	1,605	2,230	2,536	2,828	3,111	3,384
14,750	1,608	2,234	2,541	2,833	3,117	3,391
14,800	1,611	2,238	2,546	2,839	3,123	3,397
14,850	1,614	2,243	2,551	2,844	3,129	3,404
14,900	1,617	2,247	2,556	2,850	3,135	3,411
14,950	1,620	2,251	2,561	2,855	3,141	3,417
15,000	1,623	2,255	2,566	2,861	3,147	3,424
15,050	1,626	2,260	2,571	2,866	3,153	3,430
15,100	1,629	2,264	2,576	2,872	3,159	3,437
15,150	1,632	2,268	2,581	2,877	3,165	3,444
15,200	1,635	2,272	2,585	2,883	3,171	3,450
15,250	1,638	2,277	2,590	2,888	3,177	3,457
15,300	1,641	2,281	2,595	2,894	3,183	3,463
15,350	1,644	2,285	2,600	2,899	3,189	3,470
15,400	1,647	2,290	2,605	2,905	3,195	3,476
15,450	1,650	2,294	2,610	2,910	3,201	3,483
15,500	1,653	2,298	2,615	2,916	3,207	3,490
15,550	1,656	2,302	2,620	2,921	3,213	3,496
15,600	1,659	2,307	2,625	2,927	3,219	3,503
15,650	1,663	2,311	2,630	2,932	3,226	3,509
15,700	1,666	2,315	2,635	2,938	3,232	3,516
15,750	1,669	2,320	2,640	2,943	3,238	3,523
15,800	1,672	2,324	2,645	2,949	3,244	3,529
15,850	1,675	2,328	2,650	2,954	3,250	3,536
15,900	1,678	2,332	2,655	2,960	3,256	3,542
15,950	1,681	2,337	2,659	2,965	3,262	3,549
16,000	1,684	2,341	2,664	2,971	3,268	3,555
16,050	1,687	2,345	2,669	2,976	3,274	3,562

Georgia Schedule of Basic Child Support Obligations						
COMBINED ADJUSTED GROSS INCOME	ONE CHILD	TWO CHILDREN	THREE CHILDREN	FOUR CHILDREN	FIVE CHILDREN	SIX CHILDREN
16,100	1,690	2,349	2,674	2,982	3,280	3,569
16,150	1,692	2,353	2,678	2,986	3,285	3,574
16,200	1,695	2,356	2,682	2,990	3,289	3,579
16,250	1,698	2,360	2,686	2,994	3,294	3,584
16,300	1,700	2,363	2,689	2,999	3,299	3,589
16,350	1,703	2,367	2,693	3,003	3,303	3,594
16,400	1,706	2,370	2,697	3,007	3,308	3,599
16,450	1,708	2,374	2,701	3,011	3,313	3,604
16,500	1,711	2,377	2,705	3,016	3,317	3,609
16,550	1,714	2,381	2,708	3,020	3,322	3,614
16,600	1,716	2,384	2,712	3,024	3,327	3,619
16,650	1,719	2,388	2,716	3,028	3,331	3,624
16,700	1,722	2,391	2,720	3,033	3,336	3,630
16,750	1,724	2,395	2,724	3,037	3,341	3,635
16,800	1,727	2,398	2,728	3,041	3,345	3,640
16,850	1,730	2,402	2,731	3,045	3,350	3,645
16,900	1,732	2,405	2,735	3,050	3,355	3,650
16,950	1,735	2,409	2,739	3,054	3,359	3,655
17,000	1,737	2,412	2,743	3,058	3,364	3,660
17,050	1,740	2,416	2,747	3,062	3,369	3,665
17,100	1,743	2,419	2,750	3,067	3,373	3,670
17,150	1,745	2,423	2,754	3,071	3,378	3,675
17,200	1,748	2,426	2,758	3,075	3,383	3,680
17,250	1,751	2,430	2,762	3,079	3,387	3,685
17,300	1,753	2,433	2,766	3,084	3,392	3,691
17,350	1,756	2,437	2,769	3,088	3,397	3,696
17,400	1,759	2,440	2,773	3,092	3,401	3,701
17,450	1,761	2,444	2,777	3,096	3,406	3,706
17,500	1,764	2,447	2,781	3,101	3,411	3,711
17,550	1,767	2,451	2,785	3,105	3,415	3,716
17,600	1,769	2,454	2,788	3,109	3,420	3,721
17,650	1,772	2,458	2,792	3,113	3,425	3,726
17,700	1,774	2,461	2,796	3,118	3,429	3,731
17,750	1,777	2,465	2,800	3,122	3,434	3,736
17,800	1,780	2,468	2,804	3,126	3,439	3,741
17,850	1,782	2,472	2,808	3,130	3,443	3,746
17,900	1,785	2,475	2,811	3,135	3,448	3,752
17,950	1,788	2,478	2,815	3,139	3,453	3,757
18,000	1,790	2,482	2,819	3,143	3,457	3,762
18,050	1,793	2,485	2,823	3,147	3,462	3,767
18,100	1,796	2,489	2,827	3,152	3,467	3,772
18,150	1,798	2,492	2,830	3,156	3,471	3,777
18,200	1,801	2,496	2,834	3,160	3,476	3,782
18,250	1,804	2,499	2,838	3,164	3,481	3,787
18,300	1,806	2,503	2,842	3,169	3,485	3,792
18,350	1,809	2,506	2,846	3,173	3,490	3,797
18,400	1,812	2,510	2,849	3,177	3,495	3,802
18,450	1,814	2,513	2,853	3,181	3,499	3,807
18,500	1,817	2,517	2,857	3,186	3,504	3,813
18,550	1,819	2,520	2,861	3,190	3,509	3,818
18,600	1,822	2,524	2,865	3,194	3,513	3,823
18,650	1,825	2,527	2,868	3,198	3,518	3,828
18,700	1,827	2,531	2,872	3,203	3,523	3,833
18,750	1,830	2,534	2,876	3,207	3,528	3,838
18,800	1,833	2,538	2,880	3,211	3,532	3,843
18,850	1,835	2,541	2,884	3,215	3,537	3,848
18,900	1,838	2,545	2,888	3,220	3,542	3,853
18,950	1,841	2,548	2,891	3,224	3,546	3,858
19,000	1,843	2,552	2,895	3,228	3,551	3,863
19,050	1,846	2,555	2,899	3,232	3,556	3,868
19,100	1,849	2,559	2,903	3,237	3,560	3,874
19,150	1,851	2,562	2,907	3,241	3,565	3,879
19,200	1,854	2,566	2,910	3,245	3,570	3,884
19,250	1,856	2,569	2,914	3,249	3,574	3,889
19,300	1,859	2,573	2,918	3,254	3,579	3,894
19,350	1,862	2,576	2,922	3,258	3,584	3,899
19,400	1,864	2,580	2,926	3,262	3,588	3,904
19,450	1,867	2,583	2,929	3,266	3,593	3,909
19,500	1,870	2,587	2,933	3,271	3,598	3,914
19,550	1,872	2,590	2,937	3,275	3,602	3,919
19,600	1,875	2,594	2,941	3,279	3,607	3,924
19,650	1,878	2,597	2,945	3,283	3,612	3,929
19,700	1,880	2,601	2,948	3,288	3,616	3,935
19,750	1,883	2,604	2,952	3,292	3,621	3,940
19,800	1,886	2,608	2,956	3,296	3,626	3,945
19,850	1,888	2,611	2,960	3,300	3,630	3,950
19,900	1,891	2,615	2,964	3,305	3,635	3,955
19,950	1,893	2,618	2,967	3,309	3,640	3,960

Georgia Schedule of Basic Child Support Obligations						
COMBINED ADJUSTED GROSS INCOME	ONE CHILD	TWO CHILDREN	THREE CHILDREN	FOUR CHILDREN	FIVE CHILDREN	SIX CHILDREN
20,000	1,896	2,622	2,971	3,313	3,644	3,965
20,050	1,899	2,625	2,975	3,317	3,649	3,970
20,100	1,901	2,628	2,979	3,321	3,654	3,975
20,150	1,904	2,632	2,983	3,326	3,658	3,980
20,200	1,907	2,635	2,987	3,330	3,663	3,985
20,250	1,909	2,639	2,990	3,334	3,668	3,990
20,300	1,912	2,642	2,994	3,338	3,672	3,996
20,350	1,915	2,646	2,998	3,343	3,677	4,001
20,400	1,917	2,649	3,002	3,347	3,682	4,006
20,450	1,920	2,653	3,006	3,351	3,686	4,011
20,500	1,923	2,656	3,009	3,355	3,691	4,016
20,550	1,925	2,660	3,013	3,360	3,696	4,021
20,600	1,928	2,663	3,017	3,364	3,700	4,026
20,650	1,931	2,667	3,021	3,368	3,705	4,031
20,700	1,933	2,670	3,025	3,372	3,710	4,036
20,750	1,936	2,674	3,028	3,377	3,714	4,041
20,800	1,938	2,677	3,032	3,381	3,719	4,046
20,850	1,941	2,681	3,036	3,385	3,724	4,051
20,900	1,944	2,684	3,040	3,389	3,728	4,056
20,950	1,946	2,688	3,044	3,394	3,733	4,062
21,000	1,949	2,691	3,047	3,398	3,738	4,067
21,050	1,952	2,695	3,051	3,402	3,742	4,072
21,100	1,954	2,698	3,055	3,406	3,747	4,077
21,150	1,957	2,702	3,059	3,411	3,752	4,082
21,200	1,960	2,705	3,063	3,415	3,756	4,087
21,250	1,962	2,709	3,067	3,419	3,761	4,092
21,300	1,965	2,712	3,070	3,423	3,766	4,097
21,350	1,968	2,716	3,074	3,428	3,770	4,102
21,400	1,970	2,719	3,078	3,432	3,775	4,107
21,450	1,973	2,723	3,082	3,436	3,780	4,112
21,500	1,975	2,726	3,086	3,440	3,784	4,117
21,550	1,978	2,730	3,089	3,445	3,789	4,123
21,600	1,981	2,733	3,093	3,449	3,794	4,128
21,650	1,983	2,737	3,097	3,453	3,798	4,133
21,700	1,986	2,740	3,101	3,457	3,803	4,138
21,750	1,989	2,744	3,105	3,462	3,808	4,143
21,800	1,991	2,747	3,108	3,466	3,812	4,148
21,850	1,994	2,751	3,112	3,470	3,817	4,153
21,900	1,997	2,754	3,116	3,474	3,822	4,158
21,950	1,999	2,758	3,120	3,479	3,827	4,163
22,000	2,002	2,761	3,124	3,483	3,831	4,168
22,050	2,005	2,765	3,127	3,487	3,836	4,173
22,100	2,007	2,768	3,131	3,491	3,841	4,178
22,150	2,010	2,772	3,135	3,496	3,845	4,184
22,200	2,012	2,775	3,139	3,500	3,850	4,189
22,250	2,015	2,779	3,143	3,504	3,855	4,194
22,300	2,018	2,782	3,147	3,508	3,859	4,199
22,350	2,020	2,785	3,150	3,513	3,864	4,204
22,400	2,022	2,788	3,153	3,515	3,867	4,207
22,450	2,024	2,790	3,155	3,517	3,869	4,210
22,500	2,025	2,792	3,157	3,520	3,872	4,212
22,550	2,027	2,793	3,158	3,522	3,874	4,215
22,600	2,028	2,795	3,160	3,524	3,876	4,217
22,650	2,029	2,797	3,162	3,526	3,878	4,220
22,700	2,031	2,799	3,164	3,528	3,881	4,222
22,750	2,032	2,801	3,166	3,530	3,883	4,225
22,800	2,034	2,803	3,168	3,532	3,885	4,227
22,850	2,035	2,804	3,169	3,534	3,888	4,230
22,900	2,036	2,806	3,171	3,536	3,890	4,232
22,950	2,038	2,808	3,173	3,538	3,892	4,235
23,000	2,039	2,810	3,175	3,540	3,894	4,237
23,050	2,041	2,812	3,177	3,542	3,897	4,240
23,100	2,042	2,814	3,179	3,544	3,899	4,242
23,150	2,044	2,816	3,181	3,546	3,901	4,245
23,200	2,045	2,817	3,182	3,548	3,904	4,247
23,250	2,046	2,819	3,184	3,550	3,906	4,250
23,300	2,048	2,821	3,186	3,552	3,908	4,252
23,350	2,049	2,823	3,188	3,555	3,910	4,254
23,400	2,051	2,825	3,190	3,557	3,913	4,257
23,450	2,052	2,827	3,192	3,559	3,915	4,259
23,500	2,053	2,828	3,193	3,561	3,917	4,262
23,550	2,055	2,830	3,195	3,563	3,919	4,264
23,600	2,056	2,832	3,197	3,565	3,922	4,267
23,650	2,058	2,834	3,199	3,567	3,924	4,269
23,700	2,059	2,836	3,201	3,569	3,926	4,272
23,750	2,061	2,838	3,203	3,571	3,929	4,274
23,800	2,062	2,840	3,204	3,573	3,931	4,277
23,850	2,063	2,841	3,206	3,575	3,933	4,279

Georgia Schedule of Basic Child Support Obligations						
COMBINED ADJUSTED GROSS INCOME	ONE CHILD	TWO CHILDREN	THREE CHILDREN	FOUR CHILDREN	FIVE CHILDREN	SIX CHILDREN
23,900	2,065	2,843	3,208	3,577	3,935	4,282
23,950	2,066	2,845	3,210	3,579	3,938	4,284
24,000	2,068	2,847	3,212	3,581	3,940	4,287
24,050	2,069	2,849	3,214	3,583	3,942	4,289
24,100	2,070	2,851	3,216	3,585	3,945	4,292
24,150	2,072	2,852	3,217	3,587	3,947	4,294
24,200	2,073	2,854	3,219	3,589	3,949	4,297
24,250	2,075	2,856	3,221	3,592	3,951	4,299
24,300	2,076	2,858	3,223	3,594	3,954	4,302
24,350	2,077	2,860	3,225	3,596	3,956	4,304
24,400	2,079	2,862	3,227	3,598	3,958	4,307
24,450	2,080	2,864	3,228	3,600	3,961	4,309
24,500	2,082	2,865	3,230	3,602	3,963	4,312
24,550	2,083	2,867	3,232	3,604	3,965	4,314
24,600	2,085	2,869	3,234	3,606	3,967	4,317
24,650	2,086	2,871	3,236	3,608	3,970	4,319
24,700	2,087	2,873	3,238	3,610	3,972	4,322
24,750	2,089	2,875	3,240	3,612	3,974	4,324
24,800	2,090	2,876	3,241	3,614	3,977	4,326
24,850	2,092	2,878	3,243	3,616	3,979	4,329
24,900	2,093	2,880	3,245	3,618	3,981	4,331
24,950	2,094	2,882	3,247	3,620	3,983	4,334
25,000	2,096	2,884	3,249	3,622	3,986	4,336
25,050	2,097	2,886	3,251	3,624	3,988	4,339
25,100	2,099	2,887	3,252	3,626	3,990	4,341
25,150	2,100	2,889	3,254	3,629	3,993	4,344
25,200	2,102	2,891	3,256	3,631	3,995	4,346
25,250	2,103	2,893	3,258	3,633	3,997	4,349
25,300	2,104	2,895	3,260	3,635	3,999	4,351
25,350	2,106	2,897	3,262	3,637	4,002	4,354
25,400	2,107	2,899	3,264	3,639	4,004	4,356
25,450	2,109	2,900	3,265	3,641	4,006	4,359
25,500	2,110	2,902	3,267	3,643	4,009	4,361
25,550	2,111	2,904	3,269	3,645	4,011	4,364
25,600	2,113	2,906	3,271	3,647	4,013	4,366
25,650	2,114	2,908	3,273	3,649	4,015	4,369
25,700	2,116	2,910	3,275	3,651	4,018	4,371
25,750	2,117	2,911	3,276	3,653	4,020	4,374
25,800	2,119	2,913	3,278	3,655	4,022	4,376
25,850	2,120	2,915	3,280	3,657	4,024	4,379
25,900	2,121	2,917	3,282	3,659	4,027	4,381
25,950	2,123	2,919	3,284	3,661	4,029	4,384
26,000	2,124	2,921	3,286	3,663	4,031	4,386
26,050	2,126	2,923	3,287	3,666	4,034	4,389
26,100	2,127	2,924	3,289	3,668	4,036	4,391
26,150	2,128	2,926	3,291	3,670	4,038	4,394
26,200	2,130	2,928	3,293	3,672	4,040	4,396
26,250	2,131	2,930	3,295	3,674	4,043	4,399
26,300	2,133	2,932	3,297	3,676	4,045	4,401
26,350	2,134	2,934	3,299	3,678	4,047	4,403
26,400	2,136	2,935	3,300	3,680	4,050	4,406
26,450	2,137	2,937	3,302	3,682	4,052	4,408
26,500	2,138	2,939	3,304	3,684	4,054	4,411
26,550	2,140	2,941	3,306	3,686	4,056	4,413
26,600	2,141	2,943	3,308	3,688	4,059	4,416
26,650	2,143	2,945	3,310	3,690	4,061	4,418
26,700	2,144	2,947	3,311	3,692	4,063	4,421
26,750	2,145	2,948	3,313	3,694	4,066	4,423
26,800	2,147	2,950	3,315	3,696	4,068	4,426
26,850	2,148	2,952	3,317	3,698	4,070	4,428
26,900	2,150	2,954	3,319	3,701	4,072	4,431
26,950	2,151	2,956	3,321	3,703	4,075	4,433
27,000	2,153	2,958	3,323	3,705	4,077	4,436
27,050	2,154	2,959	3,324	3,707	4,079	4,438
27,100	2,155	2,961	3,326	3,709	4,082	4,441
27,150	2,157	2,963	3,328	3,711	4,084	4,443
27,200	2,158	2,965	3,330	3,713	4,086	4,446
27,250	2,160	2,967	3,332	3,715	4,088	4,448
27,300	2,161	2,969	3,334	3,717	4,091	4,451
27,350	2,162	2,970	3,335	3,719	4,093	4,453
27,400	2,164	2,972	3,337	3,721	4,095	4,456
27,450	2,165	2,974	3,339	3,723	4,098	4,458
27,500	2,167	2,976	3,341	3,725	4,100	4,461
27,550	2,168	2,978	3,343	3,727	4,102	4,463
27,600	2,170	2,980	3,345	3,729	4,104	4,466
27,650	2,171	2,982	3,347	3,731	4,107	4,468
27,700	2,172	2,983	3,348	3,733	4,109	4,471
27,750	2,174	2,985	3,350	3,735	4,111	4,473

Georgia Schedule of Basic Child Support Obligations						
COMBINED ADJUSTED GROSS INCOME	ONE CHILD	TWO CHILDREN	THREE CHILDREN	FOUR CHILDREN	FIVE CHILDREN	SIX CHILDREN
27,800	2,175	2,987	3,352	3,738	4,114	4,475
27,850	2,177	2,989	3,354	3,740	4,116	4,478
27,900	2,178	2,991	3,356	3,742	4,118	4,480
27,950	2,179	2,993	3,357	3,744	4,120	4,483
28,000	2,181	2,994	3,359	3,746	4,122	4,485
28,050	2,182	2,996	3,361	3,748	4,125	4,488
28,100	2,184	2,998	3,363	3,750	4,127	4,490
28,150	2,185	3,000	3,365	3,752	4,129	4,492
28,200	2,186	3,001	3,366	3,754	4,131	4,495
28,250	2,188	3,003	3,368	3,756	4,133	4,497
28,300	2,189	3,005	3,370	3,758	4,136	4,500
28,350	2,190	3,007	3,372	3,759	4,138	4,502
28,400	2,192	3,009	3,374	3,761	4,140	4,504
28,450	2,193	3,010	3,375	3,763	4,142	4,507
28,500	2,194	3,012	3,377	3,765	4,145	4,509
28,550	2,196	3,014	3,379	3,767	4,147	4,512
28,600	2,197	3,016	3,381	3,769	4,149	4,514
28,650	2,199	3,017	3,382	3,771	4,151	4,516
28,700	2,200	3,019	3,384	3,773	4,153	4,519
28,750	2,201	3,021	3,386	3,775	4,156	4,521
28,800	2,203	3,023	3,388	3,777	4,158	4,524
28,850	2,204	3,025	3,390	3,779	4,160	4,526
28,900	2,205	3,026	3,391	3,781	4,162	4,528
28,950	2,207	3,028	3,393	3,783	4,164	4,531
29,000	2,208	3,030	3,395	3,785	4,167	4,533
29,050	2,210	3,032	3,397	3,787	4,169	4,536
29,100	2,211	3,034	3,398	3,789	4,171	4,538
29,150	2,212	3,035	3,400	3,791	4,173	4,540
29,200	2,214	3,037	3,402	3,793	4,175	4,543
29,250	2,215	3,039	3,404	3,795	4,178	4,545
29,300	2,216	3,041	3,406	3,797	4,180	4,548
29,350	2,218	3,042	3,407	3,799	4,182	4,550
29,400	2,219	3,044	3,409	3,801	4,184	4,552
29,450	2,220	3,046	3,411	3,803	4,186	4,555
29,500	2,222	3,048	3,413	3,805	4,189	4,557
29,550	2,223	3,050	3,415	3,807	4,191	4,560
29,600	2,225	3,051	3,416	3,809	4,193	4,562
29,650	2,226	3,053	3,418	3,811	4,195	4,564
29,700	2,227	3,055	3,420	3,813	4,197	4,567
29,750	2,229	3,057	3,422	3,815	4,200	4,569
29,800	2,230	3,058	3,423	3,817	4,202	4,572
29,850	2,231	3,060	3,425	3,819	4,204	4,574
29,900	2,233	3,062	3,427	3,821	4,206	4,576
29,950	2,234	3,064	3,429	3,823	4,208	4,579
30,000	2,236	3,066	3,431	3,825	4,211	4,581

ADDENDUM B
Case Sampling Data
(October, 2013)

	A	B	C	D	E	F	G	H	I	J	K	L	M	N	
1						Gross Income									
2	County	Date of Order	Case Type	# Children	Who is the NCP?	Mother's Income	Father's Income	Combined Income	Mother's Imputed Income	Father's Imputed Income	CAI - Mother's Adjusted Income	CAI - Father's Adjusted Income	Combined Adjusted Income	Child Support Obligation for NCP As Found In Order	
3	Atkinson	10/15/2013	DCSS	3	Father	\$ 1,261.50	\$ 2,242.62	\$ 3,504.12	\$ 1,261.50		\$ 1,261.50	\$ 1,792.62	\$ 3,054.12	\$ 435.00	
4	Atkinson	10/8/2013	Divorce	1	Father									\$ 400.00	
5	Atkinson	11/14/2013	Mod Private	1	Father									\$ 300.00	
6	Atkinson	11/21/2013	Paternity/Legitimation	2	Father	\$ 1,733.33	\$ 2,223.87	\$ 3,957.20			\$ 1,733.33	\$ 2,223.87	\$ 3,957.20	\$ 541.67	
7	Banks	10/24/2013	Divorce	1	Father	\$ 1,257.00	\$ 1,425.00	\$ 2,682.00	\$ 1,257.00	\$ -	\$ 1,257.00	\$ 1,425.00	\$ 2,682.00	\$ 150.00	
8	Banks	10/18/2013	Divorce	1	Father	\$ 1,255.70	\$ 1,255.70	\$ 2,511.40	\$ 1,255.70	\$ 1,255.70	\$ 1,255.70	\$ 995.70	\$ 2,251.40	\$ 214.00	
9	Banks	10/28/2013	Mod Private	2	Mother	\$ 2,100.00	\$ 2,947.00	\$ 5,047.00	\$ -	\$ -	\$ 2,100.00	\$ 2,947.00	\$ 5,047.00	\$ -	
10	Banks	10/24/2013	Mod Private	1	Mother	\$ 3,361.02	\$ 5,267.00	\$ 8,628.02	\$ -	\$ -	\$ 3,361.02	\$ 5,267.00	\$ 8,628.02	\$ -	
11	Banks	9/30/2013	DCSS	1	Father	\$ 1,261.50	\$ 1,261.50	\$ 2,523.00	\$ 1,261.50	\$ 1,261.50	\$ 1,261.50	\$ 731.50	\$ 1,993.00	\$ 160.00	
12	Banks	9/30/2013	DCSS	1	Father	\$ 1,261.50	\$ 1,261.50	\$ 2,523.00	\$ 1,261.50	\$ 1,261.50	\$ 1,261.50	\$ 1,261.50	\$ 2,523.00	\$ 200.00	
13	Banks	9/25/2013	DCSS	1	Mother	\$ 1,261.50	\$ 1,261.50	\$ 2,523.00	\$ 1,261.50	\$ 1,261.50	\$ 949.50	\$ 1,261.50	\$ 2,211.00	\$ 204.00	
14	Banks	9/25/2013	DCSS	1	Mother	\$ 1,261.50	\$ 1,261.50	\$ 2,523.00	\$ 1,261.50	\$ 1,261.50	\$ 1,261.50	\$ 1,261.50	\$ 2,523.00	\$ 264.00	
15	Barrow	10/30/2013	Divorce	1	Mother	\$ 1,257.00	\$ 2,292.00	\$ 3,549.00	\$ 1,257.00	\$ -	\$ 1,257.00	\$ 2,292.00	\$ 3,549.00	\$ 250.00	
16	Barrow	10/8/2013	Divorce	1	Mother	\$ 1,261.50	\$ 2,500.00	\$ 3,761.50			\$ 1,261.50	\$ 2,500.00	\$ 3,761.50	\$ 129.00	
17	Barrow	10/16/2013	Divorce	2	Father	\$ 2,847.00	\$ 4,160.00	\$ 7,007.00	\$ -	\$ -	\$ 2,847.00	\$ 4,160.00	\$ 7,007.00	\$ 885.00	
18	Barrow	10/15/2013	Divorce	1	Father	\$ 4,509.42	\$ 5,000.00	\$ 9,509.42	\$ -	\$ -	\$ 4,509.42	\$ 5,000.00	\$ 9,509.42	\$ 568.00	
19	Barrow	10/21/2013	Divorce	1											
20	Barrow	10/15/2013	Divorce	1	Father	\$ 1,260.00	\$ 1,260.00	\$ 2,520.00	\$ -	\$ -	\$ 1,260.00	\$ 1,260.00	\$ 2,520.00	\$ 264.00	
21	Barrow	10/18/2013	Divorce	3	Father	\$ 5,370.83	\$ 1,665.00	\$ 7,035.83	\$ -	\$ -	\$ 5,370.83	\$ 1,665.00	\$ 7,035.83	\$ 500.00	
22	Barrow	10/15/2013	Divorce	1	Father	\$ 1,260.00	\$ 1,260.00	\$ 2,520.00			\$ 1,260.00	\$ 1,260.00	\$ 2,520.00	\$ 264.00	
23	Barrow	10/15/2013	Divorce	1	Mother	\$ 945.00	\$ 3,687.50	\$ 4,632.50	\$ -	\$ -			\$ 4,632.50	\$ -	
24	Barrow	10/23/2013	Divorce	3	Mother	\$ -	\$ 3,804.67	\$ 3,804.67	\$ -	\$ -	\$ -	\$ 3,804.67	\$ 3,804.67	\$ -	
25	Barrow	10/9/2013	Divorce	1	Father	\$ -	\$ -	\$ -	\$ -	\$ -	\$ -	\$ -	\$ -	\$ -	
26	Barrow	10/2/2013	Divorce	2	Both	\$ 5,416.66	\$ 3,000.00	\$ 8,416.66	\$ -	\$ -	\$ 5,416.66	\$ 3,000.00	\$ 8,416.66	\$ -	
27	Barrow	10/22/2013	DCSS	1	Father	\$ 1,261.50	\$ 2,100.00	\$ 3,361.50	\$ 1,261.50	\$ -	\$ 1,261.50	\$ 2,100.00	\$ 3,361.50	\$ 424.00	

	AD	AE	AF	AG
1	t by a plus or minus)			
2	Extraordinary Educational Expenses	Extraordinary Medical Expenses	Special Expenses for Child Rearing	Total Deviations for NCP
3				(173.00)
4				
5				
6				
7				(150.00)
8				
9				(383.00)
10				(561.27)
11				
12				(64.00)
13				
14				
15				
16				(120.00)
17				
18				(64.79)
19				
20				
21				
22				
23				
24				
25				
26				(681.56)
27				

	A	B	C	D	E	F	G	H	I	J	K	L	M	N	
1						Gross Income									
2	County	Date of Order	Case Type	# Children	Who is the NCP?	Mother's Income	Father's Income	Combined Income	Mother's Imputed Income	Father's Imputed Income	CAI - Mother's Adjusted Income	CAI - Father's Adjusted Income	Combined Adjusted Income	Child Support Obligation for NCP As Found In Order	
28	Barrow	10/24/2013	DCSS	1	Father	\$ 1,261.50	\$ 1,261.50	\$ 2,523.00	\$ 1,261.50	\$ 1,261.50	\$ 1,261.50	\$ 848.50	\$ 2,110.00	\$ 183.00	
29	Barrow	10/22/2013	DCSS	1	Father	\$ 1,261.50	\$ 1,261.50	\$ 2,523.00	\$ 1,261.50	\$ 1,261.50	\$ 1,261.50	\$ 1,261.50	\$ 2,523.00	\$ 264.00	
30	Barrow	10/24/2013	DCSS	1	Father	\$ 1,261.50	\$ 1,261.50	\$ 2,523.00	\$ 1,261.50	\$ -	\$ 1,261.50	\$ 1,057.50	\$ 2,319.00	\$ 224.00	
31	Barrow	10/22/2013	DCSS	1	Father	\$ 4,600.64	\$ 2,497.08	\$ 7,097.72	\$ -	\$ -	\$ 4,600.64	\$ 2,497.08	\$ 7,097.72	\$ 416.00	
32	Barrow	10/8/2013	DCSS	2	Father	\$ 1,261.50	\$ 1,261.50	\$ 2,523.00	\$ 1,261.50	\$ 1,261.50	\$ 1,261.50	\$ 1,261.50	\$ 2,523.00	\$ 300.00	
33	Barrow	10/15/2013	DCSS	2	Father	\$ 1,261.50	\$ 1,261.50	\$ 2,523.00	\$ 1,261.50	\$ 1,261.50	\$ 1,261.50	\$ 1,261.50	\$ 2,523.00	\$ 376.00	
34	Bartow	10/7/2013	DCSS	2	Father	\$ 1,261.50	\$ 2,610.00	\$ 3,871.50	\$ 1,261.50		\$ 1,261.50	\$ 2,280.00	\$ 3,541.50	\$ 426.00	
35	Bartow	10/25/2013	DCSS	1	Father	\$ 1,261.50	\$ 1,261.50	\$ 2,523.00	\$ 1,261.50	\$ 1,261.50	\$ 1,261.50	\$ 1,261.50	\$ 2,523.00	\$ 264.00	
36	Bartow	10/11/2013	DCSS	1	Mother	\$ 1,261.50	\$ 1,261.50	\$ 2,523.00	\$ 1,261.50	\$ 1,261.50	\$ 1,261.50	\$ 1,261.50	\$ 2,523.00	\$ 264.00	
37	Bartow	10/11/2013	DCSS	1	Father	\$ 1,261.50	\$ 1,261.50	\$ 2,523.00	\$ 1,261.50	\$ 1,261.50	\$ 1,261.50	\$ 1,261.50	\$ 2,523.00	\$ 264.00	
38	Bartow	11/8/2013	DCSS	1	Father	\$ 1,261.50	\$ 1,261.50	\$ 2,523.00	\$ 1,261.50	\$ 1,261.50	\$ 1,261.50	\$ 1,261.50	\$ 2,523.00	\$ 264.00	
39	Bartow	10/16/2013	DCSS	1	Mother	\$ 1,261.50	\$ 3,302.15	\$ 4,563.65	\$ 1,261.50		\$ 1,261.50	\$ 3,302.15	\$ 4,563.65	\$ 238.00	
40	Bartow	10/23/2013	DCSS	1	Father	\$ 2,206.00	\$ 1,749.37	\$ 3,955.37			\$ 2,206.00	\$ 1,333.12	\$ 3,539.12	\$ 267.00	
41	Bartow	10/23/2013	DCSS	2	Father	\$ 1,261.50	\$ 1,261.50	\$ 2,523.00	\$ 1,261.50	\$ 1,261.50	\$ 1,261.50	\$ 1,261.50	\$ 2,523.00	\$ 376.00	
42	Bartow	10/2/2013	DCSS	1	Father	\$ 1,400.00	\$ 1,740.00	\$ 3,140.00			\$ 1,400.00	\$ 1,323.75	\$ 2,723.75	\$ 275.00	
43	Bartow	10/16/2013	DCSS	1	Father	\$ 1,261.50	\$ 1,261.50	\$ 2,523.00	\$ 1,261.50	\$ 1,261.50	\$ 1,261.50	\$ 1,261.50	\$ 2,523.00	\$ 264.00	
44	Bartow	10/23/2013	DCSS	2	Father	\$ 1,392.00	\$ 2,088.00	\$ 3,480.00			\$ 1,151.25	\$ 2,088.00	\$ 3,239.25	\$ 607.00	
45	Bartow	10/16/2013	DCSS	1	Father	\$ 1,261.50	\$ 2,233.00	\$ 3,494.50	\$ 1,261.50		\$ 1,261.50	\$ 1,763.20	\$ 3,024.70	\$ 280.00	
46	Bartow	10/23/2013	Mod DCSS	3	Father	\$ 1,261.50	\$ 1,261.50	\$ 2,523.00	\$ 1,261.50	\$ 1,261.50	\$ 1,261.50	\$ 1,186.70	\$ 2,448.20	\$ 416.00	

	AD	AE	AF	AG
1	t by a plus or minus)			
2	Extraordinary Educational Expenses	Extraordinary Medical Expenses	Special Expenses for Child Rearing	Total Deviations for NCP
28				
29				
30				
31				
32				
33				
34				
35				
36				
37				
38				
39				
40				
41				
42				
43				
44				
45				(81.00)
46				

	A	B	C	D	E	F	G	H	I	J	K	L	M	N	
1						Gross Income									
2	County	Date of Order	Case Type	# Children	Who is the NCP?	Mother's Income	Father's Income	Combined Income	Mother's Imputed Income	Father's Imputed Income	CAI - Mother's Adjusted Income	CAI - Father's Adjusted Income	Combined Adjusted Income	Child Support Obligation for NCP As Found In Order	
47	Bartow	10/9/2013	Divorce	2	Father	\$ 1,272.00	\$ 1,455.00	\$ 2,727.00			\$ 1,272.00	\$ 1,455.00	\$ 2,727.00	\$ 435.00	
48	Bartow	10/16/2013	Mod Private	1	Father	\$ 1,265.50	\$ 2,489.94	\$ 3,755.44			\$ 1,265.50	\$ 2,489.94	\$ 3,755.44	\$ 441.00	
49	Bartow	10/2/2013	Divorce	2	Father	\$ 1,515.55	\$ 8,656.95	\$ 10,172.50			\$ 1,515.55	\$ 8,656.95	\$ 10,172.50	\$ 1,550.00	
50	Bartow	10/16/2013	Divorce	2	Father	\$ 2,966.00	\$ 4,439.00	\$ 7,405.00			\$ 2,966.00	\$ 4,439.00	\$ 7,405.00	\$ 787.42	
51	Bartow	10/4/2013	Divorce	1	Mother	\$ 1,261.50	\$ 1,261.50	\$ 2,523.00	\$ 1,261.50	\$ 1,261.50	\$ 1,261.50	\$ 1,261.50	\$ 2,523.00	\$ 264.00	
52	Bartow	10/25/2013	Divorce	2	Father	\$ 2,175.00	\$ 1,500.00	\$ 3,675.00	\$ 2,175.00		\$ 2,175.00	\$ 1,500.00	\$ 3,675.00	\$ 425.00	
53	Bartow	10/3/2013	Divorce	2	Father	\$ 2,799.33	\$ 3,902.00	\$ 6,701.33			\$ 2,799.33	\$ 3,577.00	\$ 6,376.33	\$ 800.00	
54	Bartow	10/4/2013	Divorce	1	Father	\$ 1,257.00	\$ 3,000.00	\$ 4,257.00	\$ 1,257.00		\$ 1,257.00	\$ 1,619.00	\$ 2,876.00	\$ 200.00	
55	Bartow	10/3/2013	Divorce	1	Both	\$ 1,256.66	\$ 1,256.66	\$ 2,513.32	\$ 1,256.66	\$ 1,256.66	\$ 1,256.66	\$ 1,256.66	\$ 2,513.32	\$ -	
56	Bartow	10/16/2013	Divorce	1	Father	\$ 1,256.00	\$ 3,053.84	\$ 4,309.84			\$ 1,256.00	\$ 3,053.84	\$ 4,309.84	\$ 150.00	
57	Bartow	10/2/2013	Divorce	1	Father	\$ 1,261.00	\$ 20,452.00	\$ 21,713.00	\$ 1,261.00		\$ 1,261.00	\$ 20,452.00	\$ 21,713.00	\$ 2,200.00	
58	Bartow	10/2/2013	Mod Private	1	Mother	\$ 1,300.00	\$ 1,083.00	\$ 2,383.00			\$ 1,300.00	\$ 1,083.00	\$ 2,383.00	\$ 216.67	
59	Bartow	10/21/2013	Divorce	3	Father	\$ 1,267.00	\$ 6,250.00	\$ 7,517.00			\$ 1,267.00	\$ 6,250.00	\$ 7,517.00	\$ 1,000.00	
60	Bartow	10/2/2013	Divorce	1	Father	\$ 4,800.00	\$ 5,520.00	\$ 10,320.00			\$ 4,800.00	\$ 5,520.00	\$ 10,320.00	\$ 400.00	
61	Bartow	10/9/2013	Divorce	2	Father	\$ 4,214.34	\$ 2,806.92	\$ 7,021.26			\$ 4,214.34	\$ 2,806.92	\$ 7,021.26	\$ -	
62	Bartow	10/23/2013	Divorce	3	Both	\$ 2,846.60	\$ 3,938.80	\$ 6,785.40			\$ 2,846.60	\$ 3,938.80	\$ 6,785.40	\$ -	
63	Bartow	10/31/2013	Divorce	2	Mother	\$ 2,167.00	\$ 4,073.00	\$ 6,240.00			\$ 2,167.00	\$ 4,073.00	\$ 6,240.00	\$ 200.00	
64	Bartow	10/23/2013	Mod Private	1	Father	\$ 3,200.00	\$ 1,900.00	\$ 5,100.00			\$ 3,200.00	\$ 1,900.00	\$ 5,100.00	\$ 400.00	
65	Bartow	10/11/2013	Divorce	2	Father	\$ 3,000.00	\$ 4,000.00	\$ 7,000.00			\$ 3,000.00	\$ 4,000.00	\$ 7,000.00	\$ -	
66	Bartow	10/15/2013	Divorce	1	Mother	\$ 1,250.00	\$ 5,000.00	\$ 6,250.00			\$ 1,250.00	\$ 5,000.00	\$ 6,250.00	\$ 239.00	
67	Bartow	10/23/2013	Divorce	1	Father	\$ -	\$ -	\$ -			\$ -	\$ -	\$ -	\$ -	
68	Bartow	10/25/2013	Divorce	1	Father	\$ 4,263.00	\$ 4,132.50	\$ 8,395.50			\$ 4,263.00	\$ 4,132.50	\$ 8,395.50	\$ 500.00	
69	Bartow	10/1/2013	Mod Private	1	Both	\$ 1,261.50	\$ 1,261.50	\$ 2,523.00	\$ 1,261.50	\$ 1,261.50	\$ 1,261.50	\$ 1,261.50	\$ 2,523.00	\$ -	
70	Bartow	10/2/2013	Divorce	1	Both	\$ 1,261.00	\$ 1,661.00	\$ 2,922.00	\$ 1,261.00		\$ 1,261.00	\$ 1,661.00	\$ 2,922.00	\$ -	
71	Bartow	10/30/2013	Paternity/Legitimation	2	Both	\$ 1,256.00	\$ 2,383.33	\$ 3,639.33			\$ 1,256.00	\$ 1,751.08	\$ 3,007.08	\$ 100.00	
72	Bartow	10/9/2013	Divorce	2	Both	\$ 2,100.00	\$ 4,200.00	\$ 6,300.00					\$ -	\$ -	
73	Cherokee	10/16/2013	Divorce	1	Father	\$ 4,000.00	\$ 2,340.00	\$ 6,340.00	\$ -	\$ -	\$ 4,000.00	\$ 2,340.00	\$ 6,340.00	\$ 423.00	
74	Cherokee	10/23/2013	Divorce	1	Father	\$ 4,166.00	\$ 516.00	\$ 4,682.00	\$ -	\$ -	\$ 4,166.00	\$ 516.00	\$ 4,682.00	\$ 106.00	
75	Cherokee	10/23/2013	Divorce	2	Both	\$ 4,492.00	\$ 3,742.00	\$ 8,234.00	\$ -	\$ -	\$ 4,492.00	\$ 3,742.00	\$ 8,234.00	\$ -	

	O	P	Q	R	S	T	U	V	W	X	Y	Z	AA	AB	AC
1	Premium		Work Related Childcare		Deviations of Noncustodial Parent's Presumptive Amount of Child Support (Indicate upward or downward amount)										
2	Health Insurance - Who Provides	Health Insurance Amount	WRC - Who Provides	WRC - Amount	Low Income Deviation	High Income Deviation	Other Health Related Insurance (Dental/ Vision)	Life Insurance	Child and Dependent Care Tax Credit	Visitation Related Travel Expenses	Alimony Paid	Mortgage	Permanency Plan or Foster Care Plan	Other Non-Specific Deviation	Parenting Time Deviation
47	Father to Provide														
48															
49	Father	\$ 175.26	Mother	\$ 80.00											
50	Father	\$ 431.00	Both	\$200.00 each											
51	Mother														
52															
53	Father to Provide														
54	Father	\$ 75.00		\$ 150.00	(\$205.52)					\$ (106.00)					
55															
56	Father	\$ 80.00													(\$411.00)
57	Father	\$ 400.00												\$ (358.00)	
58	Both														
59	Father	\$ 400.00												\$ (402.00)	
60	Father	\$ 200.00												\$ (198.00)	
61	Mother to Provide														\$ (596.36)
62	Both	Father \$92.50													(\$1,265.56)
63	Father	\$ 250.00												\$ (377.00)	
64	Mother	\$ 26.00	Mother	\$ 125.00											
65	Both	\$ 23.00												\$ (242.00)	
66	Father	\$ 190.00													
67	Father to Provide														
68										\$ (59.00)					
69															
70	Father	\$133.25													
71														\$ 2.00	
72	Father		Father												
73	Mother	\$ 130.44													
74	Mother	\$ 1,040.00	Both	\$ 509.17											
75	Mother	\$ 200.00												(\$79.00)	

	AD	AE	AF	AG
1	t by a plus or minus)			
2	Extraordinary Educational Expenses	Extraordinary Medical Expenses	Special Expenses for Child Rearing	Total Deviations for NCP
47				
48				
49				
50				
51				
52				
53				
54				(99.52)
55				
56				(411.00)
57				(358.00)
58				
59				(402.00)
60				(198.00)
61				(596.36)
62				(1,265.56)
63				(377.00)
64				
65				(242.00)
66				
67				
68				(59.00)
69				
70				
71				2.00
72				
73				
74				
75				(79.00)

	A	B	C	D	E	F	G	H	I	J	K	L	M	N	
1						Gross Income									
2	County	Date of Order	Case Type	# Children	Who is the NCP?	Mother's Income	Father's Income	Combined Income	Mother's Imputed Income	Father's Imputed Income	CAI - Mother's Adjusted Income	CAI - Father's Adjusted Income	Combined Adjusted Income	Child Support Obligation for NCP As Found In Order	
76	Cherokee	10/21/2013	Divorce	1	Father	\$ 3,333.00	\$ 1,670.00	\$ 5,003.00	\$ -	\$ -	\$ 3,333.00	\$ 1,670.00	\$ 5,003.00	\$ 430.00	
77	Cherokee	10/21/2013	Divorce	1	Father	\$ 1,189.50	\$ 4,332.73	\$ 5,522.23	\$ -	\$ -	\$ 1,189.50	\$ 4,332.73	\$ 5,522.23	\$ 1,425.00	
78	Cherokee	10/21/2013	Divorce	3	Father	\$ 7,550.00	\$ 8,333.33	\$ 15,883.33	\$ -	\$ -	\$ 7,550.00	\$ 8,333.33	\$ 15,883.33	\$ 1,300.00	
79	Cherokee	10/21/2013	Divorce	2	Father	\$ 7,600.00	\$ 8,291.00	\$ 15,891.00	\$ -	\$ -	\$ 7,600.00	\$ 8,291.00	\$ 15,891.00	\$ 1,200.00	
80	Cherokee	10/31/2013	Divorce	1	Father	\$ 1,660.00	\$ 1,920.00	\$ 3,580.00	\$ -	\$ -	\$ 1,660.00	\$ 1,920.00	\$ 3,580.00	\$ 385.00	
81	Cherokee	10/16/2013	Divorce	2	Mother	\$ 900.00	\$ 3,348.35	\$ 4,248.35	\$ -	\$ -	\$ 900.00	\$ 3,348.35	\$ 4,248.35	\$ 302.00	
82	Cherokee	10/22/2013	Divorce	1	Father	\$ 2,534.22	\$ 2,800.00	\$ 5,334.22	\$ -	\$ -	\$ 2,534.22	\$ 2,800.00	\$ 5,334.22	\$ 725.00	
83	Cherokee	10/17/2013	Divorce	3	Father	\$ 1,535.03	\$ 5,452.80	\$ 6,987.83	\$ 1,535.03	\$ -	\$ 1,535.03	\$ 5,452.80	\$ 6,987.83	\$ 1,287.00	
84	Cherokee	10/16/2013	Divorce	2	Father	\$ 1,600.00	\$ 1,000.00	\$ 2,600.00	\$ -	\$ -	\$ 1,600.00	\$ 1,000.00	\$ 2,600.00	\$ 606.00	
85	Cherokee	10/16/2013	Divorce	1	Father	\$ 1,260.00	\$ 973.68	\$ 2,233.68	\$ -	\$ -	\$ 1,260.00	\$ 973.68	\$ 2,233.68	\$ 210.54	
86	Cherokee	10/15/2013	Divorce	1	Father	\$ 2,916.67	\$ 2,705.86	\$ 5,622.53			\$ 2,916.67	\$ 2,705.86	\$ 5,622.53	\$ 280.00	
87	Cherokee	10/15/2013	Divorce	2	Father	\$ 2,750.00	\$ 9,055.09	\$ 11,805.09	\$ -	\$ -	\$ 2,750.00	\$ 9,055.00	\$ 11,805.00	\$ 1,468.00	
88	Cherokee	10/15/2013	Divorce	3	Father	\$ 1,257.00	\$ 4,880.00	\$ 6,137.00	\$ 1,257.00		\$ 1,257.00	\$ 4,880.00	\$ 6,137.00	\$ 1,515.00	
89	Cherokee	10/15/2013	Divorce	1	Father	\$ 737.00	\$ 3,957.20	\$ 4,694.20			\$ 737.00	\$ 3,957.20	\$ 4,694.20	\$ 744.00	
90	Cherokee	10/9/2013	Divorce	2	Father	\$ 3,131.00	\$ 5,333.00	\$ 8,464.00	\$ -	\$ -	\$ 3,131.00	\$ 5,333.00	\$ 8,464.00	\$ 1,000.00	
91	Cherokee	10/10/2013	Mod Private	1	Mother	\$ 3,132.00	\$ 4,198.00	\$ 7,330.00	\$ -	\$ -	\$ 3,132.00	\$ 4,198.00	\$ 7,330.00	\$ 500.00	
92	Cherokee	10/10/2013	Divorce	1	Father	\$ 4,240.00	\$ 20,500.00	\$ 24,740.00	\$ 4,240.00	\$ -	\$ 4,240.00	\$ 20,500.00	\$ 24,740.00	\$ 3,100.00	
93	Cherokee	10/10/2013	Divorce	1	Father	\$ 1,261.50	\$ 1,733.34	\$ 2,994.84	\$ 1,261.50	\$ 1,733.34	\$ 1,261.50	\$ 1,733.34	\$ 2,994.84	\$ 359.00	
94	Cherokee	10/28/2013	Divorce	1	Mother	\$ 1,260.00	\$ 2,080.00	\$ 3,340.00	\$ -	\$ -	\$ 1,260.00	\$ 2,080.00	\$ 3,340.00	\$ 264.00	
95	Cherokee	10/8/2013	Divorce	2	Father	\$ 1,000.00	\$ 9,416.67	\$ 10,416.67	\$ -	\$ -	\$ 1,000.00	\$ 9,416.67	\$ 10,416.67	\$ 1,700.00	
96	Cherokee	10/23/2013	Divorce	1	Father	\$ 1,257.00	\$ 7,500.00	\$ 8,757.00	\$ -	\$ -	\$ 1,257.00	\$ 7,500.00	\$ 8,757.00	\$ 800.00	
97	Cherokee	10/11/2013	Divorce	2	Father	\$ 5,435.00	\$ 3,000.00	\$ 8,435.00	\$ -	\$ -	\$ 5,435.00	\$ 3,000.00	\$ 8,435.00	\$ 773.41	
98	Cherokee	10/8/2013	Divorce	1	Father	\$ 1,200.00	\$ 5,833.00	\$ 7,033.00		\$ 5,833.00	\$ 1,200.00	\$ 5,833.00	\$ 7,033.00	\$ 1,027.00	
99	Cherokee	10/21/2013	Divorce	2	Father	\$ 2,169.30	\$ 1,280.00	\$ 3,449.30	\$ -	\$ -	\$ 2,169.60	\$ 1,280.00	\$ 3,449.60	\$ 500.00	
100	Cherokee	10/29/2013	Divorce	2	Mother	\$ 120.00	\$ 6,045.00	\$ 6,165.00	\$ -	\$ -	\$ 120.00	\$ 6,045.00	\$ 6,165.00	\$ 51.00	
101	Cherokee	10/8/2013	Divorce	3	Father	\$ 4,724.17	\$ 3,665.04	\$ 8,389.21	\$ -	\$ -	\$ 4,724.17	\$ 3,665.04	\$ 8,389.21	\$ 786.00	
102	Cherokee	10/21/2013	Divorce	1	Father	\$ 1,261.00	\$ 2,600.00	\$ 3,861.00	\$ 1,261.00		\$ 1,261.00	\$ 2,600.00	\$ 3,861.00	\$ 500.00	
103	Cherokee	10/10/2013	Divorce	1	Father	\$ 1,256.00	\$ 4,779.00	\$ 6,035.00	\$ 1,256.00				\$ -	\$ 682.00	
104	Cherokee	10/16/2013	Divorce	1	Father	\$ 1,256.00	\$ 1,256.00	\$ 2,512.00	\$ 1,256.00	\$ 1,256.00	\$ 1,256.00	\$ 1,256.00	\$ 2,512.00	\$ 264.00	
105	Cherokee	10/28/2013	Divorce	1	Father	\$ 2,666.67	\$ 1,884.00	\$ 4,550.67	\$ -	\$ -	\$ 2,666.67	\$ 1,884.00	\$ 4,550.67	\$ 360.00	
106	Cherokee	10/9/2013	Divorce	1	Mother	\$ 600.00	\$ 3,166.67	\$ 3,766.67	\$ -	\$ -	\$ 600.00	\$ 3,166.67	\$ 3,766.67	\$ -	
107	Cherokee	10/8/2013	Divorce	3	Father	\$ 1,599.00	\$ 3,524.00	\$ 5,123.00	\$ -	\$ -	\$ 1,599.00	\$ 3,524.00	\$ 5,123.00	\$ 1,020.00	
108	Cherokee	10/22/2013	DCSS	2	Father	\$ 1,261.50	\$ 1,261.50	\$ 2,523.00	\$ 1,261.50	\$ 1,261.50	\$ 1,261.50	\$ 1,261.50	\$ 2,523.00	\$ 300.00	

	AD	AE	AF	AG
1	t by a plus or minus)			
2	Extraordinary Educational Expenses	Extraordinary Medical Expenses	Special Expenses for Child Rearing	Total Deviations for NCP
76				(84.35)
77				
78				(18.32)
79				(130.00)
80				
81				
82				232.00
83				
84				
85				
86				(205.00)
87				(200.00)
88				
89				
90				4.00
91				(11.05)
92	\$1,411.68			1,411.68
93				
94				(84.06)
95				72.00
96				(122.00)
97				
98				
99				
100				
101				
102				(2.80)
103				
104				
105				4.00
106				(228.91)
107				(17.00)
108				(76.00)

	A	B	C	D	E	F	G	H	I	J	K	L	M	N	
1						Gross Income									
2	County	Date of Order	Case Type	# Children	Who is the NCP?	Mother's Income	Father's Income	Combined Income	Mother's Imputed Income	Father's Imputed Income	CAI - Mother's Adjusted Income	CAI - Father's Adjusted Income	Combined Adjusted Income	Child Support Obligation for NCP As Found In Order	
109	Cherokee	10/22/2013	DCSS	1	Father	\$ 1,261.50	\$ 1,600.00	\$ 2,861.50	\$ 1,261.50		\$ 1,261.50	\$ 1,600.00	\$ 2,861.50	\$ 331.00	
110	Cherokee	10/22/2013	DCSS	1	Father	\$ 2,000.00	\$ 6,923.00	\$ 8,923.00	\$ -	\$ -	\$ 2,000.00	\$ 6,304.00	\$ 8,304.00	\$ 913.00	
111	Cherokee	10/22/2013	DCSS	1	Father	\$ 1,750.00	\$ 2,000.00	\$ 3,750.00	\$ -	\$ -	\$ 1,750.00	\$ 2,000.00	\$ 3,750.00	\$ 395.00	
112	Columbia	10/7/2013	DCSS	1	Father	\$ 4,653.79	\$ 1,261.50	\$ 5,915.29		\$ 1,261.50	\$ 4,653.79	\$ 949.50	\$ 5,603.29	\$ 178.00	
113	Columbia	10/7/2013	DCSS	1	Father	\$ 5,024.42	\$ 2,500.00	\$ 7,524.42			\$ 4,051.67	\$ 2,054.00	\$ 6,105.67	\$ 225.00	
114	Columbia	10/7/2013	DCSS	1	Mother	\$ 3,108.30	\$ 1,261.50	\$ 4,369.80		\$ 1,261.50	\$ 3,108.30	\$ 610.50	\$ 3,718.80	\$ 440.00	
115	Columbia	10/7/2013	DCSS	1	Mother	\$ 3,108.30	\$ 3,856.50	\$ 6,964.80			\$ 3,108.30	\$ 3,856.50	\$ 6,964.80	\$ 440.00	
116	Columbia	10/7/2013	DCSS	1	Father	\$ 2,662.00	\$ 1,261.50	\$ 3,923.50		\$ 1,261.50	\$ 2,662.00	\$ 1,261.50	\$ 3,923.50	\$ 246.00	
117	Columbia	10/7/2013	DCSS	1	Father	\$ 1,810.17	\$ 1,479.00	\$ 3,289.17			\$ 1,810.17	\$ 1,479.00	\$ 3,289.17	\$ 349.00	
118	Columbia	10/9/2013	Mod Private	1	Father	\$ 2,662.00	\$ 5,416.00	\$ 8,078.00			\$ 2,662.00	\$ 5,416.00	\$ 8,078.00	\$ 830.00	
119	Columbia	10/1/2013	Mod Private	2	Father	\$ 1,247.00	\$ 4,178.00	\$ 5,425.00			\$ 1,247.00	\$ 4,178.00	\$ 5,425.00	\$ 1,000.00	
120	Columbia	10/18/2013	Paternity/Legitimation	1	Father	\$ 1,256.00	\$ 1,733.00	\$ 2,989.00			\$ 1,256.00	\$ 1,733.00	\$ 2,989.00	\$ 250.00	
121	Columbia	10/30/2013	Divorce	3	Father	\$ 1,833.00	\$ 1,440.00	\$ 3,273.00			\$ 1,527.00	\$ 1,440.00	\$ 2,967.00	\$ 488.21	
122	Columbia	10/17/2013	Paternity/Legitimation	1	Father	\$ 3,355.00	\$ 2,166.00	\$ 5,521.00			\$ 2,632.75	\$ 1,668.75	\$ 4,301.50	\$ 320.00	
123	Columbia	10/8/2013	Mod Private	1	Father	\$ 2,080.54	\$ 5,742.25	\$ 7,822.79			\$ 2,080.54	\$ 5,342.25	\$ 7,422.79	\$ 700.00	
124	Columbia	10/11/2013	Mod Private	1	Mother	\$ 1,000.00	\$ 3,040.00	\$ 4,040.00			\$ 1,000.00	\$ 3,040.00	\$ 4,040.00	\$ -	
125	Columbia	10/3/2013	Divorce	2	Father	\$ 2,166.67	\$ 10,416.67	\$ 12,583.34			\$ 2,166.67	\$ 10,416.67	\$ 12,583.34	\$ 1,800.00	
126	Columbia	10/18/2013	Mod Private	1	Father	\$ 3,900.00	\$ 8,916.00	\$ 12,816.00			\$ 3,900.00	\$ 8,916.00	\$ 12,816.00	\$ 981.00	
127	Columbia	10/31/2013	Paternity/Legitimation	1	Father	\$ 1,733.00	\$ 2,666.00	\$ 4,399.00	\$ 1,733.00		\$ 1,733.00	\$ 2,666.00	\$ 4,399.00	\$ 450.00	
128	Columbia	10/24/2013	Divorce	2	Father	\$ 1,257.00	\$ 2,918.00	\$ 4,175.00			\$ 1,257.00	\$ 2,918.00	\$ 4,175.00	\$ 700.00	
129	Columbia	10/16/2013	Divorce	1	Father	\$ 3,328.00	\$ 3,975.00	\$ 7,303.00			\$ 3,328.00	\$ 3,975.00	\$ 7,303.00	\$ 589.37	
130	Columbia	9/25/2013	Mod Private	2	Father	\$ 4,833.33	\$ 1,690.00	\$ 6,523.33			\$ 4,833.33	\$ 1,690.00	\$ 6,523.33	\$ 866.66	

	AD	AE	AF	AG
1	t by a plus or minus)			
2	Extraordinary Educational Expenses	Extraordinary Medical Expenses	Special Expenses for Child Rearing	Total Deviations for NCP
109				
110				
111				
112				
113				(135.00)
114				(173.00)
115				(74.00)
116				
117				
118				(94.00)
119				(22.00)
120				(109.48)
121				
122				
123				(348.00)
124				(289.08)
125				(7.00)
126				
127				(58.00)
128				(101.00)
129				
130				

	A	B	C	D	E	F	G	H	I	J	K	L	M	N	
1						Gross Income									
2	County	Date of Order	Case Type	# Children	Who is the NCP?	Mother's Income	Father's Income	Combined Income	Mother's Imputed Income	Father's Imputed Income	CAI - Mother's Adjusted Income	CAI - Father's Adjusted Income	Combined Adjusted Income	Child Support Obligation for NCP As Found In Order	
131	Dougherty	Heard by court: 10/9/13	Divorce	1	Father	\$ 1,430.00	Order: \$2800; WS: \$3166	\$ 4,596.00			\$ 1,430.00	\$ 3,166.00	\$ 4,596.00	\$ 635.00	
132	Dougherty	10/30/2013	Divorce	1	Father	\$ 969.90	\$ 1,160.00	\$ 2,129.90		\$ 1,160.00	\$ 969.90	\$ 1,160.00	\$ 2,129.90	\$ 245.70	
133	Dougherty	10/24/2013	Divorce	1	Father	\$ 4,347.72	\$ 3,925.44	\$ 8,273.16			\$ 4,347.72	\$ 3,925.44	\$ 8,273.16	\$ 732.00	
134	Dougherty	10/7/2013	Divorce	2	Father	\$ 4,800.00	\$ 3,500.00	\$ 8,300.00			\$ 4,800.00	\$ 3,500.00	\$ 8,300.00	\$ 662.00	
135	Dougherty	10/30/2013	Divorce	4	Mother	\$ 1,730.00	\$ 2,000.00	\$ 3,730.00			\$ 1,730.00	\$ 2,000.00	\$ 3,730.00	\$ 630.30	
136	Dougherty	10/24/2013	Divorce	1		\$ 1,256.66	\$ 1,800.00	\$ 3,056.66	\$ 1,256.66		\$ 1,256.66	\$ 1,800.00	\$ 3,056.66	\$ -	
137	Dougherty	10/4/2013	Divorce	2	Father	\$ 5,383.00	\$ 5,350.00	\$ 10,733.00			\$ 5,383.00	\$ 5,350.00	\$ 10,733.00	\$ 850.00	
138	Dougherty	10/18/2013	Mod Private	3	Father	\$ 4,607.34	\$ 4,482.58	\$ 9,089.92			\$ 4,607.34	\$ 4,482.58	\$ 9,089.92	\$ 1,195.00	
139	Dougherty	10/24/2013	Divorce	1	Father	\$ 1,256.00	\$ 1,761.00	\$ 3,017.00			\$ 1,761.00	\$ 866.00	\$ 2,627.00	\$ 75.00	
140	Dougherty	10/24/2013	Divorce	2	Father	\$ 946.13	\$ 1,914.00	\$ 2,860.13	\$ 946.13		\$ 946.13	\$ 1,914.00	\$ 2,860.13	\$ 563.00	
141	Dougherty	10/10/2013	DCSS	1	Father	\$ 2,785.00	\$ 1,545.00	\$ 4,330.00			\$ 2,785.00	\$ 915.00	\$ 3,700.00	\$ 182.00	
142	Dougherty	10/10/2013	DCSS	1	Father	\$ 946.16	\$ 946.13	\$ 1,892.29	\$ 946.13		\$ 946.13	\$ 307.08	\$ 1,253.21	\$ 71.00	
143	Dougherty	10/10/2013	DCSS	1	Father	\$ 946.13	\$ 946.13	\$ 1,892.26	\$ 946.13		\$ 946.13	\$ 946.13	\$ 1,892.26	\$ 209.00	
144	Dougherty	10/10/2013	DCSS	2	Mother	\$ 1,218.00		\$ 1,218.00			\$ 1,218.00		\$ 1,218.00	\$ 401.00	
145	Dougherty	10/10/2013	DCSS	2	Father	\$ 946.13	\$ 946.13	\$ 1,892.26	\$ 946.13	\$ 946.13	\$ 946.13	\$ 814.63	\$ 1,760.76	\$ 257.00	
146	Dougherty	10/10/2013	DCSS	1	Father	\$ 946.13	\$ 946.13	\$ 1,892.26		\$ 946.13	\$ 774.38	\$ 700.13	\$ 1,474.51	\$ 157.00	
147	Dougherty	10/10/2013	DCSS	1	Father	\$ 946.13	\$ 2,861.74	\$ 3,807.87	\$ 946.13		\$ 946.13	\$ 2,230.24	\$ 3,176.37	\$ 200.00	
148	Dougherty	10/10/2013	DCSS	1	Father	\$ 1,603.28	\$ 946.13	\$ 2,549.41			\$ 1,603.28	\$ 691.13	\$ 2,294.41	\$ 148.00	
149	Dougherty	10/10/2013	DCSS	1	Father	\$ 946.13	\$ 946.13	\$ 1,892.26	\$ 946.13	\$ 946.13	\$ 946.13	\$ 272.13	\$ 1,218.26	\$ 63.00	
150	Dougherty	10/21/2013	DCSS	2	Father	\$ 3,539.66	\$ 2,719.07	\$ 6,258.73			\$ 3,539.66	\$ 2,029.07	\$ 5,568.73	\$ 425.00	
151	Dougherty	10/10/2013	DCSS	1	Father	\$ 718.00	\$ 946.13	\$ 1,664.13		\$ 946.13	\$ 718.00	\$ 857.63	\$ 1,575.63	\$ 196.00	

	AD	AE	AF	AG
1	t by a plus or minus)			
2	Extraordinary Educational Expenses	Extraordinary Medical Expenses	Special Expenses for Child Rearing	Total Deviations for NCP
131				
132				
133				
134				
135				
136				(629.00)
137				
138				
139				(108.31)
140				
141				
142				
143				
144				
145				
146				
147				(260.00)
148				
149				
150				(4.89)
151				

	A	B	C	D	E	F	G	H	I	J	K	L	M	N	
1						Gross Income									
2	County	Date of Order	Case Type	# Children	Who is the NCP?	Mother's Income	Father's Income	Combined Income	Mother's Imputed Income	Father's Imputed Income	CAI - Mother's Adjusted Income	CAI - Father's Adjusted Income	Combined Adjusted Income	Child Support Obligation for NCP As Found In Order	
152	Dougherty	10/21/2013	DCSS	1	Father	\$ 946.13	\$ 2,384.00	\$ 3,330.13			\$ 774.38	\$ 1,802.00	\$ 2,576.38	\$ 383.00	
153	Dougherty	10/10/2013	DCSS	1	Father	\$ 946.13	\$ 946.13	\$ 1,892.26	\$ 946.13	\$ 946.13	\$ 946.13	\$ 946.13	\$ 1,892.26	\$ 209.00	
154	Dougherty	10/10/2013	DCSS	1	Father	\$ -	\$ 946.13	\$ 946.13		\$ 946.13	\$ -	\$ 682.13	\$ 682.13	\$ 197.00	
155	Dougherty	10/10/2013	DCSS	1	Father	\$ 946.13	\$ 946.13	\$ 1,892.26		\$ 946.13	\$ 946.13	\$ 946.13	\$ 1,892.26	\$ 209.00	
156	Dougherty	10/10/2013	DCSS	1	Father	\$ 1,207.12	\$ 1,914.00	\$ 3,121.12			\$ 1,207.12	\$ 1,914.00	\$ 3,121.12	\$ 391.00	
157	Dougherty	10/10/2013	DCSS	1	Father	\$ 946.13	\$ 946.13	\$ 1,892.26	\$ 946.13	\$ 946.13	\$ 946.13	\$ 946.13	\$ 1,892.26	\$ 209.00	
158	Dougherty	10/10/2013	DCSS	1	Father	\$ 946.13	\$ 1,449.16	\$ 2,395.29	\$ 589.43		\$ 946.13	\$ 1,449.16	\$ 2,395.29	\$ 309.00	
159	Dougherty	10/10/2013	Mod DCSS	1	Father	\$ 3,004.96	\$ 2,450.20	\$ 5,455.16			\$ 3,004.96	\$ 2,241.20	\$ 5,246.16	\$ 399.00	
160	Dougherty	10/10/2013	Mod DCSS	2	Father	\$ 1,261.50	\$ 1,261.50	\$ 2,523.00	\$ 1,261.50	\$ 630.75	\$ 1,261.50	\$ 1,261.50	\$ 2,523.00	\$ 376.00	
161	Dougherty	10/10/2013	Mod DCSS	1	Father	\$ -	\$ 2,400.00	\$ 2,400.00			\$ -	\$ 2,400.00	\$ 2,400.00	\$ 394.00	
162	Dougherty	10/10/2013	Mod DCSS	1	Father	\$ 2,620.44	\$ 1,261.50	\$ 3,881.94		\$ 1,261.50	\$ 2,210.19	\$ 1,261.50	\$ 3,471.69	\$ 253.00	
163	Dougherty	10/10/2013	DCSS	1	Father	\$ 1,651.50	\$ 1,261.50	\$ 2,913.00			\$ 1,651.50	\$ 1,082.50	\$ 2,734.00	\$ 227.00	
164	Dougherty	10/10/2013	DCSS	1	Father	\$ 946.13	\$ 946.13	\$ 1,892.26	\$ 946.13	\$ 946.13	\$ 946.13	\$ 946.13	\$ 1,892.26	\$ 209.00	
165	Dougherty	10/10/2013	DCSS	1	Father	\$ 1,875.75	\$ 1,835.70	\$ 3,711.45			\$ 1,875.75	\$ 1,381.70	\$ 3,257.45	\$ 335.00	
166	Dougherty	10/10/2013	DCSS	3	Father	\$ 946.13	\$ 1,359.16	\$ 2,305.29	\$ 946.13		\$ 946.13	\$ 1,359.16	\$ 2,305.29	\$ 479.00	
167	Dougherty	10/10/2013	Mod DCSS	3	Father	\$ 1,261.50	\$ 1,535.45	\$ 2,796.95	\$ 1,261.50		\$ 1,261.50	\$ 1,535.45	\$ 2,796.95	\$ 528.00	
168	Dougherty	10/10/2013	DCSS	1	Father	\$ 946.13	\$ 946.13	\$ 1,892.26	\$ 946.13	\$ 946.13	\$ 946.13	\$ 946.13	\$ 1,892.26	\$ 209.00	
169	Dougherty	10/10/2013	DCSS	1	Father	\$ 2,357.26	\$ 1,632.00	\$ 3,989.26			\$ 2,357.26	\$ 1,383.10	\$ 3,740.36	\$ 274.00	

	AD	AE	AF	AG
1	t by a plus or minus)			
2	Extraordinary Educational Expenses	Extraordinary Medical Expenses	Special Expenses for Child Rearing	Total Deviations for NCP
152				
153				
154				
155				
156				
157				
158				
159				
160				
161				(116.00)
162				
163				
164				
165				
166				
167				
168				
169				

	A	B	C	D	E	F	G	H	I	J	K	L	M	N	
1						Gross Income									
2	County	Date of Order	Case Type	# Children	Who is the NCP?	Mother's Income	Father's Income	Combined Income	Mother's Imputed Income	Father's Imputed Income	CAI - Mother's Adjusted Income	CAI - Father's Adjusted Income	Combined Adjusted Income	Child Support Obligation for NCP As Found In Order	
170	Dougherty	10/10/2013	DCSS	1	Father	\$ 1,527.45	\$ 946.13	\$ 2,473.58		\$ 946.13	\$ 1,527.45	\$ 791.13	\$ 2,318.58	\$ 168.00	
171	Dougherty	10/10/2013	DCSS	1	Father	\$ 946.13	\$ 946.13	\$ 1,892.26	\$ 946.13		\$ 946.13	\$ 946.13	\$ 1,892.26	\$ 209.00	
172	Dougherty	10/10/2013	DCSS	2	Father	\$ 1,527.83	\$ 946.13	\$ 2,473.96		\$ 946.13	\$ 1,527.83	\$ 946.13	\$ 2,473.96	\$ 283.00	
173	Dougherty	10/10/2013	DCSS	1	Father	\$ 710.00	\$ 946.13	\$ 1,656.13			\$ 710.00	\$ 946.13	\$ 1,656.13	\$ 211.00	
174	Dougherty	10/10/2013	DCSS	1	Father	\$ 4,383.73	\$ 2,009.75	\$ 6,393.48			\$ 4,383.73	\$ 1,541.75	\$ 5,925.48	\$ 256.00	
175	Dougherty	10/10/2013	DCSS	1	Father	\$ 3,257.84	\$ 4,471.86	\$ 7,729.70			\$ 3,257.84	\$ 4,471.86	\$ 7,729.70	\$ 517.00	
176	Dougherty	10/10/2013	DCSS	1	Father	\$ 946.13	\$ 1,957.50	\$ 2,903.63	\$ 946.13		\$ 946.13	\$ 1,957.50	\$ 2,903.63	\$ 405.00	
177	Dougherty	10/10/2013	DCSS	1	Father	\$ 3,327.89	\$ 2,813.58	\$ 6,141.47			\$ 3,327.89	\$ 2,276.78	\$ 5,604.67	\$ 443.00	
178	Dougherty	10/10/2013	DCSS	1	Father		\$ 946.13	\$ 946.13		\$ 946.13		\$ 946.13	\$ 946.13	\$ 229.00	
179	Dougherty	10/10/2013	DCSS	1	Father	\$ 946.13	\$ 946.13	\$ 1,892.26	\$ 946.13	\$ 946.13	\$ 774.38	\$ 946.13	\$ 1,720.51	\$ 208.00	
180	Dougherty	10/10/2013	Mod DCSS	3	Father	\$ 1,261.50	\$ 946.13	\$ 2,207.63	\$ 138.85	\$ 946.13	\$ 949.50	\$ 946.13	\$ 1,895.63	\$ 345.00	
181	Dougherty	10/10/2013	DCSS	1	Father		\$ 946.13	\$ 946.13		\$ 946.13	\$ -	\$ 946.13	\$ 946.13	\$ 229.00	
182	Dougherty	10/10/2013	Mod DCSS	1	Father	\$ 1,261.50	\$ 2,077.26	\$ 3,338.76	\$ 1,261.50		\$ 949.50	\$ 1,821.26	\$ 2,770.76	\$ 340.00	
183	Dougherty	10/10/2013	DCSS	1	Father	\$ 946.13	\$ 946.13	\$ 1,892.26	\$ 946.13	\$ 946.13	\$ 946.13	\$ 946.13	\$ 1,892.26	\$ 209.00	
184	Dougherty	10/10/2013	DCSS	3	Father	\$ 946.13	\$ 946.13	\$ 1,892.26	\$ 946.13	\$ 946.13	\$ 946.13	\$ 559.13	\$ 1,505.26	\$ 210.00	
185	Dougherty	10/10/2013	DCSS	1	Father	\$ 946.13	\$ 946.13	\$ 1,892.26	\$ 946.13	\$ 946.13	\$ 946.13	\$ 946.13	\$ 1,892.26	\$ 199.00	
186	Dougherty	10/10/2013	DCSS	1	Father	\$ 946.13	\$ 946.13	\$ 1,892.26	\$ 946.13	\$ 946.13	\$ 774.38	\$ 946.13	\$ 1,720.51	\$ 208.00	
187	Dougherty	10/10/2013	DCSS	1	Father	\$ 1,470.48	\$ 3,168.85	\$ 4,639.33			\$ 1,470.48	\$ 3,168.85	\$ 4,639.33	\$ 614.00	
188	Dougherty	10/21/2013	DCSS	2	Father	\$ 946.13	\$ 946.13	\$ 1,892.26	\$ 946.13		\$ 700.13	\$ 660.38	\$ 1,360.51	\$ 216.00	
189	Dougherty	10/10/2013	Mod DCSS	1	Father	\$ 1,261.50	\$ 1,261.50	\$ 2,523.00	\$ 1,261.50	\$ 1,261.50	\$ 1,261.50	\$ 1,261.50	\$ 2,523.00	\$ 203.00	
190	Dougherty	10/10/2013	DCSS	3	Mother	\$ 946.13	\$ 946.13	\$ 1,892.26	\$ 946.13	\$ 946.13	\$ 946.13	\$ 946.13	\$ 1,892.26	\$ 346.00	
191	Dougherty	10/10/2013	DCSS	2	Father	\$ 946.13	\$ 946.13	\$ 1,892.26	\$ 946.13	\$ 946.13	\$ 946.13	\$ 946.13	\$ 1,892.26	\$ 298.00	
192	Dougherty	10/10/2013	DCSS	1	Father	\$ 946.13	\$ 1,435.50	\$ 2,381.63	\$ 946.13		\$ 946.13	\$ 1,247.50	\$ 2,193.63	\$ 270.00	
193	Glynn	10/1/2013	Divorce	2	Father	\$ 1,820.00	\$ 6,710.00	\$ 8,530.00	\$ -	\$ -	\$ 1,820.00	\$ 6,710.00	\$ 8,530.00	\$ 1,200.00	
194	Glynn	10/2/2013	Divorce	3	Both	\$ 1,261.50	\$ 2,594.00	\$ 3,855.50	\$ 1,261.50		\$ 1,261.50	\$ 2,594.00	\$ 3,855.50	\$ 1,138.00	
195	Glynn	10/3/2013	Divorce	1	Father	\$ 2,760.27	\$ 2,600.00	\$ 5,360.27	\$ -	\$ -	\$ 2,760.27	\$ 2,600.00	\$ 5,360.27	\$ -	

	O	P	Q	R	S	T	U	V	W	X	Y	Z	AA	AB	AC
1	Premium		Work Related Childcare		Deviations of Noncustodial Parent's Presumptive Amount of Child Support (Indicate upward or downward amount)										
2	Health Insurance - Who Provides	Health Insurance Amount	WRC - Who Provides	WRC - Amount	Low Income Deviation	High Income Deviation	Other Health Related Insurance (Dental/ Vision)	Life Insurance	Child and Dependent Care Tax Credit	Visitation Related Travel Expenses	Alimony Paid	Mortgage	Permanency Plan or Foster Care Plan	Other Non-Specific Deviation	Parenting Time Deviation
170	Father to Provide														
171	Father to Provide														
172	Father to Provide														
173	Father to Provide														
174	Father to Provide														
175	Non-Parent Custodian	\$ 310.00													
176															
177	Mother	\$ 135.00													
178															
179															
180															
181															
182															
183															
184															
185			Father	\$20.00											
186															
187	Both	Mother: \$90.00 Father: \$144.57													
188															
189															
190															
191															
192															
193	Father	\$ 210.00													
194	Father	\$ 89.42													
195	Mother	\$ (67.78)													

(\$37.00)

(\$61.00)

(\$105.00)

(\$41.00)

	AD	AE	AF	AG
1	t by a plus or minus)			
2	Extraordinary Educational Expenses	Extraordinary Medical Expenses	Special Expenses for Child Rearing	Total Deviations for NCP
170				
171				
172				
173				
174				
175				
176				
177				
178				
179				
180				
181				
182				(37.00)
183				
184				
185				
186				
187				
188				
189				(61.00)
190				
191				
192				
193				
194				(105.00)
195				(41.00)

	A	B	C	D	E	F	G	H	I	J	K	L	M	N	
1						Gross Income									
2	County	Date of Order	Case Type	# Children	Who is the NCP?	Mother's Income	Father's Income	Combined Income	Mother's Imputed Income	Father's Imputed Income	CAI - Mother's Adjusted Income	CAI - Father's Adjusted Income	Combined Adjusted Income	Child Support Obligation for NCP As Found In Order	
196	Glynn	10/1/2013	Divorce	1	Father	\$ 2,666.67	\$ 10,248.66	\$ 12,915.33	\$ -	\$ -	\$ 2,666.67	\$ 10,248.66	\$ 12,915.33	\$ 1,285.00	
197	Glynn	10/22/2013	Divorce	1	Father	\$ 2,090.00	\$ 1,740.00	\$ 3,830.00	\$ -	\$ -	\$ 2,090.00	\$ 1,740.00	\$ 3,830.00	\$ 235.00	
198	Glynn	10/8/2013	Divorce	1	Father	\$ 2,338.15	\$ 2,915.04	\$ 5,253.19	\$ -	\$ -	\$ 2,338.15	\$ 2,915.04	\$ 5,253.19	\$ 866.66	
199	Glynn	10/1/2013	Divorce	2	Father	\$ 5,031.00	\$ 4,836.00	\$ 9,867.00	\$ -	\$ -	\$ 5,031.00	\$ 4,836.00	\$ 9,867.00	\$ 750.00	
200	Glynn	10/8/2013	Divorce	3	Father	\$ 1,200.00	\$ 1,600.00	\$ 2,800.00	\$ -	\$ -			\$ -	\$ 1,500.00	
201	Glynn	10/15/2013	Divorce	3	Father	\$ 1,265.00	\$ 1,265.00	\$ 2,530.00	\$ -	\$ -	\$ 1,265.00	\$ 1,265.00	\$ 2,530.00	\$ 444.00	
202	Glynn	10/31/2013	Divorce	3	Father	\$ -	\$ 58,000.00	\$ 58,000.00	\$ -	\$ -	\$ -	\$ 58,000.00	\$ 58,000.00	\$ 6,000.00	
203	Glynn	10/8/2013	Divorce	2	Father	\$ 6,796.00	\$ 6,600.00	\$ 13,396.00	\$ -	\$ -	\$ 6,007.75	\$ 5,823.75	\$ 11,831.50	\$ 1,643.00	
204	Glynn	10/22/2013	Mod Private	1	Father	\$ 1,733.33	\$ 1,866.54	\$ 3,599.87	\$ -	\$ -	\$ 1,733.33	\$ 1,866.54	\$ 3,599.87	\$ 116.00	
205	Glynn	10/22/2013	Divorce	1	Father	\$ 2,175.00	\$ 1,850.00	\$ 4,025.00	\$ -	\$ -	\$ 2,175.00	\$ 1,850.00	\$ 4,025.00	\$ 435.00	
206	Glynn	10/24/2013	DCSS	1	Father	\$ 1,261.50	\$ 1,261.50	\$ 2,523.00	\$ 1,261.50	\$ 1,261.50	\$ 1,261.50	\$ 1,261.50	\$ 2,523.00	\$ 264.00	
207	Glynn	10/8/2013	DCSS	2	Father	\$ 1,261.50	\$ 1,261.50	\$ 2,523.00	\$ 1,261.50	\$ 1,261.50	\$ 1,261.50	\$ 1,261.50	\$ 2,523.00	\$ 376.00	
208	Glynn	10/8/2013	DCSS	2	Father	\$ 1,261.50	\$ 1,261.50	\$ 2,523.00	\$ 1,261.50	\$ 1,261.50	\$ 1,261.50	\$ 1,148.50	\$ 2,410.00	\$ 346.00	
209	Glynn	10/8/2013	DCSS	1	Father	\$ 1,421.07	\$ 1,571.96	\$ 2,993.03	\$ -	\$ -	\$ 1,421.07	\$ 1,571.96	\$ 2,993.03	\$ 325.00	
210	Glynn	10/8/2013	DCSS	1	Mother	\$ 1,261.50	\$ 1,261.50	\$ 2,523.00	\$ 1,261.50	\$ 1,261.50	\$ 1,261.50	\$ 1,261.50	\$ 2,523.00	\$ 264.00	
211	Glynn	10/8/2013	DCSS	1	Father	\$ 1,516.70	\$ 2,272.44	\$ 3,789.14	\$ -	\$ -	\$ 1,516.70	\$ 1,446.44	\$ 2,963.14	\$ 298.00	
212	Glynn	10/8/2013	DCSS	2	Father	\$ 1,261.50	\$ 2,272.44	\$ 3,533.94	\$ 1,261.50		\$ 1,261.50	\$ 2,272.44	\$ 3,533.94	\$ 400.00	
213	Glynn	10/8/2013	DCSS	1	Father	\$ 1,261.50	\$ 1,261.50	\$ 2,523.00	\$ -	\$ -	\$ 1,261.50	\$ 1,261.50	\$ 2,523.00	\$ 264.00	
214	Glynn	10/24/2013	DCSS	1	Mother	\$ 1,261.50	\$ 1,261.50	\$ 2,523.00	\$ 1,261.50	\$ 1,261.50	\$ 1,261.50	\$ 1,261.50	\$ 2,523.00	\$ 264.00	
215	Glynn	10/8/2013	DCSS	1	Father	\$ 1,261.50	\$ 1,261.50	\$ 2,523.00	\$ 1,261.50	\$ 1,261.50	\$ 1,261.50	\$ 1,261.50	\$ 2,523.00	\$ 264.00	
216	Glynn	10/8/2013	DCSS	1	Father	\$ 2,059.11	\$ 2,025.51	\$ 4,084.62	\$ -	\$ -	\$ 2,059.11	\$ 2,059.11	\$ 4,118.22	\$ 394.00	
217	Glynn	10/8/2013	DCSS	1	Father	\$ 1,261.50	\$ 3,076.20	\$ 4,337.70	\$ 1,261.50	\$ -	\$ 1,261.50	\$ 3,076.20	\$ 4,337.70	\$ 589.00	
218	Glynn	10/24/2013	DCSS	1	Father	\$ 1,261.50	\$ 1,808.46	\$ 3,069.96	\$ 1,261.50		\$ 1,261.50	\$ 1,808.46	\$ 3,069.96	\$ 371.00	
219	Peach	10/18/2013	Mod Private	2	Mother	\$ 1,256.67	\$ 6,345.89	\$ 7,602.56	\$ 1,256.67		\$ 1,256.67	\$ 6,345.89	\$ 7,602.56	\$ 277.00	

	AD	AE	AF	AG
1	t by a plus or minus)			
2	Extraordinary Educational Expenses	Extraordinary Medical Expenses	Special Expenses for Child Rearing	Total Deviations for NCP
196				
197				(231.13)
198				183.00
199				
200				
201				
202	\$610.75			1,960.75
203				
204				
205				
206				
207				
208				
209				(1.00)
210				
211				
212				(151.00)
213				
214				
215				
216				
217				
218				
219				

	A	B	C	D	E	F	G	H	I	J	K	L	M	N	
1						Gross Income									
2	County	Date of Order	Case Type	# Children	Who is the NCP?	Mother's Income	Father's Income	Combined Income	Mother's Imputed Income	Father's Imputed Income	CAI - Mother's Adjusted Income	CAI - Father's Adjusted Income	Combined Adjusted Income	Child Support Obligation for NCP As Found In Order	
220	Peach	10/18/2013	DCSS	1	Father	\$ 1,261.50	\$ 1,261.50	\$ 2,523.00	\$ 1,261.50	\$ 1,261.50	\$ 1,261.50	\$ 1,261.50	\$ 2,523.00	\$ 264.00	
221	Peach	10/18/2013	DCSS	1	Father	\$ 1,261.50	\$ 3,813.33	\$ 5,074.83	\$ 1,261.50		\$ 1,261.50	\$ 3,016.83	\$ 4,278.33	\$ 688.00	
222	Peach	10/24/2013	DCSS	1	Father	\$ 1,261.50	\$ 1,261.50	\$ 2,523.00	\$ 1,261.50	\$ 1,261.50	\$ 1,261.50	\$ 835.50	\$ 2,097.00	\$ 181.00	
223	Peach	10/18/2013	DCSS	2	Mother	\$ 1,261.50	\$ 1,261.50	\$ 2,523.00	\$ 1,261.50	\$ 1,261.50	\$ 1,261.50	\$ 1,261.50	\$ 2,523.00	\$ 150.00	
224	Peach	10/18/2013	DCSS	1	Father	\$ 1,261.50	\$ 1,261.50	\$ 2,523.00	\$ 1,261.50	\$ 1,261.50	\$ 1,261.50	\$ 1,261.50	\$ 2,523.00	\$ 264.00	
225	Peach	10/18/2013	DCSS	1	Father	\$ 3,158.57	\$ 1,261.50	\$ 4,420.07		\$ 1,261.50	\$ 3,158.57	\$ 1,261.50	\$ 4,420.07	\$ 475.00	
226	Pike	10/3/2013	Divorce	1	Mother	\$ 1,333.00	\$ 2,924.00	\$ 4,257.00			\$ 1,333.00	\$ 2,924.00	\$ 4,257.00	\$ 255.49	
227	Pike	10/10/2013	Mod Private	1	Father	\$ 3,292.30	\$ 8,367.57	\$ 11,659.87			\$ 3,292.30	\$ 8,367.57	\$ 11,659.87	\$ 893.40	
228	Pike	10/28/2013	Divorce	3	Father	\$ 3,500.00	\$ 2,774.00	\$ 6,274.00			\$ 3,500.00	\$ 2,774.00	\$ 6,274.00	\$ 828.00	
229	Pike	10/4/2013	Mod Private	3	Father	\$ 1,556.00	\$ 11,000.00	\$ 12,556.00	\$ 335.57		\$ 1,556.00	\$ 11,000.00	\$ 12,556.00	\$ 1,753.00	
230	Pike	10/25/2013	DCSS	1	Both	\$ 1,261.50	\$ 2,457.75	\$ 3,719.25	\$ 1,261.50		\$ 1,261.50	\$ 2,457.75	\$ 3,719.25	\$ 485.00	
231	Pike	10/14/2013	DCSS	1	Father	\$ 1,740.00	\$ 1,261.50	\$ 3,001.50		\$ 1,261.50	\$ 1,740.00	\$ 909.50	\$ 2,649.50	\$ 191.00	
232	Taylor	9/17/2013	Divorce	1	Father	\$ 1,925.00	\$ 6,690.00	\$ 8,615.00	\$ -	\$ -	\$ 1,925.00	\$ 6,690.00	\$ 8,615.00	\$ 500.00	
233	Taylor	12/4/2013	DCSS	1	Father	\$ 1,261.50	\$ 1,261.50	\$ 2,523.00	\$ 1,261.50	\$ 1,261.50	\$ 1,261.50	\$ 1,261.50	\$ 2,523.00	\$ 264.00	
234	Taylor	12/4/2013	DCSS	2	Father	\$ 1,261.50	\$ 1,556.34	\$ 2,817.84	\$ 1,261.50	\$ 1,556.34	\$ 1,261.50	\$ 1,556.34	\$ 2,817.84	\$ 458.00	
235	Telfair	10/24/2013	Divorce	1	Father	\$ 1,256.66	\$ 2,305.52	\$ 3,562.18	\$ -	\$ -	\$ 1,256.66	\$ 2,305.52	\$ 3,562.18	\$ 460.00	
236	Telfair	10/21/2013	DCSS	1	Father	\$ 1,261.50	\$ 1,261.50	\$ 2,523.00	\$ 1,261.50	\$ 563.98	\$ 1,261.50	\$ 1,043.25	\$ 2,304.75	\$ 223.00	
237	Telfair	10/23/2013	DCSS	1	Father	\$ 1,216.50	\$ 1,261.50	\$ 2,478.00	\$ 1,261.50	\$ 1,261.50	\$ 1,261.50	\$ 1,261.50	\$ 2,523.00	\$ 264.00	

	O	P	Q	R	S	T	U	V	W	X	Y	Z	AA	AB	AC
1	Premium		Work Related Childcare		Deviations of Noncustodial Parent's Presumptive Amount of Child Support (Indicate upward or downward amount)										
2	Health Insurance - Who Provides	Health Insurance Amount	WRC - Who Provides	WRC - Amount	Low Income Deviation	High Income Deviation	Other Health Related Insurance (Dental/ Vision)	Life Insurance	Child and Dependent Care Tax Credit	Visitation Related Travel Expenses	Alimony Paid	Mortgage	Permanency Plan or Foster Care Plan	Other Non-Specific Deviation	Parenting Time Deviation
220	Father to Provide	\$ -													
221	Father to Provide	\$ -	Mother	\$151.67											
222	Father to Provide	\$ -													
223	Mother to Provide	\$ -													
224	Father to Provide	\$ -													
225	Father to Provide	\$ 154.00	Mother	\$ 671.67											
226		\$ -													
227	Father	\$ -													
228	Mother	\$ 258.00													
229	Father	\$ 417.90													
230	Father to Provide	\$ -													
231	Father to Provide	\$ -													
232	Father	\$ 247.59													
233	Father to Provide	\$ -													
234	Father to Provide	\$ -													
235	Father	\$ -													
236	Father to Provide	\$ -													
237	Father to Provide	\$ -													

(\$226.00)

(\$330.00)

	AD	AE	AF	AG
1	t by a plus or minus)			
2	Extraordinary Educational Expenses	Extraordinary Medical Expenses	Special Expenses for Child Rearing	Total Deviations for NCP
220				
221				
222				
223				
224				
225				
226				
227				
228				
229				(226.00)
230				
231				
232				(330.00)
233				
234				
235				
236				
237				

ADDENDUM C
Economic Basis for Updating the
Child Support Schedule for Georgia

Economic Review of the Georgia Schedule of Basic Child Support Obligations



Prepared for:

Georgia Administrative Office of the Courts

Prepared by:

Jane Venohr, Ph.D.
Center for Policy Research
Denver, CO 80218
www.centerforpolicyresearch.org
303.837.1555
jvenohr@centerforpolicyresearch.org

August 20, 2014

Points of view expressed in this document are those of the author and do not necessarily represent the official position of the Court or State.

Table of Contents

SECTION I: INTRODUCTION	1
PURPOSE OF REPORT	1
FEDERAL REQUIREMENTS	1
BASIS OF GEORGIA SCHEDULE	1
ORGANIZATION OF REPORT	3
SECTION II: ECONOMIC COST OF CHILD REARING	4
METHODOLOGIES MEASURING COST OF CHILD REARING	4
CURRENT STUDIES OF CHILD-REARING EXPENDITURES	6
<i>Overview of the Betson-Rothbarth Measurements</i>	6
<i>Differences in the BR4 Measurements from earlier BR measurements</i>	7
<i>USDA Study</i>	10
<i>New Jersey Study</i>	11
DATA SOURCE OF THE ESTIMATES	11
<i>Specific Consumption Items</i>	12
<i>Net Income</i>	14
<i>The Relationship of Expenditures to Income</i>	15
SECTION III: ASSESSING THE SCHEDULE	16
COMPARISONS TO CURRENT STUDIES	16
COMPARISONS: CASE EXAMPLES	19
SECTION III: SUMMARY AND CONCLUSIONS	22
APPENDIX	25

Section I: Introduction

PURPOSE OF REPORT

Georgia is reviewing its child support guidelines as required by federal regulation.¹ Georgia child support guidelines are set in statute.² Federal regulation requires that a state's guidelines review consider economic data on the cost of raising children and examine case file data to analyze the application and deviation from the guidelines. This report reviews current economic data on the cost of raising children. It compares those data to the existing Georgia Schedule of Basic Child Support Obligations (the "schedule") to determine whether the existing schedule is more or less than the current economic data on the cost of raising children. The information will be used by the Georgia Child Support Commission to assess whether the schedule should be updated. The Commission is also considering other information and input from stakeholders.

FEDERAL REQUIREMENTS

Federal law has required state advisory child support guidelines since 1987. The Family Support Act of 1988 expanded the requirement. As of 1989, each state must have one set of guidelines that are to be applied presumptively rather than on an advisory basis. It also requires each state to establish deviation criteria that allow for the rebuttal of the state's presumptive guidelines. The state-determined criteria must take into consideration the best interest of the child.

Federal regulation requires states to review their child support guidelines at least once every four years [45 C.F.R. § 302.56]. Federal requirements of state guidelines formula are nominal. They must be based on specific descriptive and numeric criteria, take all earnings and income of the noncustodial parent into consideration, and address how the parents will provide for the child(ren)'s healthcare needs through health insurance coverage and/or through cash medical support.

BASIS OF GEORGIA SCHEDULE

The Georgia guidelines schedule was promulgated in 2007 and is based on the most current economic data available in 2005. Georgia switched from a percentage-of-obligor income guidelines to an income shares guidelines model in 2005. As of 2014, Georgia is one of 39 states to rely on the incomes shares guidelines model.³ The model is based on the premises that both parents should share financial responsibility for child-rearing expenditures and

¹ Title 45 of the Code of Federal Regulations, CFR §302.56.

²O.C.G.A. § 19-6-15.

³ More information about the income shares guidelines model can be found at: Venohr, Jane C. (2013) "Child Support Guidelines and Guidelines Reviews: State Differences and Common Issues," *Family Law Quarterly*, vol. 43, no. 3 (Fall 2013).

that the child should be entitled to the same level of expenditures that the child would have received had the parents lived together and combined financial resources. As a consequence, the core of the income shares model is a measurement of how much families spend on child rearing. In turn, that amount is often adjusted in a guidelines worksheet for different situations such as **the child’s actual healthcare expenses and other factors**.

The premise of the income shares model applies to children of previously married parents as well as never-married parents. Children should not be forced to live in poverty because of their parents’ **decisions to separate, divorce, or not marry**. **Children of disrupted families**, regardless of the reason for the disruption, should be afforded the same financial opportunities as children of intact families with similar incomes.

The core of the guidelines calculation is a lookup schedule of monthly basic obligations for a range of incomes and number of children. (Exhibit 1 shows an excerpt of the current schedule.) The basic obligations in the schedule reflect economic data on the costs of raising children. The basic obligations in the schedule relate to the combined income of the parents. **The support award is determined by prorating the obligated parent’s share of the basic obligation**. For example, if each parent’s income is \$700 per month, the combined income would be \$1,400 per month and, using the schedule in Exhibit 1, the basic obligation for one child is \$321. **The obligated parent’s prorated amount** in this example would be \$160.50.

Exhibit 1 Excerpt from Schedule of Basic Child Support Obligations						
Combined Adjusted Gross Income	One Child	Two Children	Three Children	Four Children	Five Children	Six Children
800	197	283	330	367	404	440
850	208	298	347	387	425	463
900	218	313	364	406	447	486
950	229	328	381	425	468	509
1000	239	343	398	444	489	532
1050	250	357	415	463	510	554
1100	260	372	432	482	530	577
1150	270	387	449	501	551	600
1200	280	401	466	520	572	622
1250	291	416	483	539	593	645
1300	301	431	500	558	614	668
1350	311	445	517	577	634	690
1400	321	459	533	594	654	711
1450	331	473	549	612	673	733
1500	340	487	565	630	693	754

Additional adjustments may occur in the guidelines calculation to account for the actual cost of **the child’s health insurance**, the actual cost of work-related child **care**, a **parent’s pre-existing order**, and/or other case circumstances.

The existing schedule is based on the most current economic data available in 2005. It relies on 2005 price levels and federal and state income tax rates and FICA. It does not incorporate a timesharing adjustment, but the custodial parent's child-rearing expenditures are not always reduced when the nonresidential parent is exercising physical custody or visitation. This fact is illustrated by considering the housing expenses incurred for a child (e.g., an extra bedroom and electricity for that bedroom). These housing expenses are not always reduced when the child is in the nonresidential parent's care.

The existing schedule is based on the average of two measurements of child-rearing expenditures: one based on the "Rothbarth" methodology and the other based on the "Engel" methodology. (An economic methodology is necessary to separate the children's share from the adults' share of total family expenditures.) Economists generally believe that the Rothbarth methodology understates actual child-rearing expenditures, while the Engel methodology overstates actual child-rearing expenditures.⁴ The 2005 Commission believed that an average of the Rothbarth and Engel estimates is a close approximation of the actual amount of child-rearing expenditures. Both the Engel and Rothbarth measurements used to develop the existing Georgia schedule are from a 2001 study by Professor David Betson, University of Notre Dame, using 1996-99 expenditures data from families.⁵

Most states (i.e., 29 states) rely on measurements of child-rearing expenditures prepared by Betson as the basis of their guidelines schedule or formula. Georgia, however, is the only state to rely on Betson-Engel measurements. The other 28 states rely on Betson-Rothbarth measurements. No other measurement of child-rearing expenditures is used by more than five states. About ten states rely on studies dating back to the 1980s or earlier.

Georgia last reviewed its guidelines in 2010 but did not pursue changes to the schedule.

ORGANIZATION OF REPORT

Section II discusses the economic data on child-rearing expenditures, including more information about the measurements identified in this section and the most current economic evidence on child-rearing expenditures. Section III compares the most current economic evidence to the existing schedule. Section IV provides conclusions.

⁴ Lewin/ICF (1990). *Estimates of Expenditures on Children and Child Support Guidelines*. Report to U.S. Department of Health and Human Services, Office of the Assistant Secretary for Planning and Evaluation. Fairfax, Virginia

⁵ Betson, David M. (2001). "Chapter 5: Parental Expenditures on Children." in Judicial Council of California, *Review of Statewide Uniform Child Support Guideline*. San Francisco, California. This study initially included data from 1994-98 but was expanded to include 1994-99 in Jane C. Venohr and Tracy E. Griffith, *Report on the Michigan Child Support Formula* (April 2002), Report to the Michigan Supreme Court, Policy Studies Inc., Denver, Colorado.

Section II: Economic Cost of Child Rearing

There are several studies measuring the cost of raising children. Most state guidelines rely on studies of child-rearing expenditures across a range of incomes rather than studies that examine the minimum and basic needs of children. This is because the premise of most state guidelines is that children should share in the lifestyle afforded by their parents. The studies typically develop measurements from examining expenditures data from thousands of **families participating in the Consumer Expenditure Survey (CES), the nation's largest and most comprehensive survey of household expenditures.** The CES is an ongoing survey that is used for many purposes, including the calibration of the price index used to track inflation.

In all, there are eight studies of child-rearing expenditures that underlie state guidelines schedules and formulae. The studies of child-rearing expenditures vary in the age of the data used, **the methodology used to separate the child's share of expenditures from total household expenditures,** and other data or methodological issues. Only three of the studies underlying state guidelines have been conducted since Georgia developed its schedule in 2005.⁶ All of these three studies measure child-rearing expenditures using the Rothbarth methodology.

METHODOLOGIES MEASURING COST OF CHILD REARING

Economists do not agree on which methodology best measures actual child-rearing expenditures. Nonetheless, economists generally agree on which methodologies understate and overstate actual child-rearing expenditures. It is widely accepted that any guidelines amount between the lower and upper bounds of credible measurements of child-rearing expenditures are appropriate guidelines amounts. In general, guidelines amounts below the lower bound are deemed to be inadequate for the support of children.

Through a contract with the U.S. Department of Health and Human Services, Lewin/ICF (1990)⁷ developed this approach for assessing state guidelines. Since then, several states have used this approach and continue to use it. The most commonly used methodology, the “Rothbarth” methodology, is generally considered the lower bound in the range of available estimates. The Betson-Rothbarth (BR) measurements form the basis of 29 state guidelines, including many states that neighbor Georgia (*i.e.*, Alabama, South Carolina and Tennessee).

⁶ This includes the 2006 and 2010 studies by David Betson and the 2013 study by Rutgers University conducted for the State of New Jersey.

⁷ Lewin/ICF. (1990). *Estimates of Expenditures on Children and Child Support Guidelines*. Report to U.S. Department of Health and Human Services, Office of the Assistant Secretary for Planning and Evaluation. Fairfax, Virginia.

The most current BR study is from 2010 and uses expenditures data from families surveyed in 2004-2009.⁸

When the Lewin/ICF prepared its original report in 1990, the Engel estimator, which is discussed in greater detail later, was considered the upper bound. At the time, one of the most credible and widely-used studies on child-rearing expenditures was by Thomas Espenshade,⁹ who applied the Engel methodology to expenditures data from families surveyed in 1972-73. The Espenshade-Engel estimates formed the basis of most states' original guidelines schedules or formulas and there are a few states that still rely on the Espenshade-Engel estimates.

Betson prepared Engel estimates in 1990 and 2001. However, there has been no recent study of child-rearing expenditures using the Engel estimator. Instead, the most current study considered to be the upper bound is conducted by the United States Department of Agriculture (USDA). Minnesota is the only state to use the USDA study as the basis of its guidelines. With the exception of New Jersey, which is discussed in more detail later, most of the states that do not rely on BR measurements for their guidelines rely on very old studies of child-rearing expenditures dating back to the 1980s.¹⁰

Both the Rothbarth and Engel methodology are considered “marginal cost” approaches to measuring child-rearing expenditures. The margin is how much more a couple spends when the couple has children. The marginal cost approach compares expenditures between two equally well-off families: (a) married couples with children, and (b) married couples of child-rearing age without children. The difference in expenditures between these two families is deemed to be child-rearing expenditures. The Engel and Rothbarth methodologies, which are named by the economists who developed them, use different indicators of equally well-off families. The Engel methodology uses expenditures on food, while the Rothbarth methodology relies on expenditures for adult goods (specifically, adult clothes in the Rothbarth estimates that form the basis of state guidelines) to determine equally well-off families.

The USDA estimates child-rearing expenditures individually for several expenditure categories (*e.g.*, food and clothing), then adds them to develop a total. As discussed more in the USDA report, a different methodology is used to measure expenditures for each

⁸ Betson, David M. (2010). “Appendix A: Parental Expenditures on Children.” in Judicial Council of California, *Review of Statewide Uniform Child Support Guideline*. San Francisco, California.

⁹ Espenshade, Thomas J. (1984). *Investing in Children: New Estimates of Parental Expenditures*. Urban Institute Press: Washington, D.C.

¹⁰ Over a dozen states base their guidelines on the following two studies: Jacques van der Gaag (1981). *On Measuring the Cost of Children*. Discussion Paper 663-81. University of Wisconsin Institute for Research on Poverty, Madison, Wisconsin, and Thomas J. Espenshade. (1984). *Investing in Children: New Estimates of Parental Expenditures*, Urban Institute Press: Washington, D.C.

category.¹¹ Some categories unique to children can be measured directly (*e.g.*, children's clothing, childcare expenses and education expenses). The child's food costs are measured using the food plans developed by the USDA. The child's transportation is measured by only considering family-related activities, which are 59 percent of total transportation according to research findings. The child's housing expenses are measured from estimating the average additional costs of housing given the number of bedrooms in a home, assuming more bedrooms are required when there is more than one child and controlling for income level. Food, transportation and housing comprise the vast majority of child-rearing expenditures. Economists generally believed that the USDA's previous approach to measuring child-rearing expenditures overstated actual child-rearing expenditures, but economists have not assessed the USDA methodology since it was changed in 2008.

CURRENT STUDIES OF CHILD-REARING EXPENDITURES

Since the Georgia schedule was developed in 2005, there have been three new, credible studies of child-rearing expenditures.

- Betson, David M. (2010). "Appendix A: Parental Expenditures on Children." in Judicial Council of California, *Review of Statewide Uniform Child Support Guideline*. San Francisco, California. Retrieved from: <http://www.courts.ca.gov/partners/documents/2011SRL6aGuidelineReview.pdf>
- New Jersey Child Support Institute (March 2013). *Quadrennial Review: Final Report*, Institute for Families, Rutgers, the State University of New Jersey, New Brunswick, NJ. Retrieved from: http://www.judiciary.state.nj.us/reports2013/F0_NJ+QuadrennialReview-Final_3.22.13_complete.pdf
- Lino, Mark (2013). *Expenditures on Children by Families: 2012 Annual Report*. U.S. Department of Agriculture, Center for Nutrition and Policy Promotion. Miscellaneous Publication No. 1528-2012, Washington, D.C. <http://www.cnpp.usda.gov/publications/crc/crc2012.pdf>

As stated earlier, there are no new Engel measurements.

Overview of the Betson-Rothbarth Measurements

In the past two decades, Professor Betson, University of Notre Dame, has conducted four studies estimating child-rearing expenditures. Each study uses expenditures data from the most current CES data available. For Betson's first study, he used CES data from 1980-86.¹² For his second study, he initially used from 1996-98 CES data, but later expanded it to

¹¹ Lino, Mark (2013) *Expenditures on Children by Families: 2012 Annual Report*. U.S. Department of Agriculture, Center for Nutrition and Policy Promotion. Miscellaneous Publication No. 1528-2012, Washington, D.C.

¹² David M. Betson (1990). *Alternative Estimates of the Cost of Children from the 1980-86 Consumer Expenditure Survey*, Report to U.S. Department of Health and Human Services, Office of the Assistant Secretary for Planning and Evaluation, University of Wisconsin Institute for Research on Poverty, Madison, Wisconsin.

encompass 1996-99.¹³ For his third¹⁴ and fourth studies, respectively, he used data from the 1998-2004 and 2004-09 CES.

Some of his studies use other methodologies besides the Rothbarth methodology to measure child-rearing expenditures. **Betson's first study was conducted in 1990 and responded to a Congressional mandate to provide information about child-rearing expenditures for states to develop and revise child support guidelines.** For this study, he used and compared five different methodologies for measuring child-rearing expenditures and concluded that the **Rothbarth estimator produced the most "robust"** (*i.e.*, sound and statistically reliable) results and recommended its use for state guidelines.

The Rothbarth methodology is a marginal cost approach that compares expenditures of two sets of equally well-off households: one set consists of two-parent families with children and the other consists of couples without children. The difference in their expenditures is presumed to be spent on child rearing. The Rothbarth methodology relies on the percentage of total expenditures devoted to adult goods (*i.e.*, **adult clothing in Betson's application**) to determine equally well-off families.

Differences in the BR4 Measurements from earlier BR measurements

The findings from the BR4 measurements are that, on average, child-rearing expenditures as a percentage of total household expenditures are 27 percent for one child, 37 percent for two children, and 45 percent for four children.

Besides data years, BR4 differs from earlier BR measurements in two other ways. Earlier BR measurements **consider "expenditures" while BR4 considers "expenditures-outlays."** Expenditures include the purchase price (and sales tax) on any item purchased within the survey year regardless whether the item was purchased through installments. In contrast, outlays only capture what was actually paid toward that item during the survey period. So, if there were only four out of 20 installment payments made during the survey period, only those four payments are captured.

Unlike expenditures, outlays also capture mortgage principal payments, payments on second mortgages, and payments on home equity loans. Both expenditures and outlays capture interest on the first mortgage among homeowners and rent, utilities, and other housing expenses among renters. The merit of expenditures for use of state guidelines is that it excludes mortgage principal payments. This is consistent with property settlements that have historically addressed equity in the home as part of the divorce settlement. The merit

¹³ David M. Betson (2001). "Chapter 5: Parental Expenditures on Children," in Judicial Council of California, *Review of Statewide Uniform Child Support Guidelines*, San Francisco, California.

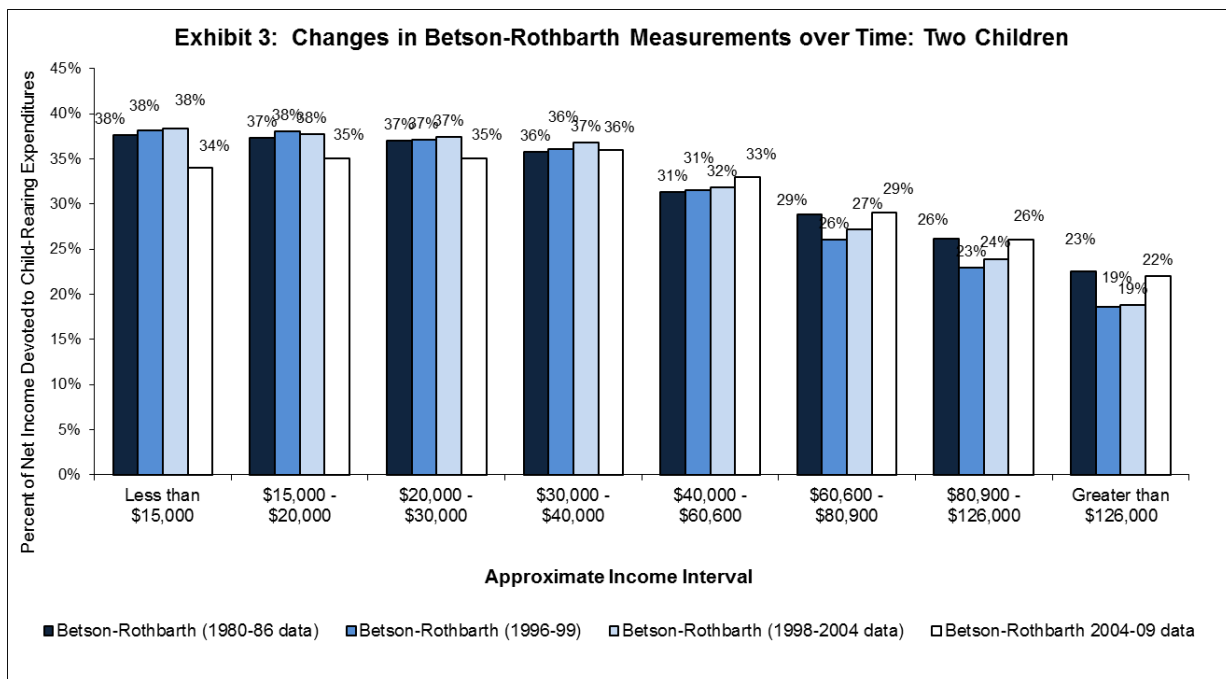
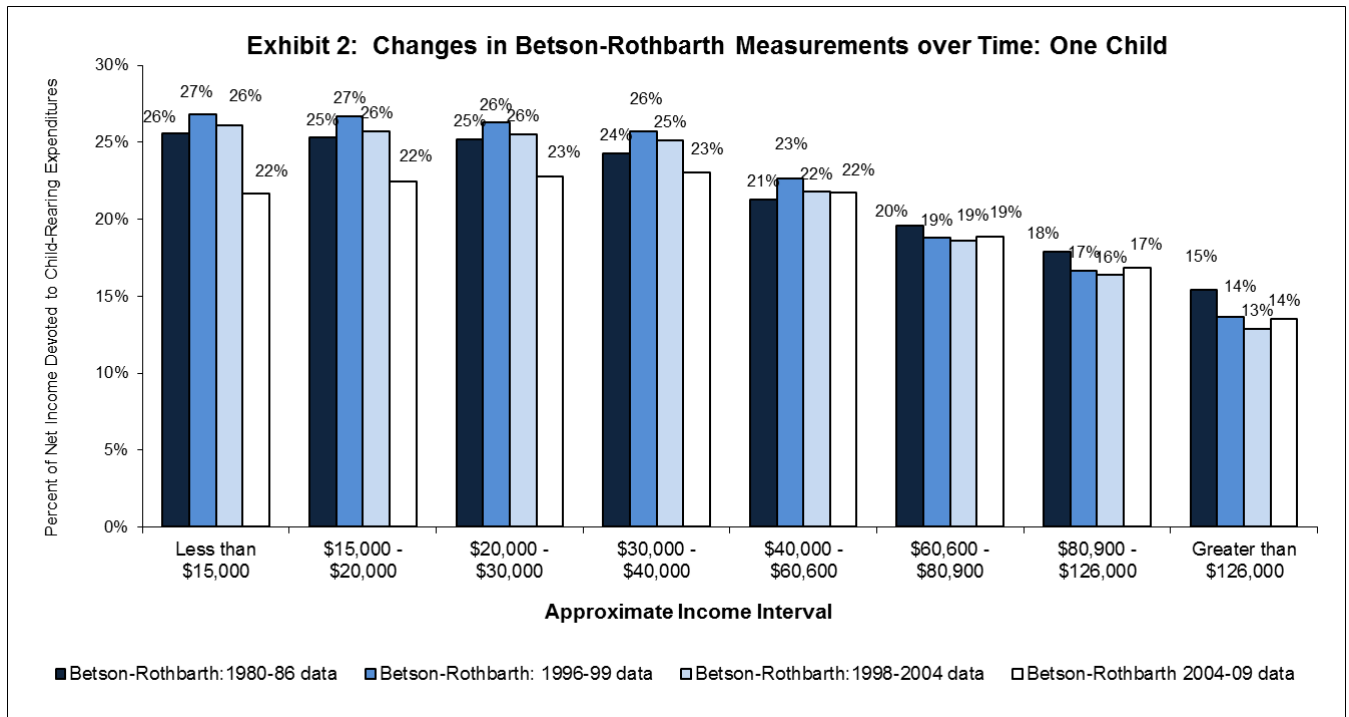
¹⁴ David M. Betson (2006). "Appendix I: New Estimates of Child-Rearing Costs" in PSI, *State of Oregon Child Support Guidelines Review: Updated Obligation Scales and Other Considerations*, Report to State of Oregon, Policy Studies Inc., Denver, Colorado.

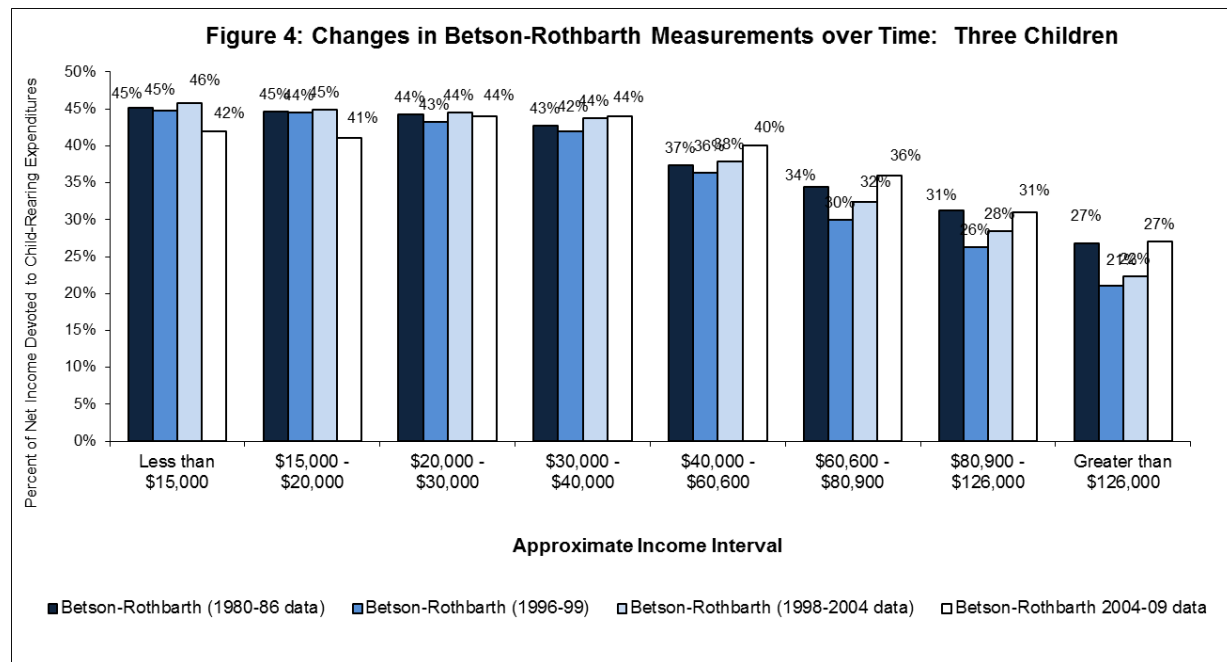
of outlays for use in state guidelines is it is a better reflection of actual family budgeting on a monthly basis.

The second difference is that Betson relied on a newly available measure of income developed by the Bureau of Labor Statistics, the organization that conducts the CES. The under-reporting of income is a problem inherent to most surveys. The new measure attempts to correct under-reporting, particularly at low incomes. The problem was identified from findings from earlier CES that revealed that many low-income families spend considerably more than what they report as income. The new measurement essentially bumps income up for some families, hence reducing the percentage of their income spent on child rearing.

Exhibits 2, 3 and 4 compare BR measurements over time for a range of after-tax income for one, two and three children, respectively. The Exhibits show that families devote a smaller proportion of income to child-rearing expenditures as income rises. The Exhibits also show that BR4 produces smaller amounts at low-incomes and larger amounts at high-incomes than earlier BR measurements. The decrease at low-incomes may be attributable to the refinement to the income measurement, while the increase at high-income may be attributable to the use of outlays since higher income families are more likely to have more and larger installment payments.

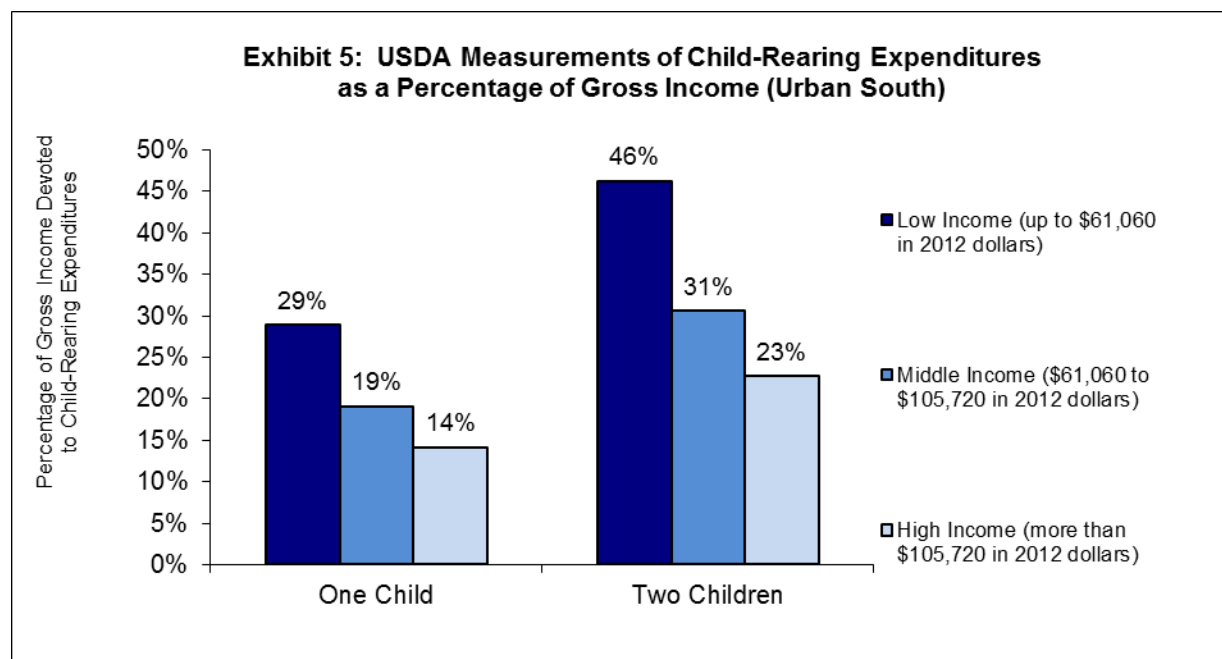
Six states (*i.e.*, Colorado, North Carolina, Rhode Island, Vermont, Virginia, and Wyoming) rely on the most recent Betson-Rothbarth (BR4) measurements, 13 other states rely on BR3 measurements, and 10 states, including Georgia, rely on older BR measurements.





USDA Study

Another credible and popular study of child-rearing expenditures is the United States Department of Agriculture (USDA) study, which is updated annually. The USDA estimates child-rearing expenditures individually for several expenditure categories (e.g., food, transportation, housing), then adds them to develop a total. Only one state (Minnesota) relies on the USDA measurements as the basis of its child support guidelines. The USDA study is considered the upper bound of current measurements of child-rearing expenditures. The most recent USDA study is for 2012 and it found that average child-rearing expenses are \$9,033 to \$21,002 for the youngest child in a two-child family in the Urban South depending on family income and child age. The USDA finds that child-rearing expenditures are higher in high-income families and for older children. Exhibit 5 converts the USDA measurements to a percentage of gross income and compares them for one and two children at low, middle, and high incomes. Like the BR measurements, it suggests that higher income families devote a smaller percentage of their income to child-rearing expenditures.



New Jersey Study

In 2013, New Jersey updated its guidelines using a study that was conducted by a Rutgers University professor applying the Rothbarth methodology. However, it produced very different results from the BR measurements. It generally shows that the percentage expended on one child is not much more than the BR measurement for one child. The Rutgers study also suggests that two children do not cost much more than one child (*i.e.*, the amount allocated for two children is about 10 percent more than the amount allocated for one child based on the New Jersey study).¹⁵ The Rutgers study considers expenditures data from a larger time period (2000 – 2011), made an adjustment to reflect New Jersey’s higher incomes, and also considers single-parent families and families with more than two adults living in the household while the BR studies consider dual-parent families only.

DATA SOURCE OF THE ESTIMATES

All of the economists of the studies cited above estimated child-rearing expenditures from the Consumers Expenditures Survey (CES) that is administered by the Bureau of Labor Statistics (BLS). Economists use the CES because it is the most comprehensive and detailed survey conducted on household expenditures and consists of a large sample. The CES surveys about 6,000 households per quarter on expenditures, income, and household characteristics (*e.g.*, family size). Households remain in the survey for five consecutive quarters, with households rotating in and out each quarter. Most economists use three or four quarters of expenditures data for a surveyed family. This means that family expenditures

¹⁵ Jane C. Venohr (2013) “Child Support Guidelines and Guidelines Reviews: State Differences and Common Issues,” *Family Law Quarterly*, vol. 43, no. 3 (Fall 2013).

are averaged for about a year rather than over a quarter, which may not be as reflective of typical family expenditures.

The BLS designed the CES to produce a nationally representative sample and samples representative of the four regions (Midwest, Northeast, South, and West). The sample sizes for each state, however, are not large enough to estimate child-rearing costs for families within a state. We know of no state that has seriously contemplated conducting a survey similar to the CES at a state level. The costs and time requirements would be prohibitive.

Specific Consumption Items

The CES asks households about expenditures on over a hundred detailed items. Exhibit 6 shows the major categories of expenditures captured by the CES. It includes the purchase price and sales tax on all goods purchased within the survey period. In recent years, the CES has added another measure of “expenditures” called “outlays.” The key difference between CES’s key measure of expenditures and its alternative expenditures measure, outlays, is that outlays essentially include installment plans on purchases, mortgage principal payments, and payments on home equity loans, while expenditures do not. To illustrate the difference, consider a family who purchases a home theatre system during the survey period, puts nothing down, and pays for the home theatre system through 36 months of installment payments. The expenditures measure would capture the total purchase price of the home theatre system. The outlays measure would only capture the installment payments made in the survey period.

Mortgage Payments

Outlays include mortgage principal payments, payments on second mortgages and home equity payments, which is what the 2010 Betson-Rothbarth measurement considers. The CES traditional measure of expenditures does not consider these outlays. The merit of using expenditures, which does not include mortgage principal payments, is that any equity in the home should be considered part of the property settlement and not part of the child support payments. The limitations are that not all families have substantial equity in their homes and some families have second mortgages or home equity loans that further reduce home equity. The merit of using outlays is that it is more in line with family budgeting on a monthly basis in that it considers the entire mortgage payment including the amounts paid toward both interest and principal, and the amount paid toward a second mortgage or home equity loan if there is such a payment. Both measures include payment of the mortgage interest, rent among households dwelling in apartments, utilities, property taxes, and other housing expenses as indicated in the above table. As shown in Exhibit 6, housing-related items

comprise the largest share of total family expenditures. Housing expenses compose about 40 percent of total family expenditures.¹⁶

Exhibit 6: Partial List of Expenditure Items Considered in the BLS, the Data Source Used to Estimate Child-Rearing Expenditures	
Housing	Rent paid for dwellings, rent received as pay, parking fees, maintenance, and other expenses for rented dwellings; and interest on mortgages, interest on home equity loans and lines of credit, property taxes and insurance, refinancing and prepayment charges, ground rent, expenses for property management and security, homeowners' insurance, fire insurance and extended coverage, expenses for repairs and maintenance contracted out, and expenses of materials for owner-performed repairs and maintenance for dwellings used or maintained by the consumer unit. Also includes utilities, cleaning supplies, household textiles, furniture, major and small appliances and other miscellaneous household equipment (tools, plants, decorative items).
Food	Food at home purchased at grocery or other food stores, as well as meals, including tips, purchased away from home (e.g., full-service and fast-food restaurant, vending machines).
Transportation	Vehicle finance charges, gasoline and motor oil, maintenance and repairs, vehicle insurance, public transportation, leases, parking fees, and other transportation expenditures.
Entertainment	Admission to sporting events, movies, concerts, health clubs, recreational lessons, television/radio/sound equipment, pets, toys, hobbies, and other entertainment equipment and services.
Apparel	Apparel, footwear, uniforms, diapers, alterations and repairs, dry cleaning, sent-out laundry, watches, and jewelry.
Other	Personal care products, reading materials, education fees, banking fees, interest paid on lines of credit, and other expenses.

Transportation and Vehicle Payments

As shown in Exhibit 7, transportation expenses account for about one-fifth of total family expenditures. In the category of “transportation,” the CES includes net vehicle outlays, vehicle finance charges, gasoline and motor oil, maintenance and repairs, vehicle insurance, public transportation expenses, and vehicle rentals, leases, licenses, and other charges. The net vehicle outlay is the purchase price of a vehicle less the trade-in value. Net vehicle outlays account for about 36 percent of all transportation expenses and six percent of total household expenditures among families with children in the CES.¹⁷ Net vehicle outlays are an important consideration when measuring child-rearing expenditures because the family’s use of the vehicle is often longer than the survey period.

There are three different approaches to the treatment of net vehicle outlays when estimating child-rearing expenditures. Betson excludes net vehicle outlays in his earlier estimates that consider expenditures because including them does not reflect that the vehicle can be sold again later after the survey period. In contrast, Betson’s 2010 estimates that consider outlays capture vehicle payments made over the survey period. The USDA, which relies on expenditures, includes all transportation expenses including net vehicle outlays. There are some advantages and disadvantages to each approach. Excluding it makes sense when the vehicle may be part of the property settlement in a divorce. An alternative to that would be to include a value that reflects depreciation of the vehicle over time, but that information is

¹⁶ Mortgage principal payments comprise about 5 percent of gross income among two-parent families with children less than 18 years old. Calculated from BLS, *Table 5. Composition of consumer unit: Average annual expenditures and characteristics, Consumer Expenditure Survey, 2013.*

¹⁷ Bureau of Labor Statistics, *Table 5: Composition of consumer unit: Average annual expenditures and characteristics, Consumer Expenditures Survey 2012.*

not available. Including the entire net vehicle outlay when expenditures are used as the basis of the estimate likely overstates depreciation. When the basis of the estimates is outlays, it includes only vehicle installment payments rather than net vehicle outlays. This effectively avoids the issues of vehicle equity and depreciation.

Exhibit 7: Composition of Average Spending by Families (adopted from Betson 2010)				
Expenditure Category	Childless Couple	One Child	Two Children	Three or More Children
Total Annual Outlays	\$51,428	\$55,968	\$59,096	\$49,491
Budget Share (Percentage of Total Outlays)				
Food	15.7%	16.0%	16.8%	18.3%
Housing	37.9%	41.2%	41.4%	40.9%
Apparel	2.6%	3.1%	3.2%	3.6%
Transportation	20.3%	19.9%	19.0%	18.4%
Entertainment	7.2%	6.4%	6.8%	6.3%
Healthcare	6.1%	5.3%	5.3%	4.6%
Personal Care	.7%	.6%	.6%	.5%
Education and Reading	1.9%	1.8%	1.7%	1.7%
Miscellaneous	7.6%	5.7%	5.2%	5.7%

Other Adjustments to the CES

Betson also excludes other expenditure items captured by the CES because they are obviously not child-rearing expenses. Specifically, he excludes contributions by family members to Social Security and private pension plans, and cash contributions made to members outside the surveyed household. The USDA also excludes these expenses from its estimates of child-rearing expenditures.

Net Income

Gross and net incomes are reported by families participating in the CES. The difference between gross and net income is taxes. In fact, the CES uses the terms “income before taxes” and “income after taxes” instead of gross and net income. Income before taxes is the total money earnings and selected money receipt. It includes wages and salary, self-employment income, Social Security benefits, pensions income, rental income, unemployment compensation, workers’ compensation, veterans’ benefits, public assistance, and other sources of income. Income and taxes are based on self-reports and not checked against actual records.

The BLS has concerns that income may be underreported in the CES. Although underreporting of income is a problem inherent to surveys, the BLS is particularly concerned because expenditures exceed income among low-income households participating in the CES. The BLS does not know whether the cause is underreporting of income or that low-income households are actually spending more than their incomes because of an unemployment spell, the primary earner is a student, or the household is otherwise withdrawing from its savings. In an effort to improve income information, the BLS added and revised income questions in 2001. The new questions impute income when households

do not report income. The 2010 Betson-Rothbarth measurements rely on these new questions. Previous Betson measurements do not.

The Relationship of Expenditures to Income

The BLS also does not include changes in net assets or liabilities as income or expenditures. In all, the BLS makes it clear that reconciling differences between income and expenditures and precisely measuring income are not parts of the core mission of the CES. Rather, the core mission is to measure and track expenditures. The BLS recognizes that at some low-income levels, the CES shows that total expenditures exceed after-tax incomes, and at very high incomes, the CES shows total expenditures are considerably less than after-tax incomes. However, the new income questions used by the BLS ameliorate some of this perceived anomaly at low incomes. The consideration of outlays rather than expenditures at high incomes lessens some of the perceived anomaly at high incomes.

In developing child support tables, a long-standing assumption has been that at higher incomes the difference between after-tax income and expenditures is a **form of “savings.”** This includes traditional savings (*i.e.*, deposits into a bank account) and other contributions to family wealth such as mortgage principal payments, which are included in CES measurement of expenditures but not in the CES measurement of outlays. For example, according to the most recent CES, high-income households (*i.e.*, households with incomes over \$150,000 per year), the ratio of expenditures to after-tax income is 53 percent.¹⁸ This suggests a **considerable amount of “savings.”**

A high level of “savings” seems to contradict reports about the national savings rate being low. However, economists calculate the national savings rate using a different methodology.¹⁹ Some of the differences concern the treatment of housing and medical expenses. When calculating the national savings rate, economists define savings to be the difference between disposable income and consumption. In defining consumption, economists impute the rental value of housing to homeowners even though the rental value may exceed the mortgage payment. Similarly, economists impute the value of all medical services received even though there was insurance coverage and the family incurred no out-of-pocket expense. These imputed values increase consumption considerably and hence, reduce the national savings rate. In fact, the escalating cost of health services contributes significantly to the declining national savings rate.²⁰

¹⁸ Calculated from BLS, *Table 2301. Higher income before taxes: Average annual expenditures and characteristics, Consumer Expenditure Survey, 2013*. Downloaded on June 25, 2014 from <http://www.bls.gov/cex/tables.htm>.

¹⁹ More information about this difference can be found in California’s guidelines review report (Judicial Council, 2006).

²⁰ *Ibid.*

Section III: Assessing the Schedule

This section compares the existing Georgia Schedule of Basic Child Support Obligations to the current economic evidence on the cost of raising children. It also includes comparisons of the Georgia schedule to those of neighboring states.

COMPARISONS TO CURRENT STUDIES

The current economic evidence on the cost of raising children consists of three studies (*i.e.*, the most recent Betson-Rothbarth measurements—BR4, the New Jersey-Rothbarth measurements, and the USDA study). Each of these studies was discussed in greater detail in the previous section. For comparative purposes, the USDA and BR4 measurements were updated to 2014 price levels. Because of data limitations, the New Jersey-Rothbarth measurements, which are stated in 2012 price levels, cannot be updated to 2014 price levels. Nonetheless, the comparisons to the New Jersey-Rothbarth measurements are still illustrative. The USDA measurements relate to gross income so need no further adjustment. The BR4 and New Jersey-Rothbarth measurements were converted to gross income using 2014 federal and Georgia tax rates and FICA.²¹ The conversions relied on the same tax assumptions about tax filing status that were used to develop the Georgia schedule in 2005.

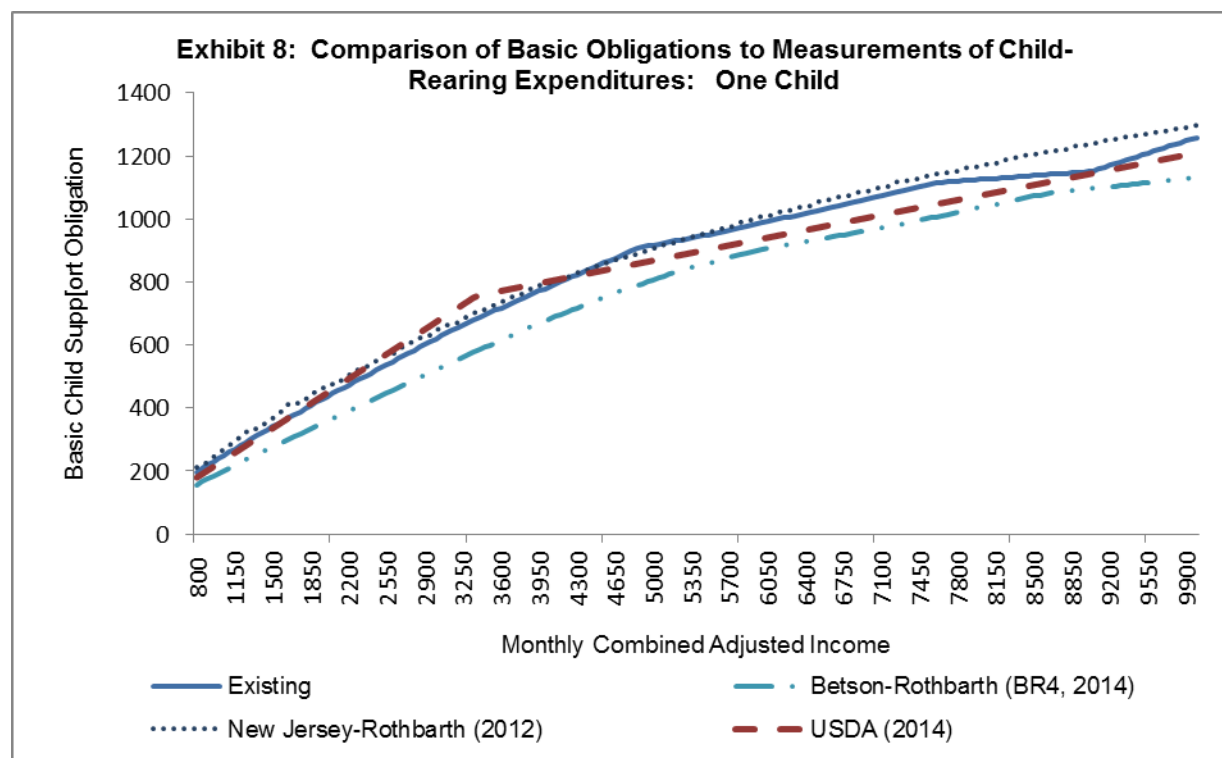
Exhibits 8, 9 and 10 provide graphical comparisons of the Georgia schedule to these measurements for one, two and three children, respectively. Based on the Georgia case file data, 67 percent of orders cover one child, 23 percent of orders cover two children, 10 percent cover three children, and less than 1 percent of orders cover four or more children. This reflects the number of children on the order while the parent may have more children with other partners.

The graphs consider combined adjusted gross incomes of \$800 to \$10,000 per month. The graphs compare basic obligations, which is the amount owed by *both* parents. Among other things, the final child support order would consider the obligor's prorated share. Appendix A provides side-by-side comparisons of the existing Georgia schedule to BR4- and USDA-based schedules. A New Jersey-Rothbarth-based schedule is not included in the tabular comparisons because it would not be appropriate for Georgia since the New Jersey amounts are adjusted for New Jersey's incomes and New Jersey has some of the highest incomes in the nation.

Exhibit 8 shows that at low to middle incomes (*i.e.*, combined adjusted incomes of \$800 to \$4,300 per month), the existing Georgia schedule is generally between the USDA measurement and the BR4 measurements for one child. This suggests for this income range,

²¹ The federal and FICA tax withholding formulas are provided in IRS (2014) Circular E: Employer's Tax Guide. The IRS employer withholding formula is the same for single persons as it is for heads of household. Georgia tax rates were retrieved from the Georgia Department of Revenue, *Employers Tax Guide* (June 2014) at: https://etax.dor.ga.gov/taxguide/WH%20Employers%20Tax%20Guide_06052014.pdf.

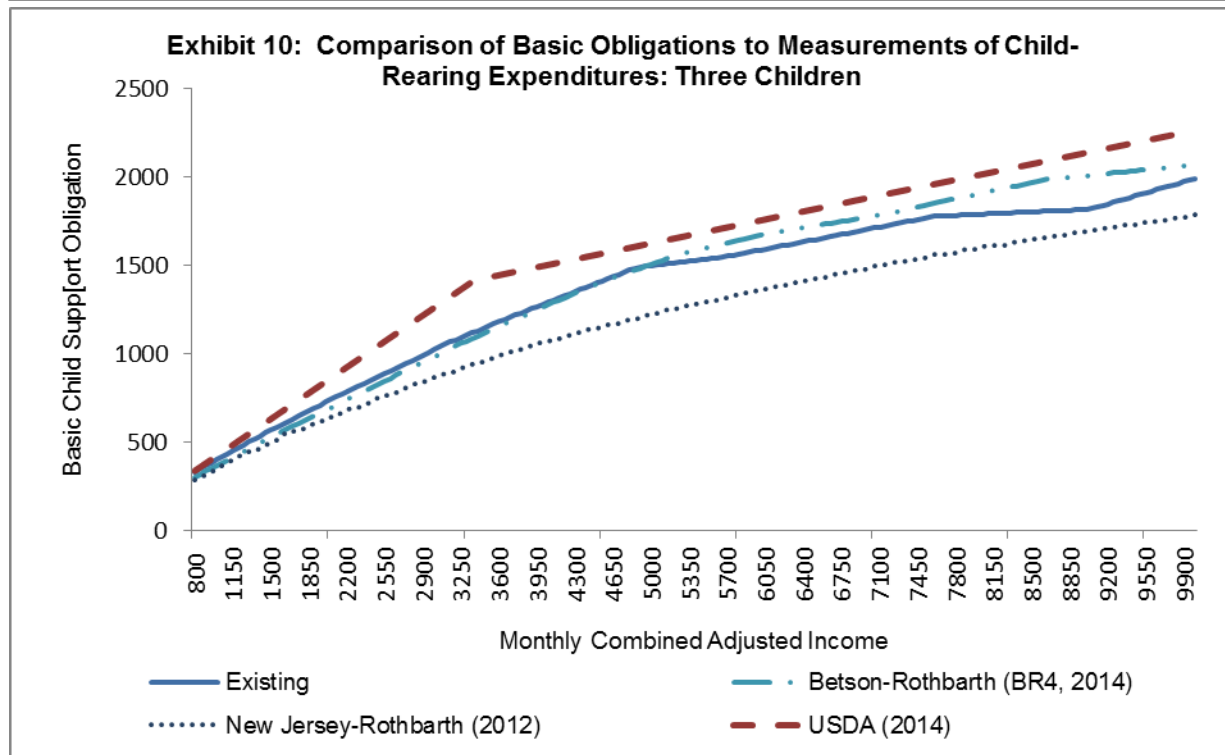
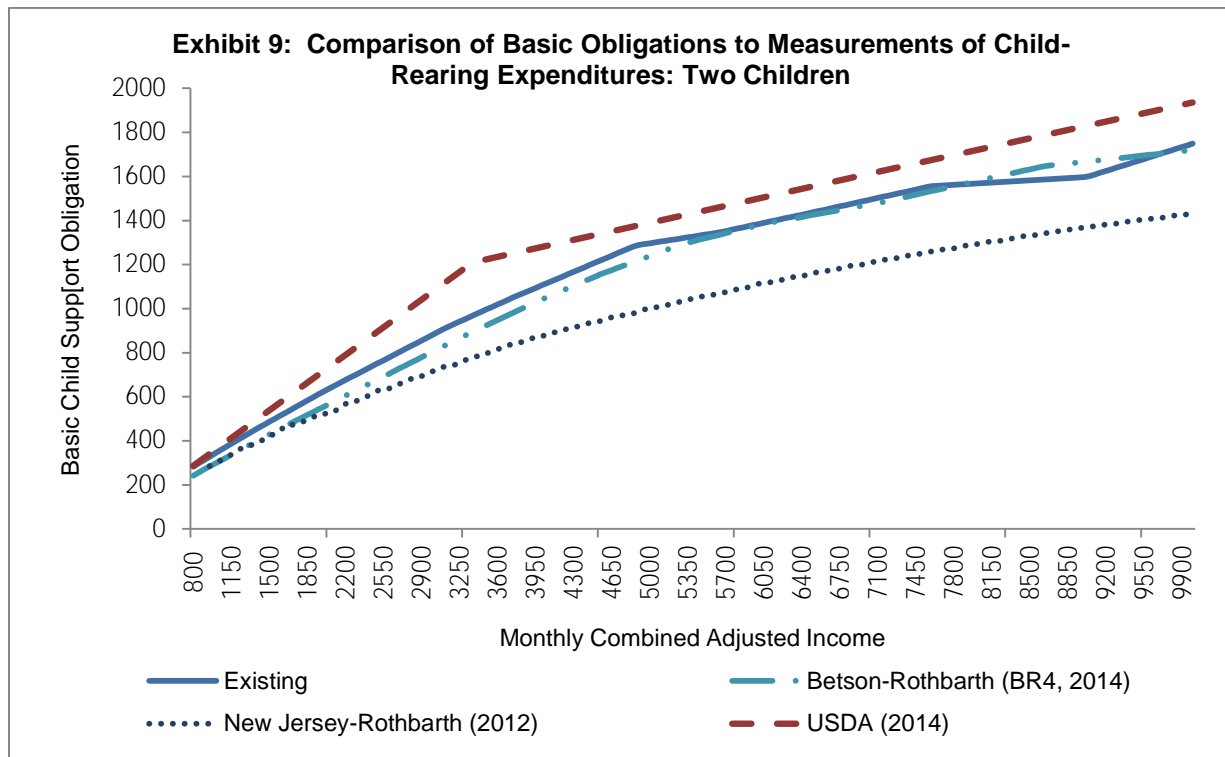
the Georgia schedule is appropriate. For incomes above \$4,300, however, the Georgia schedule is above the USDA measurements, but not above the New Jersey-Rothbarth measurements. The USDA is considered the current upward bound. Previously, Engel estimates were considered the upper bound. It is not known how a current Engel measurement would compare to the current USDA measurement. It is not clear why the New Jersey-Rothbarth measurements are considerably more than the BR4 measurements for one child. The pattern, however, does not hold true for two or more children.



For two and three children, the patterns differ from those for one child. Exhibits 9 and 10 show that the existing schedule tracks fairly closely to BR4 measurements at low to middle incomes. For two children, the existing schedule also tracks closely to the BR4 measurements from middle to high incomes. For three children, the BR4 measurements are actually more than the existing schedule at higher incomes. Nonetheless, for all income ranges, the existing schedule amounts for both two and three children are less than the USDA measurements and more than the New Jersey-Rothbarth measurements.

The patterns of the New Jersey-Rothbarth measurements for one child relative to the patterns for two and three children illustrate an anomaly with the measurement. New Jersey found that two children essentially cost about 10 percent more than one child. Other studies generally find that two children are 40 to 60 percent more.²²

²² Judicial Council of California (2011). *Review of the Statewide Uniform Child Support Guidelines: 2010*, Administrative Office of the Courts, San Francisco, California. (page 13).



COMPARISONS: CASE EXAMPLES

The case examples compare the existing schedule to those of Alabama, Florida, North Carolina and Tennessee. Like Georgia, all of these states are based on the income shares guidelines model. Although South Carolina is also a neighboring state, it is excluded because its **schedule is similar to Alabama's schedule**. Both South Carolina and Alabama are based on BR3 measurements of child-rearing expenditures that were re-aligned to consider the below-average income of each of these states. Tennessee and North Carolina are based on the BR2 and BR4 measurements of child-rearing expenditures, respectively. If Georgia would adopt a schedule based on the BR4, it would produce amounts similar to those of North Carolina. Florida is based on the Espenshade-Engel measurements of child-rearing expenditures and has not been updated for almost 20 years. All of these state guidelines are based on gross income except for the Florida guidelines. The Florida schedule is converted to gross income using 2014 federal and Georgia income tax rates and FICA. There are no childcare expenses, medical expenses or other factors in these case scenarios.

The comparisons consider median income by educational attainment of Georgia workers. The data are from the 2012 Census American Community Survey. There are five levels of educational attainment considered:

- less than a high school degree²³
- high school graduate or GED²⁴
- some college or associate's degree²⁵
- Bachelor's degree;²⁶ and
- Graduate or professional degree.²⁷

It is assumed that the custodial parent is female and the nonresidential parent is male.²⁸

As shown in Exhibits 11, 12 and 13 (which consider one, two, and three children, respectively), the Georgia schedule generally produces higher support awards than its neighboring states. This is because the Georgia schedule is based on the average of the Betson-Rothbarth and Betson-Engel measurements of child-rearing expenditures, while most neighboring states are based on the Betson-Rothbarth measurements only. Florida is the exception. The Florida schedule produces higher amounts for some case scenarios involving more than one child at higher incomes. This is because the Florida schedule is based on an older set of Engel measurements and the amounts for higher incomes in the Florida schedule were likely extrapolated from the old measurements because there was insufficient data then to estimate child-rearing expenditures for higher incomes. An inherent weakness to extrapolated numbers is they are not always correct.

²³\$21,507 per year for males and \$14,466 for females.

²⁴\$29,989 per year for males and \$20,855 for females.

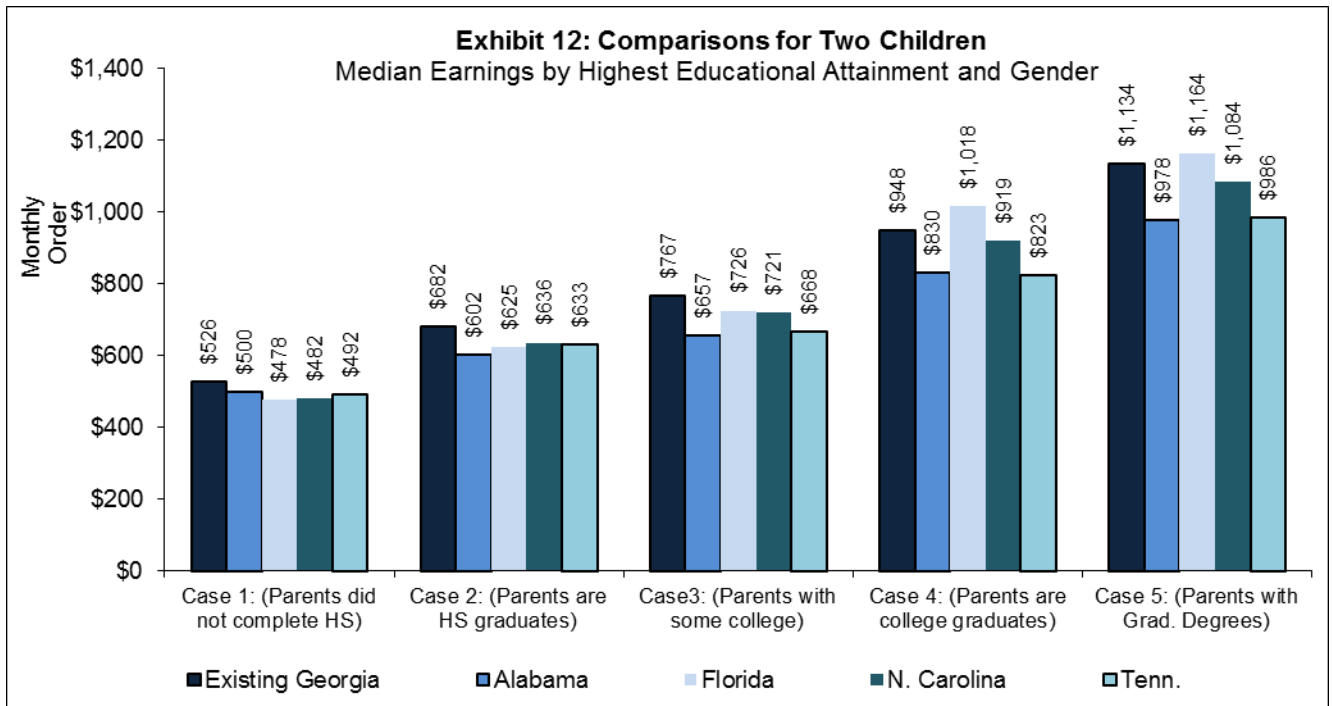
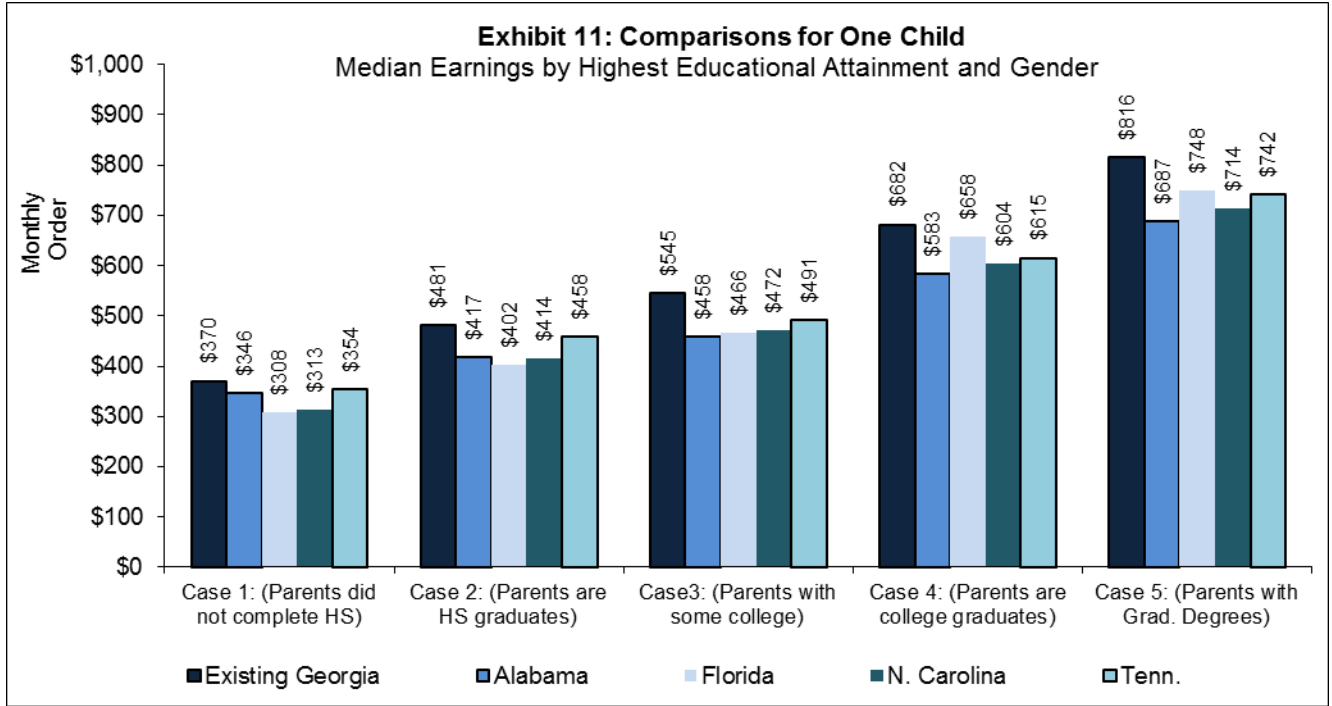
²⁵\$37,014 per year for males and \$26,630 for females.

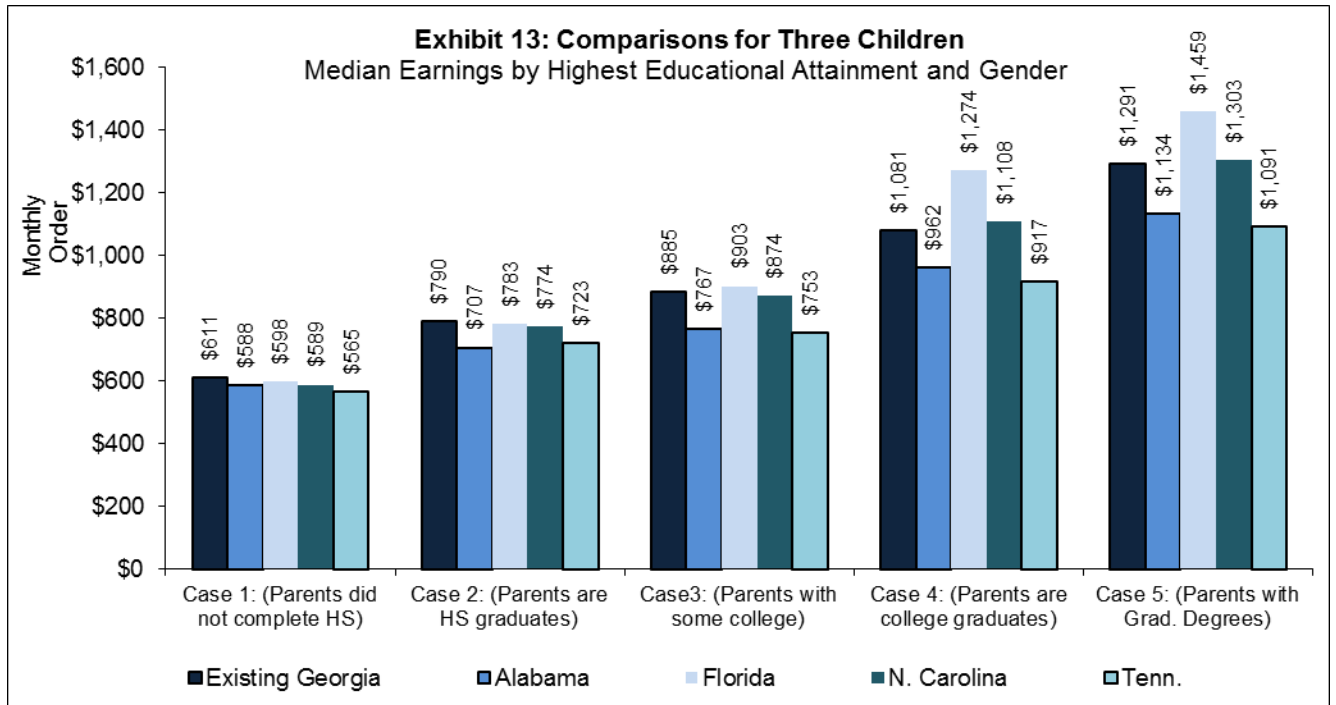
²⁶\$60,407 per year for males and \$40,193 for females.

²⁷\$79,703 per year for males and \$51,849 for females.

²⁸According to national data, over 80 percent of custodial parents are females.

Although Alabama, North Carolina, and Tennessee are each based on Betson-Rothbarth measurements, they differ. They are not based on the same BR study, they do not consider the same tax rates, and each were last updated in different years, so consider different price levels.





Section III: Summary and Conclusions

Georgia is currently reviewing its child support guidelines including its Schedule of Basic Child Support Obligations. The schedule is based on economic data available in 2005 and the average of two measurements of child-rearing expenditures: one measured using the “Rothbarth” methodology and the other using the “Engel” methodology. An economic methodology is used to separate the child’s share of expenditures from total family expenditures. Economists generally believe that the Rothbarth methodology understates actual child-rearing expenditures and the Engel methodology overstates actual child-rearing expenditures. Georgia’s intent in using the average was its closeness to the actual amount expended for children.

There are generally three credible methodologies for measuring child-rearing expenditures used by states for their guidelines schedules and formulas and/or guidelines reviews. They are the Engel methodology, Rothbarth methodology, and USDA methodology. The Engel and Rothbarth methodologies both separate child and adult expenditures using a marginal cost approach that essentially compares expenditures between two equally well-off families: (a) married couples with children, and (b) married couples of child-rearing age without children. The difference in expenditures between these two families is deemed to be child-rearing expenditures. The Engel methodology uses food shares to define equally well-off families, whereas the Rothbarth methodology uses expenditures on adult goods (*e.g.*, adult clothing). The USDA estimates child-rearing expenditures individually for several expenditure categories (*e.g.*, food and clothing), then adds them to develop a total. For example, the child’s food costs are measured using the food plans developed by the USDA.

Since the Georgia schedule was developed in 2005, three new credible studies of child-rearing expenditures have been conducted. This includes two studies using the Rothbarth methodology and the USDA study, which is updated annually. There have been no new Engel studies.

In general, the Georgia schedule is within range of the measurements of child-rearing expenditures produced by these three studies. This suggests that the Georgia schedule amounts are appropriate. When the Georgia schedule is compared to those of neighboring states, however, the Georgia schedule is relatively high. This is because most of the neighboring states use the lower bound of the range of credible measurements of child-rearing expenditures.

References

- American Community Survey (2012). U.S. Census, Washington, D.C. Data available at: <http://www.census.gov>.
- Barnow, Burt S. (1994). "The Economic Studies of Expenditures on Children and Their Relationship to Child Support Guidelines," *Child Support Guidelines: The Next Generation*, U.S. Department of Health and Human Services, Administrative for Children and Families, Office of Child Support Enforcement, Washington, D.C.
- Betson, David M. (2010). "Appendix A: Parental Expenditures on Children." in Judicial Council of California, *Review of Statewide Uniform Child Support Guideline*. San Francisco, California.
- Betson, David M. (2006). "Appendix I: New Estimates of Child-Rearing Costs in *State of Oregon Child Support Guidelines Review: Updated Obligation Scales and Other Considerations*, Report to State of Oregon, Prepared by Policy Studies Inc., Denver Colorado.
- Betson, David M. (2001). "Chapter 5: Parental Expenditures on Children." in Judicial Council of California, *Review of Statewide Uniform Child Support Guideline*. San Francisco, California.
- Betson, David M. (1990). *Alternative Estimates of the Cost of Children from the 1980-86 Consumer Expenditure Survey*. Report to U.S. Department of Health and Human Services, Office of the Assistant Secretary for Planning and Evaluation. University of Wisconsin Institute for Research on Poverty, Madison, Wisconsin.
- Bucks, Brian, et al. "Changes in U.S. Family Finances from 2004 to 2007: *Evidence from the Survey of Consumer Finance*," **Federal Reserve Bulletin** (February 2009).
- Citro, Constance F. and Robert T. Michael, Editors (1995). *Measuring Poverty: A New Approach*. National Academy Press. Washington, D.C.
- Cohen, Gary (June 26, 2013). "Guidance on Hardship Exemption Criteria and Special Enrollment Periods." [Online.] Center for Consumer Information and Insurance Oversight, Centers for Medicare and Medicaid Services, U.S. Department of Health and Human Services,
- Espenshade, Thomas J. (1984). *Investing in Children: New Estimates of Parental Expenditures*. Urban Institute Press: Washington, D.C.

Federal Office of Child Support Enforcement. (2014). *Preliminary Report to Congress: FY2013*. Washington, D.C.: Federal Office of Child Support Enforcement.

Grall, Timothy, (2011), “Custodial Mothers and Fathers and Their Child Support: 2009,” Current Population Reports, P60-240, Washington, D.C. (December 2011). Retrieved from <http://www.census.gov/prod/2011pubs/p60-240.pdf>

Judicial Council of California (2006). *Review of the Statewide Uniform Child Support Guidelines: 2006*, Administrative Office of the Courts, San Francisco, California.

Judicial Council of California (2011). *Review of the Statewide Uniform Child Support Guidelines: 2011*, Administrative Office of the Courts, San Francisco, California.

Lewin/ICF (1990). *Estimates of Expenditures on Children and Child Support Guidelines*. Report to U.S. Department of Health and Human Services, Office of the Assistant Secretary for Planning and Evaluation. Fairfax, Georgia.

Lino, Mark (2013) *Expenditures on Children by Families: 2012 Annual Report*. U.S. Department of Agriculture, Center for Nutrition and Policy Promotion. Miscellaneous Publication No. 1528-2012, Washington, D.C.

National Center for State Courts (1987). *Development of Guidelines for Child Support Orders*, Final Report. Report to U.S. Department of Health and Human Services, Office of Child Support Enforcement, Williamsburg, Georgia.

New Jersey Child Support Institute (March 2013). *Quadrennial Review: Final Report*, Institute for Families, Rutgers, the State University of New Jersey, New Brunswick, NJ. Available at: http://www.judiciary.state.nj.us/reports2013/F0_NJ+QuadrennialReview-Final_3.22.13_complete.pdf

Rothbarth, Erwin (1943). “Appendix 4: Notes on a Method of Determining Equivalent Income for Families of Different Composition.” in Charles Madge (editor), *War-Time Pattern of Spending and Saving*. National Institute for Economic and Social Research, Cambridge University Press.

U.S. Bureau of Labor Statistics (2013). *Consumer Expenditure Survey*. Details available at: www.bls.gov/cex/home.html

U.S. Department of Health and Human Services, Agency of Healthcare Research and Quality (AHRQ) 2011 National Medical Expenditures Survey

<http://www.meps.ahrq.gov/mepsweb/>

van der Gaag, Jacques (1981). *On Measuring the Cost of Children*. Discussion Paper 663-81. University of Wisconsin Institute for Research on Poverty, Madison, Wisconsin.

Venohr, Jane C. (2013) “Child Support Guidelines and Guidelines Reviews: State Differences and Common Issues,” *Family Law Quarterly*, vol. 43, no. 3 (Fall 2013).

Venohr, Jane C. (2013) ”Medical Support in Today's Child Support Guidelines and the Affordable Care Act.” *CommuniQue*, National Child Support Enforcement Association, Washington, D.C. (Dec. 2013).

Venohr, Jane C. (2010) *Basis of an Updated Child Support Schedule for North Carolina*, Report to the North Carolina Administrative Office of the Courts, Center for Policy Research, Denver, CO.

Venohr, Jane C. (2010) *Basis of an Updated Child Support Schedule for Georgia*, Report to the Georgia Administrative Office of the Courts, Center for Policy Research, Denver, CO.

Appendix: Side-by-Side Comparisons



Combined Adjusted Income	One Child							Two Children							Three Children						
	Schedule			\$ Difference		% Difference		Schedule			\$ Difference		% Difference		Schedule			\$ Difference		% Difference	
	Existing	BR4	USDA	BR4	USDA	BR4	USDA	Existing	BR4	USDA	BR4	USDA	BR4	USDA	Existing	BR4	USDA	BR4	USDA	BR4	USDA
800	197	156	179	-41	-18	-21.0%	-9.0%	283	242	287	-41	4	-14.6%	1.4%	330	297	336	-33	6	-10.0%	1.9%
850	208	166	191	-42	-17	-20.3%	-8.3%	298	257	305	-41	7	-13.9%	2.3%	347	315	357	-32	10	-9.2%	2.8%
900	218	174	202	-44	-16	-20.1%	-7.5%	313	270	323	-43	10	-13.7%	3.2%	364	331	378	-33	14	-9.0%	3.8%
950	229	183	213	-46	-16	-20.0%	-6.9%	328	283	341	-44	13	-13.5%	4.0%	381	348	399	-34	17	-8.8%	4.6%
1000	239	192	224	-48	-15	-19.9%	-6.2%	343	297	359	-46	16	-13.4%	4.7%	398	364	420	-34	21	-8.6%	5.3%
1050	250	200	235	-49	-14	-19.8%	-5.6%	357	310	377	-47	19	-13.2%	5.4%	415	380	441	-35	25	-8.5%	6.1%
1100	260	208	247	-52	-13	-19.9%	-5.1%	372	322	395	-50	23	-13.3%	6.1%	432	395	462	-37	29	-8.6%	6.8%
1150	270	217	258	-53	-12	-19.6%	-4.6%	387	336	413	-50	26	-13.0%	6.7%	449	412	483	-37	33	-8.2%	7.4%
1200	280	226	269	-55	-11	-19.5%	-4.1%	401	350	431	-52	29	-12.9%	7.3%	466	428	504	-38	37	-8.1%	8.0%
1250	291	234	280	-56	-11	-19.4%	-3.6%	416	363	448	-53	32	-12.8%	7.8%	483	445	525	-39	41	-8.0%	8.6%
1300	301	243	292	-58	-10	-19.3%	-3.2%	431	376	466	-55	36	-12.7%	8.3%	500	461	546	-40	45	-7.9%	9.1%
1350	311	252	303	-60	-9	-19.2%	-2.8%	445	389	484	-56	39	-12.6%	8.7%	517	477	567	-40	49	-7.8%	9.6%
1400	321	260	314	-61	-7	-19.0%	-2.2%	459	402	502	-57	43	-12.4%	9.4%	533	493	588	-40	55	-7.5%	10.2%
1450	331	269	325	-62	-6	-18.8%	-1.7%	473	416	520	-57	47	-12.1%	10.0%	549	509	609	-40	60	-7.3%	10.9%
1500	340	277	336	-63	-4	-18.6%	-1.2%	487	429	538	-58	52	-11.9%	10.6%	565	525	630	-40	65	-7.0%	11.5%
1550	350	286	348	-64	-3	-18.4%	-0.7%	500	442	556	-58	56	-11.7%	11.1%	581	541	651	-39	70	-6.8%	12.0%
1600	360	294	359	-65	-1	-18.2%	-0.3%	514	455	574	-59	60	-11.4%	11.7%	597	557	672	-39	75	-6.6%	12.6%
1650	369	302	370	-67	1	-18.1%	0.2%	528	468	592	-60	64	-11.4%	12.2%	612	572	693	-40	80	-6.5%	13.1%
1700	379	310	381	-69	2	-18.1%	0.6%	542	480	610	-62	68	-11.4%	12.6%	628	588	714	-41	85	-6.5%	13.6%
1750	389	318	392	-70	4	-18.1%	1.0%	555	492	628	-63	73	-11.3%	13.1%	644	603	735	-42	90	-6.4%	14.0%
1800	398	326	404	-72	5	-18.1%	1.3%	569	505	646	-64	77	-11.3%	13.5%	660	618	756	-42	96	-6.4%	14.5%
1850	408	334	415	-74	7	-18.0%	1.7%	583	517	664	-66	81	-11.3%	13.9%	676	633	777	-43	101	-6.4%	14.9%
1900	418	342	426	-75	8	-18.0%	2.0%	596	529	682	-67	85	-11.3%	14.3%	692	648	798	-44	106	-6.4%	15.3%
1950	427	350	437	-77	10	-18.0%	2.3%	610	542	700	-68	89	-11.2%	14.7%	708	663	819	-45	111	-6.3%	15.7%
2000	437	359	448	-78	11	-17.9%	2.6%	624	554	718	-70	94	-11.2%	15.0%	723	678	840	-45	116	-6.3%	16.1%
2050	446	367	460	-80	13	-17.8%	3.0%	637	567	735	-70	98	-11.1%	15.4%	739	693	861	-45	122	-6.1%	16.5%
2100	455	375	471	-81	15	-17.7%	3.4%	650	579	753	-71	103	-10.9%	15.9%	754	709	881	-45	128	-6.0%	17.0%
2150	465	383	482	-82	18	-17.6%	3.8%	663	592	771	-71	109	-10.7%	16.4%	769	724	902	-45	134	-5.8%	17.4%
2200	474	391	493	-83	20	-17.4%	4.1%	676	604	789	-71	114	-10.6%	16.8%	783	739	923	-44	140	-5.7%	17.9%
2250	483	399	505	-84	22	-17.3%	4.5%	688	617	807	-72	119	-10.4%	17.3%	798	754	944	-44	146	-5.5%	18.3%
2300	492	407	516	-85	24	-17.2%	4.8%	701	629	825	-72	124	-10.3%	17.7%	813	770	965	-44	152	-5.4%	18.7%
2350	501	416	527	-85	26	-17.1%	5.2%	714	642	843	-72	129	-10.1%	18.1%	828	785	986	-43	158	-5.2%	19.1%
2400	510	424	538	-86	28	-17.0%	5.5%	727	654	861	-73	134	-10.0%	18.5%	843	800	1007	-43	164	-5.1%	19.5%
2450	519	432	549	-87	30	-16.8%	5.8%	740	667	879	-73	139	-9.9%	18.9%	858	815	1028	-42	171	-5.0%	19.9%
2500	528	440	561	-88	32	-16.7%	6.1%	752	679	897	-73	145	-9.7%	19.2%	873	831	1049	-42	177	-4.8%	20.2%
2550	537	448	572	-89	34	-16.6%	6.4%	765	692	915	-73	150	-9.6%	19.6%	888	846	1070	-42	183	-4.7%	20.6%
2600	547	456	583	-90	36	-16.5%	6.7%	778	704	933	-74	155	-9.5%	19.9%	902	861	1091	-41	189	-4.6%	20.9%

Combined Adjusted Income	One Child							Two Children						Three Children							
	Schedule			\$ Difference		% Difference		Schedule			\$ Difference		% Difference		Schedule			\$ Difference		% Difference	
	Existing	BR4	USDA	BR4	USDA	BR4	USDA	Existing	BR4	USDA	BR4	USDA	BR4	USDA	Existing	BR4	USDA	BR4	USDA	BR4	USDA
2650	556	464	594	-91	39	-16.4%	6.9%	791	717	951	-74	160	-9.4%	20.2%	917	876	1112	-41	195	-4.5%	21.3%
2700	565	472	605	-92	41	-16.4%	7.2%	804	729	969	-74	165	-9.3%	20.5%	932	891	1133	-41	201	-4.4%	21.6%
2750	574	481	617	-93	43	-16.3%	7.4%	816	742	987	-75	170	-9.2%	20.8%	947	907	1154	-40	207	-4.3%	21.9%
2800	583	489	628	-94	45	-16.2%	7.7%	829	754	1005	-75	175	-9.1%	21.1%	962	922	1175	-40	213	-4.2%	22.2%
2850	592	497	639	-95	47	-16.1%	7.9%	842	767	1022	-75	180	-9.0%	21.4%	977	937	1196	-40	220	-4.1%	22.5%
2900	601	505	650	-96	49	-16.0%	8.1%	855	779	1040	-76	186	-8.9%	21.7%	992	952	1217	-39	226	-4.0%	22.8%
2950	611	513	661	-97	51	-16.0%	8.3%	868	792	1058	-76	191	-8.8%	22.0%	1006	967	1238	-39	232	-3.9%	23.0%
3000	620	521	673	-98	53	-15.9%	8.6%	881	804	1076	-77	196	-8.7%	22.2%	1021	983	1259	-39	238	-3.8%	23.3%
3050	629	529	684	-99	55	-15.8%	8.8%	893	817	1094	-77	201	-8.6%	22.5%	1036	998	1280	-38	244	-3.7%	23.6%
3100	638	538	695	-100	57	-15.7%	9.0%	906	829	1112	-77	206	-8.5%	22.7%	1051	1013	1301	-38	250	-3.6%	23.8%
3150	647	546	706	-101	59	-15.7%	9.2%	919	841	1130	-78	211	-8.4%	23.0%	1066	1028	1322	-38	256	-3.5%	24.1%
3200	655	554	718	-101	62	-15.5%	9.5%	930	854	1148	-76	218	-8.2%	23.4%	1079	1043	1343	-36	264	-3.3%	24.5%
3250	663	562	729	-101	66	-15.3%	9.9%	941	866	1166	-76	225	-8.0%	23.9%	1092	1057	1364	-34	273	-3.1%	25.0%
3300	671	569	740	-102	69	-15.1%	10.3%	952	877	1184	-75	232	-7.9%	24.3%	1104	1071	1385	-33	281	-3.0%	25.4%
3350	679	577	751	-102	72	-15.0%	10.7%	963	889	1202	-75	238	-7.7%	24.8%	1117	1085	1406	-32	289	-2.9%	25.9%
3400	687	585	758	-102	72	-14.8%	10.4%	974	901	1213	-74	239	-7.6%	24.5%	1130	1099	1419	-31	289	-2.7%	25.6%
3450	694	592	762	-102	67	-14.7%	9.7%	985	912	1218	-73	233	-7.4%	23.6%	1143	1113	1426	-30	283	-2.6%	24.8%
3500	702	600	765	-102	63	-14.6%	8.9%	996	924	1224	-73	227	-7.3%	22.8%	1155	1127	1432	-29	277	-2.5%	23.9%
3550	710	608	768	-102	58	-14.4%	8.2%	1008	935	1229	-72	222	-7.2%	22.0%	1168	1140	1438	-28	270	-2.4%	23.1%
3600	718	615	772	-102	54	-14.3%	7.5%	1019	947	1235	-72	216	-7.0%	21.3%	1181	1154	1445	-27	264	-2.3%	22.3%
3650	726	623	775	-103	49	-14.1%	6.8%	1030	959	1240	-71	211	-6.9%	20.5%	1194	1168	1451	-26	258	-2.1%	21.6%
3700	734	631	779	-103	45	-14.0%	6.1%	1041	970	1246	-70	205	-6.8%	19.7%	1207	1182	1458	-24	251	-2.0%	20.8%
3750	741	639	782	-103	41	-13.9%	5.5%	1051	982	1252	-70	200	-6.6%	19.0%	1219	1196	1464	-23	245	-1.9%	20.1%
3800	749	646	786	-103	37	-13.7%	4.9%	1062	993	1257	-68	195	-6.4%	18.4%	1231	1210	1471	-21	240	-1.7%	19.5%
3850	756	654	789	-102	33	-13.5%	4.3%	1072	1005	1263	-67	190	-6.3%	17.7%	1243	1224	1477	-19	234	-1.6%	18.8%
3900	764	662	793	-102	29	-13.3%	3.8%	1083	1018	1268	-65	185	-6.0%	17.1%	1255	1239	1484	-17	228	-1.3%	18.2%
3950	771	670	796	-102	25	-13.2%	3.2%	1093	1029	1274	-64	180	-5.9%	16.5%	1267	1252	1490	-15	223	-1.2%	17.6%
4000	779	677	799	-102	21	-13.1%	2.7%	1104	1040	1279	-64	175	-5.8%	15.9%	1280	1265	1497	-14	217	-1.1%	17.0%
4050	786	683	803	-103	17	-13.1%	2.1%	1114	1050	1285	-64	170	-5.8%	15.3%	1292	1278	1503	-13	211	-1.0%	16.4%
4100	794	690	806	-103	13	-13.0%	1.6%	1125	1061	1290	-64	165	-5.7%	14.7%	1304	1291	1509	-13	206	-1.0%	15.8%
4150	801	697	810	-104	9	-13.0%	1.1%	1135	1071	1296	-64	160	-5.6%	14.1%	1316	1304	1516	-12	200	-0.9%	15.2%
4200	809	704	813	-104	5	-12.9%	0.6%	1146	1082	1301	-64	155	-5.6%	13.6%	1328	1317	1522	-11	194	-0.8%	14.6%
4250	816	711	817	-105	1	-12.9%	0.1%	1156	1093	1307	-64	150	-5.5%	13.0%	1340	1329	1529	-11	189	-0.8%	14.1%
4300	824	718	820	-105	-3	-12.8%	-0.4%	1167	1103	1312	-64	145	-5.4%	12.5%	1352	1342	1535	-10	183	-0.7%	13.5%
4350	831	725	824	-106	-8	-12.8%	-0.9%	1177	1114	1318	-63	140	-5.4%	11.9%	1364	1355	1542	-9	177	-0.7%	13.0%
4400	839	732	827	-107	-12	-12.7%	-1.4%	1188	1124	1323	-63	135	-5.3%	11.4%	1376	1368	1548	-8	172	-0.6%	12.5%
4450	846	739	830	-107	-16	-12.7%	-1.8%	1198	1135	1329	-63	131	-5.3%	10.9%	1388	1381	1555	-8	166	-0.5%	12.0%

Combined Adjusted Income	One Child							Two Children							Three Children						
	Schedule			\$ Difference		% Difference		Schedule			\$ Difference		% Difference		Schedule			\$ Difference		% Difference	
	Existing	BR4	USDA	BR4	USDA	BR4	USDA	Existing	BR4	USDA	BR4	USDA	BR4	USDA	Existing	BR4	USDA	BR4	USDA	BR4	USDA
4500	853	746	834	-108	-20	-12.6%	-2.3%	1209	1146	1334	-63	126	-5.2%	10.4%	1400	1394	1561	-7	161	-0.5%	11.5%
4550	861	753	837	-108	-24	-12.6%	-2.7%	1219	1156	1340	-63	121	-5.2%	9.9%	1412	1406	1567	-6	155	-0.4%	11.0%
4600	868	759	841	-109	-28	-12.6%	-3.2%	1230	1166	1345	-64	116	-5.2%	9.4%	1425	1418	1574	-7	149	-0.5%	10.5%
4650	876	765	844	-111	-32	-12.6%	-3.6%	1240	1175	1351	-65	111	-5.3%	8.9%	1437	1429	1580	-8	144	-0.5%	10.0%
4700	883	771	848	-112	-36	-12.7%	-4.0%	1251	1184	1356	-67	106	-5.3%	8.5%	1449	1440	1587	-9	138	-0.6%	9.5%
4750	891	777	851	-114	-40	-12.7%	-4.5%	1261	1193	1362	-68	101	-5.4%	8.0%	1461	1451	1593	-10	132	-0.7%	9.1%
4800	898	783	855	-115	-44	-12.8%	-4.9%	1271	1202	1367	-69	96	-5.5%	7.5%	1473	1462	1600	-11	127	-0.8%	8.6%
4850	906	789	858	-116	-48	-12.9%	-5.3%	1282	1211	1373	-71	91	-5.5%	7.1%	1485	1472	1606	-13	121	-0.8%	8.2%
4900	911	795	861	-116	-50	-12.7%	-5.4%	1289	1220	1378	-69	89	-5.3%	6.9%	1493	1483	1613	-9	120	-0.6%	8.0%
4950	914	801	865	-113	-49	-12.3%	-5.4%	1293	1229	1384	-63	91	-4.9%	7.0%	1496	1494	1619	-2	123	-0.1%	8.2%
5000	917	807	868	-110	-49	-12.0%	-5.4%	1297	1239	1389	-58	93	-4.5%	7.1%	1500	1505	1625	5	126	0.4%	8.4%
5050	921	813	872	-107	-49	-11.7%	-5.3%	1300	1248	1395	-53	94	-4.1%	7.3%	1503	1516	1632	13	129	0.8%	8.6%
5100	924	819	875	-104	-49	-11.3%	-5.3%	1304	1257	1400	-48	96	-3.6%	7.4%	1507	1527	1638	20	132	1.3%	8.7%
5150	927	825	879	-102	-49	-11.0%	-5.2%	1308	1266	1406	-42	98	-3.2%	7.5%	1510	1538	1645	27	134	1.8%	8.9%
5200	930	832	882	-99	-48	-10.6%	-5.2%	1312	1275	1411	-37	99	-2.8%	7.6%	1514	1549	1651	35	137	2.3%	9.1%
5250	934	838	886	-96	-48	-10.3%	-5.2%	1316	1284	1417	-32	101	-2.4%	7.7%	1517	1560	1658	42	140	2.8%	9.2%
5300	937	844	889	-93	-48	-10.0%	-5.1%	1320	1293	1422	-26	103	-2.0%	7.8%	1521	1570	1664	50	143	3.3%	9.4%
5350	940	848	892	-92	-48	-9.8%	-5.1%	1323	1299	1428	-24	105	-1.8%	7.9%	1524	1578	1671	53	146	3.5%	9.6%
5400	943	852	896	-91	-47	-9.7%	-5.0%	1327	1306	1433	-22	106	-1.6%	8.0%	1528	1585	1677	57	149	3.7%	9.8%
5450	947	856	899	-90	-47	-9.5%	-5.0%	1331	1312	1439	-19	108	-1.5%	8.1%	1531	1592	1683	60	152	3.9%	9.9%
5500	950	860	903	-89	-47	-9.4%	-5.0%	1335	1318	1444	-17	110	-1.3%	8.2%	1535	1599	1690	64	155	4.1%	10.1%
5550	953	865	906	-88	-47	-9.3%	-4.9%	1339	1324	1450	-15	111	-1.1%	8.3%	1538	1606	1696	67	158	4.4%	10.3%
5600	956	869	910	-87	-47	-9.1%	-4.9%	1342	1330	1455	-13	113	-0.9%	8.4%	1542	1613	1703	71	161	4.6%	10.4%
5650	960	873	913	-87	-47	-9.0%	-4.9%	1347	1336	1461	-11	114	-0.8%	8.5%	1546	1620	1709	73	163	4.7%	10.5%
5700	964	877	917	-86	-47	-9.0%	-4.9%	1352	1342	1466	-10	114	-0.7%	8.5%	1552	1626	1716	74	164	4.8%	10.5%
5750	968	881	920	-86	-48	-8.9%	-4.9%	1357	1348	1472	-9	115	-0.7%	8.4%	1558	1633	1722	76	164	4.8%	10.5%
5800	971	885	923	-86	-48	-8.9%	-5.0%	1363	1354	1477	-9	115	-0.6%	8.4%	1564	1640	1729	77	165	4.9%	10.5%
5850	975	890	927	-86	-49	-8.8%	-5.0%	1368	1360	1483	-8	115	-0.6%	8.4%	1570	1647	1735	78	165	5.0%	10.5%
5900	979	894	930	-85	-49	-8.7%	-5.0%	1373	1366	1488	-7	115	-0.5%	8.4%	1575	1654	1741	79	166	5.0%	10.5%
5950	983	898	934	-85	-50	-8.7%	-5.0%	1379	1372	1494	-6	115	-0.5%	8.4%	1581	1661	1748	80	167	5.1%	10.5%
6000	987	902	937	-85	-50	-8.6%	-5.1%	1384	1378	1499	-5	116	-0.4%	8.4%	1587	1668	1754	81	167	5.1%	10.5%
6050	991	906	941	-85	-51	-8.6%	-5.1%	1389	1384	1505	-5	116	-0.4%	8.3%	1593	1675	1761	82	168	5.2%	10.5%
6100	995	909	944	-86	-51	-8.6%	-5.1%	1394	1389	1510	-6	116	-0.4%	8.3%	1599	1680	1767	82	169	5.1%	10.5%
6150	999	912	948	-87	-51	-8.7%	-5.2%	1400	1393	1516	-7	116	-0.5%	8.3%	1605	1686	1774	81	169	5.1%	10.5%
6200	1003	915	951	-88	-52	-8.7%	-5.2%	1405	1398	1522	-7	116	-0.5%	8.3%	1610	1691	1780	81	170	5.0%	10.5%
6250	1007	918	954	-88	-52	-8.8%	-5.2%	1410	1402	1527	-8	117	-0.6%	8.3%	1616	1696	1787	80	170	5.0%	10.5%
6300	1011	922	958	-89	-53	-8.8%	-5.2%	1416	1407	1533	-9	117	-0.6%	8.3%	1622	1701	1793	79	171	4.9%	10.5%

Combined Adjusted Income	One Child							Two Children						Three Children							
	Schedule			\$ Difference		% Difference		Schedule			\$ Difference		% Difference		Schedule			\$ Difference		% Difference	
	Existing	BR4	USDA	BR4	USDA	BR4	USDA	Existing	BR4	USDA	BR4	USDA	BR4	USDA	Existing	BR4	USDA	BR4	USDA	BR4	USDA
6350	1015	925	961	-90	-53	-8.9%	-5.3%	1421	1411	1538	-10	117	-0.7%	8.2%	1628	1707	1800	79	172	4.9%	10.5%
6400	1018	928	965	-91	-54	-8.9%	-5.3%	1426	1416	1544	-10	117	-0.7%	8.2%	1633	1712	1806	79	173	4.8%	10.6%
6450	1023	931	968	-92	-54	-9.0%	-5.3%	1432	1420	1549	-11	118	-0.8%	8.2%	1639	1717	1812	78	173	4.8%	10.5%
6500	1027	934	972	-93	-55	-9.0%	-5.4%	1437	1425	1555	-12	118	-0.8%	8.2%	1646	1723	1819	77	173	4.7%	10.5%
6550	1031	937	975	-94	-56	-9.1%	-5.4%	1442	1430	1560	-13	118	-0.9%	8.2%	1652	1728	1825	76	174	4.6%	10.5%
6600	1035	940	979	-95	-56	-9.2%	-5.4%	1448	1434	1566	-14	118	-0.9%	8.1%	1658	1733	1832	76	174	4.6%	10.5%
6650	1039	943	982	-96	-57	-9.2%	-5.5%	1453	1439	1571	-15	118	-1.0%	8.1%	1664	1739	1838	75	175	4.5%	10.5%
6700	1043	946	985	-97	-57	-9.3%	-5.5%	1459	1443	1577	-16	118	-1.1%	8.1%	1670	1744	1845	74	175	4.4%	10.5%
6750	1047	949	989	-98	-58	-9.3%	-5.5%	1464	1448	1582	-16	118	-1.1%	8.1%	1676	1749	1851	73	175	4.4%	10.5%
6800	1051	952	992	-99	-59	-9.4%	-5.6%	1470	1452	1588	-17	118	-1.2%	8.0%	1682	1754	1858	73	176	4.3%	10.4%
6850	1055	955	996	-100	-59	-9.5%	-5.6%	1475	1457	1593	-18	118	-1.2%	8.0%	1688	1760	1864	72	176	4.3%	10.4%
6900	1059	958	999	-101	-60	-9.5%	-5.7%	1480	1461	1599	-19	118	-1.3%	8.0%	1694	1765	1870	71	176	4.2%	10.4%
6950	1063	961	1003	-102	-60	-9.6%	-5.7%	1486	1466	1604	-20	118	-1.3%	8.0%	1700	1770	1877	70	177	4.1%	10.4%
7000	1067	964	1006	-103	-61	-9.6%	-5.7%	1491	1470	1610	-21	118	-1.4%	7.9%	1706	1776	1883	70	177	4.1%	10.4%
7050	1071	967	1009	-104	-62	-9.7%	-5.8%	1497	1475	1615	-22	119	-1.5%	7.9%	1712	1781	1890	69	178	4.0%	10.4%
7100	1075	971	1013	-105	-62	-9.7%	-5.8%	1502	1479	1621	-23	119	-1.5%	7.9%	1718	1786	1896	68	178	4.0%	10.4%
7150	1079	974	1016	-106	-63	-9.8%	-5.8%	1508	1484	1626	-24	119	-1.6%	7.9%	1724	1792	1903	67	178	3.9%	10.3%
7200	1083	977	1020	-106	-64	-9.8%	-5.9%	1513	1489	1632	-24	119	-1.6%	7.8%	1730	1798	1909	68	179	3.9%	10.3%
7250	1087	981	1023	-107	-64	-9.8%	-5.9%	1518	1495	1637	-23	119	-1.5%	7.8%	1736	1805	1915	68	179	3.9%	10.3%
7300	1092	985	1027	-107	-65	-9.8%	-6.0%	1524	1500	1642	-23	119	-1.5%	7.8%	1742	1811	1922	69	179	4.0%	10.3%
7350	1096	988	1030	-107	-66	-9.8%	-6.0%	1529	1506	1648	-23	119	-1.5%	7.8%	1748	1818	1928	69	180	4.0%	10.3%
7400	1100	992	1033	-108	-66	-9.8%	-6.0%	1535	1512	1653	-23	119	-1.5%	7.7%	1755	1825	1934	70	180	4.0%	10.3%
7450	1104	996	1037	-108	-67	-9.8%	-6.1%	1540	1517	1659	-23	119	-1.5%	7.7%	1761	1831	1941	71	180	4.0%	10.2%
7500	1108	999	1040	-108	-68	-9.8%	-6.1%	1546	1523	1664	-23	119	-1.5%	7.7%	1767	1838	1947	71	180	4.0%	10.2%
7550	1112	1003	1043	-109	-69	-9.8%	-6.2%	1552	1528	1670	-23	118	-1.5%	7.6%	1773	1844	1953	71	180	4.0%	10.2%
7600	1116	1007	1047	-109	-69	-9.8%	-6.2%	1556	1534	1675	-22	119	-1.4%	7.7%	1778	1851	1960	73	182	4.1%	10.2%
7650	1117	1010	1050	-106	-66	-9.5%	-6.0%	1557	1539	1680	-18	123	-1.2%	7.9%	1779	1858	1966	78	187	4.4%	10.5%
7700	1118	1014	1054	-104	-64	-9.3%	-5.8%	1559	1545	1686	-14	127	-0.9%	8.2%	1781	1864	1972	83	192	4.7%	10.8%
7750	1119	1018	1057	-101	-62	-9.1%	-5.6%	1560	1550	1691	-10	131	-0.6%	8.4%	1782	1871	1979	89	197	5.0%	11.0%
7800	1120	1021	1060	-99	-60	-8.8%	-5.4%	1562	1556	1697	-6	135	-0.4%	8.7%	1784	1877	1985	94	202	5.3%	11.3%
7850	1122	1025	1064	-97	-58	-8.6%	-5.2%	1563	1561	1702	-2	139	-0.1%	8.9%	1785	1884	1992	99	207	5.6%	11.6%
7900	1123	1029	1067	-94	-56	-8.4%	-5.0%	1565	1567	1708	2	143	0.1%	9.1%	1786	1891	1998	104	212	5.8%	11.8%
7950	1124	1032	1071	-92	-53	-8.1%	-4.8%	1566	1572	1713	6	147	0.4%	9.4%	1788	1897	2004	110	217	6.1%	12.1%
8000	1125	1036	1074	-89	-51	-7.9%	-4.6%	1567	1578	1718	10	151	0.7%	9.6%	1789	1904	2011	115	222	6.4%	12.4%
8050	1127	1040	1077	-87	-49	-7.7%	-4.4%	1569	1583	1724	15	155	0.9%	9.9%	1790	1911	2017	120	227	6.7%	12.7%
8100	1128	1044	1081	-84	-47	-7.5%	-4.2%	1570	1589	1729	19	159	1.2%	10.1%	1792	1917	2023	125	231	7.0%	12.9%
8150	1129	1047	1084	-82	-45	-7.2%	-4.0%	1572	1595	1735	23	163	1.4%	10.4%	1793	1924	2030	130	236	7.3%	13.2%

Combined Adjusted Income	One Child							Two Children							Three Children						
	Schedule			\$ Difference		% Difference		Schedule			\$ Difference		% Difference		Schedule			\$ Difference		% Difference	
	Existing	BR4	USDA	BR4	USDA	BR4	USDA	Existing	BR4	USDA	BR4	USDA	BR4	USDA	Existing	BR4	USDA	BR4	USDA	BR4	USDA
8200	1130	1051	1088	-79	-43	-7.0%	-3.8%	1573	1600	1740	27	167	1.7%	10.6%	1795	1930	2036	136	241	7.6%	13.5%
8250	1131	1055	1091	-77	-40	-6.8%	-3.6%	1575	1606	1746	31	171	2.0%	10.9%	1796	1937	2042	141	246	7.8%	13.7%
8300	1133	1058	1094	-74	-38	-6.6%	-3.4%	1576	1611	1751	35	175	2.2%	11.1%	1797	1944	2049	146	251	8.1%	14.0%
8350	1134	1062	1098	-72	-36	-6.4%	-3.2%	1578	1616	1757	39	179	2.5%	11.3%	1799	1950	2055	151	256	8.4%	14.3%
8400	1135	1065	1101	-70	-34	-6.2%	-3.0%	1579	1622	1762	43	183	2.7%	11.6%	1800	1956	2061	156	261	8.7%	14.5%
8450	1136	1069	1105	-68	-32	-5.9%	-2.8%	1580	1627	1767	46	187	2.9%	11.8%	1802	1962	2068	161	266	8.9%	14.8%
8500	1138	1072	1108	-65	-30	-5.7%	-2.6%	1582	1632	1773	50	191	3.2%	12.1%	1803	1969	2074	166	271	9.2%	15.0%
8550	1139	1076	1111	-63	-27	-5.5%	-2.4%	1583	1637	1778	54	195	3.4%	12.3%	1804	1975	2081	171	276	9.5%	15.3%
8600	1140	1079	1115	-61	-25	-5.3%	-2.2%	1585	1643	1784	58	199	3.6%	12.6%	1806	1981	2087	176	281	9.7%	15.6%
8650	1141	1083	1118	-59	-23	-5.1%	-2.0%	1586	1648	1789	61	203	3.9%	12.8%	1807	1987	2093	180	286	10.0%	15.8%
8700	1142	1084	1122	-58	-21	-5.1%	-1.8%	1588	1650	1795	63	207	3.9%	13.0%	1808	1990	2100	182	291	10.1%	16.1%
8750	1144	1086	1125	-57	-19	-5.0%	-1.6%	1589	1653	1800	64	211	4.0%	13.3%	1810	1993	2106	183	296	10.1%	16.4%
8800	1145	1088	1128	-57	-16	-5.0%	-1.4%	1591	1656	1805	65	215	4.1%	13.5%	1811	1996	2112	185	301	10.2%	16.6%
8850	1146	1090	1132	-56	-14	-4.9%	-1.2%	1592	1658	1811	66	219	4.2%	13.7%	1813	1999	2119	187	306	10.3%	16.9%
8900	1147	1092	1135	-56	-12	-4.9%	-1.1%	1593	1661	1816	67	223	4.2%	14.0%	1814	2002	2125	188	311	10.4%	17.2%
8950	1149	1093	1139	-55	-10	-4.8%	-0.9%	1595	1663	1822	69	227	4.3%	14.2%	1815	2005	2131	190	316	10.5%	17.4%
9000	1150	1095	1142	-54	-8	-4.7%	-0.7%	1596	1666	1827	70	231	4.4%	14.5%	1817	2008	2138	192	321	10.6%	17.7%
9050	1153	1097	1145	-56	-8	-4.9%	-0.7%	1601	1669	1833	68	231	4.2%	14.5%	1822	2011	2144	189	322	10.4%	17.7%
9100	1159	1099	1149	-60	-10	-5.2%	-0.9%	1609	1671	1838	62	229	3.9%	14.2%	1831	2015	2150	183	319	10.0%	17.4%
9150	1164	1101	1152	-64	-12	-5.5%	-1.0%	1617	1674	1843	57	227	3.5%	14.0%	1840	2018	2157	178	317	9.7%	17.2%
9200	1170	1103	1156	-67	-14	-5.8%	-1.2%	1624	1677	1849	52	224	3.2%	13.8%	1849	2021	2163	172	314	9.3%	17.0%
9250	1175	1104	1159	-71	-17	-6.1%	-1.4%	1632	1679	1854	47	222	2.9%	13.6%	1858	2024	2170	166	312	8.9%	16.8%
9300	1181	1106	1162	-75	-19	-6.3%	-1.6%	1640	1682	1860	42	220	2.6%	13.4%	1867	2027	2176	160	309	8.6%	16.6%
9350	1187	1108	1166	-79	-21	-6.6%	-1.8%	1648	1685	1865	37	217	2.2%	13.2%	1876	2030	2182	154	307	8.2%	16.3%
9400	1192	1110	1169	-82	-23	-6.9%	-1.9%	1656	1687	1871	32	215	1.9%	13.0%	1885	2033	2189	148	304	7.9%	16.1%
9450	1198	1112	1173	-86	-25	-7.2%	-2.1%	1663	1690	1876	27	213	1.6%	12.8%	1894	2036	2195	142	301	7.5%	15.9%
9500	1203	1113	1176	-90	-27	-7.5%	-2.3%	1671	1693	1881	22	210	1.3%	12.6%	1902	2039	2201	136	299	7.2%	15.7%
9550	1209	1115	1179	-94	-30	-7.7%	-2.4%	1679	1695	1887	16	208	1.0%	12.4%	1911	2042	2208	130	296	6.8%	15.5%
9600	1214	1117	1183	-97	-32	-8.0%	-2.6%	1687	1698	1892	11	206	0.7%	12.2%	1920	2045	2214	125	294	6.5%	15.3%
9650	1220	1119	1186	-101	-34	-8.3%	-2.8%	1694	1701	1898	6	203	0.4%	12.0%	1929	2048	2220	119	291	6.2%	15.1%
9700	1226	1121	1190	-105	-36	-8.5%	-2.9%	1702	1703	1903	1	201	0.1%	11.8%	1938	2051	2227	113	289	5.8%	14.9%
9750	1231	1123	1193	-109	-38	-8.8%	-3.1%	1710	1706	1909	-4	199	-0.2%	11.6%	1947	2054	2233	107	286	5.5%	14.7%
9800	1237	1125	1196	-112	-40	-9.1%	-3.3%	1718	1709	1914	-9	196	-0.5%	11.4%	1956	2057	2239	101	283	5.2%	14.5%
9850	1242	1127	1200	-116	-42	-9.3%	-3.4%	1725	1712	1920	-14	194	-0.8%	11.2%	1965	2061	2246	96	281	4.9%	14.3%
9900	1248	1129	1203	-119	-45	-9.5%	-3.6%	1733	1715	1925	-19	192	-1.1%	11.1%	1974	2064	2252	90	278	4.6%	14.1%
9950	1253	1131	1206	-123	-47	-9.8%	-3.7%	1741	1718	1930	-23	189	-1.3%	10.9%	1983	2067	2259	85	276	4.3%	13.9%
10000	1259	1133	1210	-126	-49	-10.0%	-3.9%	1749	1721	1936	-28	187	-1.6%	10.7%	1992	2071	2265	79	273	4.0%	13.7%

Combined Adjusted Income	One Child							Two Children						Three Children							
	Schedule			\$ Difference		% Difference		Schedule			\$ Difference		% Difference		Schedule			\$ Difference		% Difference	
	Existing	BR4	USDA	BR4	USDA	BR4	USDA	Existing	BR4	USDA	BR4	USDA	BR4	USDA	Existing	BR4	USDA	BR4	USDA	BR4	USDA
10050	1264	1135	1213	-130	-51	-10.3%	-4.0%	1757	1723	1941	-33	185	-1.9%	10.5%	2001	2074	2271	73	271	3.7%	13.5%
10100	1270	1137	1217	-133	-53	-10.5%	-4.2%	1764	1726	1947	-38	182	-2.2%	10.3%	2010	2078	2278	68	268	3.4%	13.3%
10150	1276	1139	1220	-137	-55	-10.7%	-4.3%	1772	1729	1952	-43	180	-2.4%	10.2%	2019	2081	2284	62	265	3.1%	13.1%
10200	1281	1143	1223	-138	-58	-10.8%	-4.5%	1780	1736	1958	-44	178	-2.5%	10.0%	2028	2089	2290	62	263	3.0%	13.0%
10250	1287	1148	1227	-139	-60	-10.8%	-4.6%	1788	1743	1963	-44	175	-2.5%	9.8%	2036	2098	2297	61	260	3.0%	12.8%
10300	1292	1153	1230	-139	-62	-10.8%	-4.8%	1795	1751	1968	-45	173	-2.5%	9.6%	2045	2107	2303	61	258	3.0%	12.6%
10350	1298	1158	1234	-140	-64	-10.8%	-4.9%	1803	1758	1974	-45	171	-2.5%	9.5%	2054	2115	2309	61	255	3.0%	12.4%
10400	1303	1162	1237	-141	-66	-10.8%	-5.1%	1811	1765	1979	-46	168	-2.5%	9.3%	2063	2124	2316	61	252	2.9%	12.2%
10450	1309	1167	1240	-142	-68	-10.8%	-5.2%	1819	1772	1985	-46	166	-2.5%	9.1%	2072	2133	2322	60	250	2.9%	12.1%
10500	1313	1172	1244	-141	-69	-10.8%	-5.3%	1825	1780	1990	-45	165	-2.5%	9.1%	2079	2141	2328	62	249	3.0%	12.0%
10550	1317	1177	1247	-140	-70	-10.6%	-5.3%	1830	1787	1996	-43	166	-2.4%	9.0%	2085	2150	2335	65	250	3.1%	12.0%
10600	1321	1182	1251	-139	-70	-10.5%	-5.3%	1835	1794	2001	-41	166	-2.2%	9.0%	2091	2159	2341	68	251	3.3%	12.0%
10650	1325	1186	1254	-138	-71	-10.4%	-5.3%	1841	1801	2006	-39	166	-2.1%	9.0%	2096	2167	2348	71	251	3.4%	12.0%
10700	1329	1191	1257	-137	-71	-10.3%	-5.4%	1846	1809	2012	-37	166	-2.0%	9.0%	2102	2176	2354	74	252	3.5%	12.0%
10750	1332	1196	1261	-136	-72	-10.2%	-5.4%	1851	1816	2017	-35	166	-1.9%	9.0%	2108	2185	2360	77	252	3.6%	12.0%
10800	1336	1201	1264	-135	-72	-10.1%	-5.4%	1856	1823	2023	-33	166	-1.8%	9.0%	2114	2194	2367	80	253	3.8%	12.0%
10850	1340	1206	1268	-134	-72	-10.0%	-5.4%	1862	1830	2028	-31	167	-1.7%	9.0%	2120	2202	2373	83	253	3.9%	11.9%
10900	1344	1210	1271	-133	-73	-9.9%	-5.4%	1867	1838	2034	-29	167	-1.6%	8.9%	2126	2211	2379	85	254	4.0%	11.9%
10950	1348	1215	1274	-132	-73	-9.8%	-5.4%	1872	1845	2039	-27	167	-1.5%	8.9%	2131	2220	2386	88	254	4.1%	11.9%
11000	1351	1220	1278	-131	-74	-9.7%	-5.5%	1877	1852	2044	-25	167	-1.3%	8.9%	2137	2228	2392	91	255	4.3%	11.9%
11050	1355	1225	1281	-130	-74	-9.6%	-5.5%	1883	1859	2050	-23	167	-1.2%	8.9%	2143	2237	2398	94	255	4.4%	11.9%
11100	1359	1230	1285	-129	-75	-9.5%	-5.5%	1888	1867	2055	-21	168	-1.1%	8.9%	2149	2246	2405	97	256	4.5%	11.9%
11150	1363	1234	1288	-129	-75	-9.4%	-5.5%	1893	1874	2061	-19	168	-1.0%	8.9%	2155	2254	2411	100	256	4.6%	11.9%
11200	1367	1239	1291	-128	-75	-9.3%	-5.5%	1898	1881	2066	-17	168	-0.9%	8.8%	2161	2263	2417	103	257	4.8%	11.9%
11250	1371	1244	1295	-127	-76	-9.2%	-5.5%	1904	1888	2072	-15	168	-0.8%	8.8%	2166	2272	2424	106	257	4.9%	11.9%
11300	1374	1249	1298	-126	-76	-9.1%	-5.5%	1909	1896	2077	-13	168	-0.7%	8.8%	2172	2281	2430	108	258	5.0%	11.9%
11350	1378	1254	1302	-125	-77	-9.0%	-5.6%	1914	1903	2082	-11	168	-0.6%	8.8%	2178	2289	2437	111	259	5.1%	11.9%
11400	1382	1258	1305	-124	-77	-8.9%	-5.6%	1919	1910	2088	-9	169	-0.5%	8.8%	2184	2298	2443	114	259	5.2%	11.9%
11450	1386	1263	1308	-123	-78	-8.9%	-5.6%	1925	1917	2093	-7	169	-0.4%	8.8%	2190	2307	2449	117	260	5.3%	11.9%
11500	1390	1268	1312	-122	-78	-8.8%	-5.6%	1930	1924	2099	-5	169	-0.3%	8.8%	2195	2315	2456	120	260	5.5%	11.8%
11550	1394	1273	1315	-121	-78	-8.7%	-5.6%	1935	1932	2104	-3	169	-0.2%	8.7%	2201	2324	2462	123	261	5.6%	11.8%
11600	1397	1276	1319	-121	-79	-8.7%	-5.6%	1940	1937	2110	-4	169	-0.2%	8.7%	2207	2330	2468	123	261	5.6%	11.8%
11650	1401	1279	1322	-122	-79	-8.7%	-5.7%	1946	1941	2115	-4	170	-0.2%	8.7%	2213	2335	2475	122	262	5.5%	11.8%
11700	1405	1283	1325	-122	-80	-8.7%	-5.7%	1951	1946	2121	-5	170	-0.2%	8.7%	2219	2341	2481	122	262	5.5%	11.8%
11750	1409	1286	1329	-123	-80	-8.7%	-5.7%	1956	1951	2126	-5	170	-0.3%	8.7%	2225	2346	2487	122	263	5.5%	11.8%
11800	1413	1289	1332	-124	-81	-8.8%	-5.7%	1961	1955	2131	-6	170	-0.3%	8.7%	2230	2352	2494	121	263	5.4%	11.8%
11850	1417	1292	1336	-124	-81	-8.8%	-5.7%	1967	1960	2137	-6	170	-0.3%	8.7%	2236	2357	2500	121	264	5.4%	11.8%

Combined Adjusted Income	One Child							Two Children						Three Children							
	Schedule			\$ Difference		% Difference		Schedule			\$ Difference		% Difference		Schedule			\$ Difference		% Difference	
	Existing	BR4	USDA	BR4	USDA	BR4	USDA	Existing	BR4	USDA	BR4	USDA	BR4	USDA	Existing	BR4	USDA	BR4	USDA	BR4	USDA
11900	1420	1295	1339	-125	-81	-8.8%	-5.7%	1972	1965	2142	-7	170	-0.4%	8.6%	2242	2362	2506	120	264	5.4%	11.8%
11950	1424	1298	1342	-126	-82	-8.8%	-5.7%	1977	1969	2148	-8	171	-0.4%	8.6%	2248	2368	2513	120	265	5.3%	11.8%
12000	1428	1302	1346	-126	-82	-8.8%	-5.8%	1982	1974	2153	-8	171	-0.4%	8.6%	2254	2373	2519	119	265	5.3%	11.8%
12050	1432	1305	1349	-127	-83	-8.9%	-5.8%	1988	1979	2159	-9	171	-0.4%	8.6%	2260	2379	2526	119	266	5.3%	11.8%
12100	1436	1308	1352	-128	-83	-8.9%	-5.8%	1993	1983	2164	-9	171	-0.5%	8.6%	2265	2384	2532	119	266	5.2%	11.8%
12150	1439	1311	1356	-128	-84	-8.9%	-5.8%	1998	1988	2169	-10	171	-0.5%	8.6%	2271	2389	2538	118	267	5.2%	11.8%
12200	1443	1314	1359	-129	-84	-8.9%	-5.8%	2003	1993	2175	-11	171	-0.5%	8.6%	2277	2395	2545	118	268	5.2%	11.7%
12250	1447	1318	1363	-130	-84	-9.0%	-5.8%	2009	1997	2180	-11	172	-0.6%	8.5%	2283	2400	2551	117	268	5.1%	11.7%
12300	1451	1321	1366	-130	-85	-9.0%	-5.8%	2014	2002	2186	-12	172	-0.6%	8.5%	2289	2406	2557	117	269	5.1%	11.7%
12350	1455	1324	1369	-131	-85	-9.0%	-5.9%	2019	2007	2191	-12	172	-0.6%	8.5%	2295	2411	2564	116	269	5.1%	11.7%
12400	1459	1327	1373	-132	-86	-9.0%	-5.9%	2024	2011	2197	-13	172	-0.6%	8.5%	2300	2416	2570	116	270	5.0%	11.7%
12450	1462	1330	1376	-132	-86	-9.0%	-5.9%	2030	2016	2202	-14	172	-0.7%	8.5%	2306	2422	2576	116	270	5.0%	11.7%
12500	1466	1333	1380	-133	-87	-9.1%	-5.9%	2035	2021	2207	-14	173	-0.7%	8.5%	2312	2427	2583	115	271	5.0%	11.7%
12550	1470	1337	1383	-134	-87	-9.1%	-5.9%	2040	2025	2213	-15	173	-0.7%	8.5%	2318	2433	2589	115	271	4.9%	11.7%
12600	1474	1340	1386	-134	-87	-9.1%	-5.9%	2045	2030	2218	-15	173	-0.8%	8.5%	2324	2438	2595	114	272	4.9%	11.7%
12650	1477	1343	1390	-135	-88	-9.1%	-5.9%	2050	2035	2224	-16	173	-0.8%	8.5%	2329	2443	2602	114	273	4.9%	11.7%
12700	1481	1346	1393	-135	-88	-9.1%	-5.9%	2055	2039	2229	-16	174	-0.8%	8.5%	2335	2449	2608	114	274	4.9%	11.7%
12750	1484	1349	1397	-135	-87	-9.1%	-5.9%	2060	2044	2235	-16	175	-0.8%	8.5%	2340	2454	2615	114	275	4.9%	11.7%
12800	1487	1352	1400	-135	-87	-9.1%	-5.9%	2064	2049	2240	-16	176	-0.8%	8.5%	2345	2459	2621	114	276	4.9%	11.7%
12850	1491	1356	1403	-135	-87	-9.1%	-5.9%	2069	2053	2245	-16	177	-0.8%	8.5%	2351	2465	2627	114	277	4.9%	11.8%
12900	1494	1359	1407	-135	-87	-9.1%	-5.8%	2074	2058	2251	-16	177	-0.8%	8.6%	2356	2470	2634	114	278	4.9%	11.8%
12950	1497	1362	1410	-135	-87	-9.0%	-5.8%	2078	2063	2256	-16	178	-0.7%	8.6%	2361	2476	2640	114	279	4.8%	11.8%
13000	1501	1365	1414	-136	-87	-9.0%	-5.8%	2083	2067	2262	-16	179	-0.8%	8.6%	2367	2480	2646	114	280	4.8%	11.8%
13050	1504	1368	1417	-136	-87	-9.1%	-5.8%	2087	2071	2267	-17	180	-0.8%	8.6%	2372	2485	2653	113	281	4.8%	11.8%
13100	1507	1371	1420	-137	-87	-9.1%	-5.8%	2092	2075	2273	-17	181	-0.8%	8.6%	2377	2490	2659	112	282	4.7%	11.8%
13150	1510	1373	1424	-137	-87	-9.1%	-5.7%	2097	2079	2278	-18	181	-0.8%	8.6%	2383	2494	2665	111	283	4.7%	11.9%
13200	1514	1376	1427	-137	-86	-9.1%	-5.7%	2101	2083	2284	-18	182	-0.9%	8.7%	2388	2499	2672	111	284	4.6%	11.9%
13250	1517	1379	1431	-138	-86	-9.1%	-5.7%	2106	2087	2289	-18	183	-0.9%	8.7%	2393	2503	2678	110	285	4.6%	11.9%
13300	1520	1382	1434	-138	-86	-9.1%	-5.6%	2110	2091	2294	-19	184	-0.9%	8.7%	2398	2508	2684	110	286	4.6%	11.9%
13350	1523	1385	1437	-138	-85	-9.1%	-5.6%	2114	2095	2300	-19	186	-0.9%	8.8%	2403	2513	2691	110	288	4.6%	12.0%
13400	1526	1388	1441	-138	-85	-9.1%	-5.6%	2118	2099	2305	-19	187	-0.9%	8.8%	2408	2517	2697	109	289	4.5%	12.0%
13450	1529	1390	1444	-138	-85	-9.1%	-5.5%	2123	2103	2311	-19	188	-0.9%	8.9%	2413	2522	2703	109	291	4.5%	12.1%
13500	1532	1393	1448	-139	-84	-9.1%	-5.5%	2127	2108	2316	-20	189	-0.9%	8.9%	2418	2526	2710	109	292	4.5%	12.1%
13550	1535	1396	1451	-139	-84	-9.0%	-5.5%	2131	2112	2322	-20	190	-0.9%	8.9%	2423	2531	2716	108	294	4.5%	12.1%
13600	1538	1399	1454	-139	-84	-9.0%	-5.4%	2136	2116	2327	-20	191	-0.9%	9.0%	2428	2536	2723	108	295	4.5%	12.2%
13650	1541	1402	1458	-139	-83	-9.0%	-5.4%	2140	2120	2332	-20	193	-0.9%	9.0%	2432	2540	2729	108	296	4.4%	12.2%
13700	1544	1405	1461	-139	-83	-9.0%	-5.4%	2144	2124	2338	-20	194	-0.9%	9.0%	2437	2545	2735	107	298	4.4%	12.2%

Combined Adjusted Income	One Child							Two Children							Three Children						
	Schedule			\$ Difference		% Difference		Schedule			\$ Difference		% Difference		Schedule			\$ Difference		% Difference	
	Existing	BR4	USDA	BR4	USDA	BR4	USDA	Existing	BR4	USDA	BR4	USDA	BR4	USDA	Existing	BR4	USDA	BR4	USDA	BR4	USDA
13750	1547	1407	1465	-140	-83	-9.0%	-5.3%	2148	2128	2343	-21	195	-1.0%	9.1%	2442	2549	2742	107	299	4.4%	12.3%
13800	1550	1410	1468	-140	-82	-9.0%	-5.3%	2153	2132	2349	-21	196	-1.0%	9.1%	2447	2554	2748	107	301	4.4%	12.3%
13850	1553	1413	1471	-140	-82	-9.0%	-5.3%	2157	2136	2354	-21	197	-1.0%	9.1%	2452	2559	2754	106	302	4.3%	12.3%
13900	1556	1416	1475	-140	-81	-9.0%	-5.2%	2161	2140	2360	-21	198	-1.0%	9.2%	2457	2563	2761	106	304	4.3%	12.4%
13950	1559	1419	1478	-140	-81	-9.0%	-5.2%	2166	2144	2365	-21	199	-1.0%	9.2%	2462	2568	2767	106	305	4.3%	12.4%
14000	1562	1422	1482	-141	-81	-9.0%	-5.2%	2170	2148	2370	-22	201	-1.0%	9.2%	2467	2572	2773	105	306	4.3%	12.4%
14050	1565	1425	1485	-141	-80	-9.0%	-5.1%	2174	2152	2376	-22	202	-1.0%	9.3%	2472	2577	2780	105	308	4.2%	12.5%
14100	1568	1427	1488	-141	-80	-9.0%	-5.1%	2178	2156	2381	-22	203	-1.0%	9.3%	2477	2582	2786	105	309	4.2%	12.5%
14150	1571	1430	1492	-141	-80	-9.0%	-5.1%	2183	2160	2387	-22	204	-1.0%	9.4%	2482	2586	2792	104	311	4.2%	12.5%
14200	1574	1433	1495	-141	-79	-9.0%	-5.0%	2187	2165	2392	-22	205	-1.0%	9.4%	2487	2591	2799	104	312	4.2%	12.6%
14250	1577	1436	1499	-142	-79	-9.0%	-5.0%	2191	2169	2398	-23	206	-1.0%	9.4%	2492	2595	2805	104	314	4.2%	12.6%
14300	1581	1439	1502	-142	-79	-9.0%	-5.0%	2195	2173	2403	-23	208	-1.0%	9.5%	2497	2600	2812	103	315	4.1%	12.6%
14350	1584	1442	1505	-142	-78	-9.0%	-4.9%	2200	2177	2408	-23	209	-1.0%	9.5%	2502	2605	2818	103	316	4.1%	12.6%
14400	1587	1444	1509	-142	-78	-9.0%	-4.9%	2204	2181	2414	-23	210	-1.0%	9.5%	2506	2610	2824	104	318	4.1%	12.7%
14450	1590	1447	1512	-142	-78	-8.9%	-4.9%	2208	2186	2419	-22	211	-1.0%	9.6%	2511	2617	2831	105	319	4.2%	12.7%
14500	1593	1450	1515	-142	-77	-8.9%	-4.8%	2213	2191	2425	-22	212	-1.0%	9.6%	2516	2623	2837	107	321	4.2%	12.7%
14550	1596	1453	1519	-143	-77	-8.9%	-4.8%	2217	2196	2430	-21	213	-0.9%	9.6%	2521	2629	2843	108	322	4.3%	12.8%
14600	1599	1456	1522	-143	-76	-8.9%	-4.8%	2221	2201	2436	-20	214	-0.9%	9.7%	2526	2636	2850	109	323	4.3%	12.8%
14650	1602	1459	1526	-143	-76	-8.9%	-4.8%	2225	2206	2441	-20	216	-0.9%	9.7%	2531	2642	2856	111	325	4.4%	12.8%
14700	1605	1462	1529	-143	-76	-8.9%	-4.7%	2230	2210	2447	-19	217	-0.9%	9.7%	2536	2648	2862	112	326	4.4%	12.9%
14750	1608	1465	1532	-143	-75	-8.9%	-4.7%	2234	2215	2452	-19	218	-0.8%	9.8%	2541	2655	2869	114	328	4.5%	12.9%
14800	1611	1468	1536	-143	-75	-8.9%	-4.7%	2238	2220	2457	-18	219	-0.8%	9.8%	2546	2661	2875	115	329	4.5%	12.9%
14850	1614	1471	1539	-143	-75	-8.9%	-4.6%	2243	2225	2463	-18	220	-0.8%	9.8%	2551	2667	2881	116	331	4.6%	13.0%
14900	1617	1473	1543	-144	-74	-8.9%	-4.6%	2247	2230	2468	-17	221	-0.8%	9.9%	2556	2674	2888	118	332	4.6%	13.0%
14950	1620	1476	1546	-144	-74	-8.9%	-4.6%	2251	2235	2474	-16	223	-0.7%	9.9%	2561	2680	2894	119	333	4.7%	13.0%
15000	1623	1479	1549	-144	-74	-8.9%	-4.5%	2255	2239	2479	-16	224	-0.7%	9.9%	2566	2686	2901	121	335	4.7%	13.1%
15050	1626	1482	1553	-144	-73	-8.9%	-4.5%	2260	2244	2485	-15	225	-0.7%	10.0%	2571	2693	2907	122	336	4.8%	13.1%
15100	1629	1485	1556	-144	-73	-8.8%	-4.5%	2264	2249	2490	-15	226	-0.7%	10.0%	2576	2699	2913	124	338	4.8%	13.1%
15150	1632	1488	1560	-144	-73	-8.8%	-4.4%	2268	2254	2495	-14	227	-0.6%	10.0%	2581	2705	2920	125	339	4.8%	13.1%
15200	1635	1491	1563	-144	-72	-8.8%	-4.4%	2272	2259	2501	-14	228	-0.6%	10.0%	2585	2712	2926	126	341	4.9%	13.2%
15250	1638	1494	1566	-145	-72	-8.8%	-4.4%	2277	2264	2506	-13	230	-0.6%	10.1%	2590	2718	2932	128	342	4.9%	13.2%
15300	1641	1497	1570	-145	-71	-8.8%	-4.4%	2281	2269	2512	-12	231	-0.5%	10.1%	2595	2724	2939	129	343	5.0%	13.2%
15350	1644	1500	1573	-145	-71	-8.8%	-4.3%	2285	2273	2517	-12	232	-0.5%	10.1%	2600	2731	2945	131	345	5.0%	13.3%
15400	1647	1502	1577	-145	-71	-8.8%	-4.3%	2290	2278	2523	-11	233	-0.5%	10.2%	2605	2737	2951	132	346	5.1%	13.3%
15450	1650	1505	1580	-145	-70	-8.8%	-4.3%	2294	2283	2528	-11	234	-0.5%	10.2%	2610	2743	2958	133	348	5.1%	13.3%
15500	1653	1508	1583	-145	-70	-8.8%	-4.2%	2298	2288	2533	-10	235	-0.4%	10.2%	2615	2750	2964	135	349	5.2%	13.3%
15550	1656	1511	1587	-145	-70	-8.8%	-4.2%	2302	2293	2539	-10	236	-0.4%	10.3%	2620	2756	2970	136	350	5.2%	13.4%

Combined Adjusted Income	One Child							Two Children							Three Children						
	Schedule			\$ Difference		% Difference		Schedule			\$ Difference		% Difference		Schedule			\$ Difference		% Difference	
	Existing	BR4	USDA	BR4	USDA	BR4	USDA	Existing	BR4	USDA	BR4	USDA	BR4	USDA	Existing	BR4	USDA	BR4	USDA	BR4	USDA
15600	1659	1514	1590	-146	-69	-8.8%	-4.2%	2307	2298	2544	-9	238	-0.4%	10.3%	2625	2763	2977	138	352	5.2%	13.4%
15650	1663	1517	1594	-146	-69	-8.8%	-4.1%	2311	2303	2550	-8	239	-0.4%	10.3%	2630	2769	2983	139	353	5.3%	13.4%
15700	1666	1520	1597	-146	-69	-8.8%	-4.1%	2315	2307	2555	-8	240	-0.3%	10.4%	2635	2775	2990	140	355	5.3%	13.5%
15750	1669	1523	1600	-146	-68	-8.7%	-4.1%	2320	2312	2561	-7	241	-0.3%	10.4%	2640	2782	2996	142	356	5.4%	13.5%
15800	1672	1526	1604	-146	-68	-8.7%	-4.1%	2324	2317	2566	-7	242	-0.3%	10.4%	2645	2787	3002	143	358	5.4%	13.5%
15850	1675	1530	1607	-145	-68	-8.7%	-4.0%	2328	2322	2571	-6	243	-0.3%	10.5%	2650	2792	3009	143	359	5.4%	13.5%
15900	1678	1533	1611	-145	-67	-8.6%	-4.0%	2332	2327	2577	-6	245	-0.2%	10.5%	2655	2797	3015	143	360	5.4%	13.6%
15950	1681	1537	1614	-144	-67	-8.6%	-4.0%	2337	2332	2582	-5	246	-0.2%	10.5%	2659	2803	3021	143	362	5.4%	13.6%
16000	1684	1540	1618	-143	-66	-8.5%	-3.9%	2341	2336	2589	-4	248	-0.2%	10.6%	2664	2808	3029	143	365	5.4%	13.7%
16050	1687	1544	1623	-143	-64	-8.5%	-3.8%	2345	2341	2597	-4	252	-0.2%	10.7%	2669	2813	3039	144	369	5.4%	13.8%
16100	1690	1548	1628	-142	-62	-8.4%	-3.6%	2349	2346	2605	-3	256	-0.1%	10.9%	2674	2818	3048	144	374	5.4%	14.0%
16150	1692	1551	1633	-141	-59	-8.4%	-3.5%	2353	2351	2613	-2	260	-0.1%	11.1%	2678	2823	3058	145	379	5.4%	14.2%
16200	1695	1555	1638	-140	-57	-8.3%	-3.4%	2356	2356	2621	0	265	0.0%	11.2%	2682	2828	3067	146	385	5.5%	14.4%
16250	1698	1558	1643	-139	-54	-8.2%	-3.2%	2360	2361	2629	1	270	0.0%	11.4%	2686	2833	3076	148	391	5.5%	14.6%
16300	1700	1562	1648	-138	-52	-8.1%	-3.1%	2363	2366	2638	2	274	0.1%	11.6%	2689	2839	3086	149	396	5.5%	14.7%
16350	1703	1566	1654	-138	-50	-8.1%	-2.9%	2367	2370	2646	4	279	0.2%	11.8%	2693	2844	3095	150	402	5.6%	14.9%
16400	1706	1569	1659	-137	-47	-8.0%	-2.8%	2370	2375	2654	5	283	0.2%	12.0%	2697	2849	3105	152	408	5.6%	15.1%
16450	1708	1572	1664	-136	-45	-8.0%	-2.6%	2374	2380	2662	6	288	0.2%	12.1%	2701	2853	3114	153	413	5.6%	15.3%
16500	1711	1576	1669	-135	-42	-7.9%	-2.5%	2377	2384	2670	7	293	0.3%	12.3%	2705	2858	3124	153	419	5.7%	15.5%
16550	1714	1579	1674	-135	-40	-7.9%	-2.3%	2381	2389	2678	8	297	0.3%	12.5%	2708	2863	3133	154	425	5.7%	15.7%
16600	1716	1582	1679	-134	-38	-7.8%	-2.2%	2384	2393	2686	9	302	0.4%	12.7%	2712	2868	3143	155	430	5.7%	15.9%
16650	1719	1586	1684	-133	-35	-7.8%	-2.0%	2388	2398	2694	10	306	0.4%	12.8%	2716	2872	3152	156	436	5.8%	16.1%
16700	1722	1589	1689	-133	-33	-7.7%	-1.9%	2391	2402	2702	11	311	0.4%	13.0%	2720	2877	3162	157	442	5.8%	16.2%
16750	1724	1592	1694	-132	-30	-7.7%	-1.8%	2395	2406	2710	12	316	0.5%	13.2%	2724	2882	3171	158	447	5.8%	16.4%
16800	1727	1595	1699	-131	-28	-7.6%	-1.6%	2398	2411	2718	13	320	0.5%	13.4%	2728	2886	3181	159	453	5.8%	16.6%
16850	1730	1599	1704	-131	-25	-7.6%	-1.5%	2402	2415	2727	13	325	0.6%	13.5%	2731	2891	3190	160	459	5.8%	16.8%
16900	1732	1602	1709	-130	-23	-7.5%	-1.3%	2405	2420	2735	14	329	0.6%	13.7%	2735	2896	3199	161	464	5.9%	17.0%
16950	1735	1605	1714	-130	-21	-7.5%	-1.2%	2409	2424	2743	15	334	0.6%	13.9%	2739	2900	3209	162	470	5.9%	17.2%
17000	1737	1608	1719	-129	-18	-7.4%	-1.0%	2412	2428	2751	16	339	0.7%	14.0%	2743	2905	3218	162	476	5.9%	17.3%
17050	1740	1612	1724	-128	-16	-7.4%	-0.9%	2416	2433	2759	17	343	0.7%	14.2%	2747	2910	3228	163	481	5.9%	17.5%
17100	1743	1615	1729	-128	-13	-7.3%	-0.8%	2419	2437	2767	18	348	0.7%	14.4%	2750	2914	3237	164	487	6.0%	17.7%
17150	1745	1618	1734	-127	-11	-7.3%	-0.6%	2423	2442	2775	19	352	0.8%	14.5%	2754	2919	3247	165	493	6.0%	17.9%
17200	1748	1622	1739	-126	-9	-7.2%	-0.5%	2426	2446	2783	20	357	0.8%	14.7%	2758	2924	3256	166	498	6.0%	18.1%
17250	1751	1625	1745	-126	-6	-7.2%	-0.4%	2430	2451	2791	21	362	0.9%	14.9%	2762	2928	3266	167	504	6.0%	18.2%
17300	1753	1628	1750	-125	-4	-7.1%	-0.2%	2433	2455	2799	22	366	0.9%	15.1%	2766	2933	3275	168	510	6.1%	18.4%
17350	1756	1631	1755	-125	-1	-7.1%	-0.1%	2437	2459	2807	23	371	0.9%	15.2%	2769	2938	3285	168	515	6.1%	18.6%
17400	1759	1635	1760	-124	1	-7.1%	0.1%	2440	2464	2816	24	375	1.0%	15.4%	2773	2943	3294	169	521	6.1%	18.8%

Combined Adjusted Income	One Child								Two Children						Three Children									
	Schedule			\$ Difference		% Difference			Schedule			\$ Difference		% Difference			Schedule			\$ Difference		% Difference		
	Existing	BR4	USDA	BR4	USDA	BR4	USDA	BR4	USDA	Existing	BR4	USDA	BR4	USDA	BR4	USDA	Existing	BR4	USDA	BR4	USDA	BR4	USDA	
17450	1761	1638	1765	-123	3	-7.0%	0.2%	2444	2468	2824	25	380	1.0%	15.6%	2777	2947	3304	170	527	6.1%	19.0%			
17500	1764	1641	1770	-123	6	-7.0%	0.3%	2447	2473	2832	25	385	1.0%	15.7%	2781	2952	3313	171	532	6.1%	19.1%			
17550	1767	1644	1775	-122	8	-6.9%	0.5%	2451	2477	2840	26	389	1.1%	15.9%	2785	2957	3323	172	538	6.2%	19.3%			
17600	1769	1648	1780	-122	11	-6.9%	0.6%	2454	2481	2848	27	394	1.1%	16.0%	2788	2961	3332	173	544	6.2%	19.5%			
17650	1772	1651	1785	-121	13	-6.8%	0.7%	2458	2486	2856	28	398	1.1%	16.2%	2792	2966	3341	174	549	6.2%	19.7%			
17700	1774	1654	1790	-120	16	-6.8%	0.9%	2461	2490	2864	29	403	1.2%	16.4%	2796	2971	3351	174	555	6.2%	19.8%			
17750	1777	1657	1795	-120	18	-6.7%	1.0%	2465	2495	2872	30	408	1.2%	16.5%	2800	2975	3360	175	561	6.3%	20.0%			
17800	1780	1661	1800	-119	20	-6.7%	1.1%	2468	2499	2880	31	412	1.3%	16.7%	2804	2980	3370	176	566	6.3%	20.2%			
17850	1782	1664	1805	-118	23	-6.6%	1.3%	2472	2503	2888	32	417	1.3%	16.9%	2808	2985	3379	177	572	6.3%	20.4%			
17900	1785	1667	1810	-118	25	-6.6%	1.4%	2475	2508	2896	33	421	1.3%	17.0%	2811	2989	3389	178	577	6.3%	20.5%			
17950	1788	1671	1815	-117	28	-6.6%	1.5%	2478	2512	2905	34	426	1.4%	17.2%	2815	2994	3398	179	583	6.4%	20.7%			
18000	1790	1674	1820	-117	30	-6.5%	1.7%	2482	2517	2913	35	431	1.4%	17.3%	2819	2999	3408	180	589	6.4%	20.9%			
18050	1793	1677	1825	-116	32	-6.5%	1.8%	2485	2521	2921	36	435	1.4%	17.5%	2823	3003	3417	180	594	6.4%	21.1%			
18100	1796	1680	1830	-115	35	-6.4%	1.9%	2489	2526	2929	37	440	1.5%	17.7%	2827	3008	3427	181	600	6.4%	21.2%			
18150	1798	1684	1836	-115	37	-6.4%	2.1%	2492	2530	2937	37	444	1.5%	17.8%	2830	3013	3436	182	606	6.4%	21.4%			
18200	1801	1687	1841	-114	40	-6.3%	2.2%	2496	2534	2945	38	449	1.5%	18.0%	2834	3017	3446	183	611	6.5%	21.6%			
18250	1804	1690	1846	-113	42	-6.3%	2.3%	2499	2539	2953	39	454	1.6%	18.1%	2838	3022	3455	184	617	6.5%	21.7%			
18300	1806	1693	1851	-113	45	-6.2%	2.5%	2503	2543	2961	40	458	1.6%	18.3%	2842	3027	3465	185	623	6.5%	21.9%			
18350	1809	1697	1856	-112	47	-6.2%	2.6%	2506	2548	2969	41	463	1.6%	18.5%	2846	3031	3474	186	628	6.5%	22.1%			
18400	1812	1700	1861	-112	49	-6.2%	2.7%	2510	2552	2977	42	467	1.7%	18.6%	2849	3036	3483	187	634	6.5%	22.3%			
18450	1814	1703	1866	-111	52	-6.1%	2.9%	2513	2556	2985	43	472	1.7%	18.8%	2853	3041	3493	187	640	6.6%	22.4%			
18500	1817	1706	1871	-110	54	-6.1%	3.0%	2517	2561	2994	44	477	1.7%	18.9%	2857	3045	3502	188	645	6.6%	22.6%			
18550	1819	1710	1876	-110	57	-6.0%	3.1%	2520	2565	3002	45	481	1.8%	19.1%	2861	3050	3512	189	651	6.6%	22.8%			
18600	1822	1713	1881	-109	59	-6.0%	3.2%	2524	2570	3010	46	486	1.8%	19.3%	2865	3055	3521	190	657	6.6%	22.9%			
18650	1825	1716	1886	-108	61	-5.9%	3.4%	2527	2574	3018	47	490	1.8%	19.4%	2868	3059	3531	191	662	6.7%	23.1%			
18700	1827	1720	1891	-108	64	-5.9%	3.5%	2531	2578	3026	48	495	1.9%	19.6%	2872	3064	3540	192	668	6.7%	23.3%			
18750	1830	1723	1896	-107	66	-5.9%	3.6%	2534	2583	3034	49	500	1.9%	19.7%	2876	3069	3550	193	674	6.7%	23.4%			
18800	1833	1726	1901	-107	69	-5.8%	3.7%	2538	2587	3042	49	504	2.0%	19.9%	2880	3073	3559	193	679	6.7%	23.6%			
18850	1835	1729	1906	-106	71	-5.8%	3.9%	2541	2592	3050	50	509	2.0%	20.0%	2884	3078	3569	194	685	6.7%	23.8%			
18900	1838	1733	1911	-105	73	-5.7%	4.0%	2545	2596	3058	51	513	2.0%	20.2%	2888	3083	3578	195	691	6.8%	23.9%			
18950	1841	1736	1916	-105	76	-5.7%	4.1%	2548	2601	3066	52	518	2.1%	20.3%	2891	3087	3588	196	696	6.8%	24.1%			
19000	1843	1739	1922	-104	78	-5.6%	4.2%	2552	2605	3074	53	523	2.1%	20.5%	2895	3092	3597	197	702	6.8%	24.2%			
19050	1846	1742	1927	-103	81	-5.6%	4.4%	2555	2609	3083	54	527	2.1%	20.6%	2899	3097	3607	198	708	6.8%	24.4%			
19100	1849	1746	1932	-103	83	-5.6%	4.5%	2559	2614	3091	55	532	2.2%	20.8%	2903	3101	3616	199	713	6.8%	24.6%			
19150	1851	1749	1937	-102	86	-5.5%	4.6%	2562	2618	3099	56	536	2.2%	20.9%	2907	3106	3625	199	719	6.9%	24.7%			
19200	1854	1752	1942	-102	88	-5.5%	4.7%	2566	2623	3107	57	541	2.2%	21.1%	2910	3111	3635	200	725	6.9%	24.9%			
19250	1856	1755	1947	-101	90	-5.4%	4.9%	2569	2627	3115	58	546	2.2%	21.2%	2914	3115	3644	201	730	6.9%	25.1%			

Combined Adjusted Income	One Child							Two Children							Three Children						
	Schedule			\$ Difference		% Difference		Schedule			\$ Difference		% Difference		Schedule			\$ Difference		% Difference	
	Existing	BR4	USDA	BR4	USDA	BR4	USDA	Existing	BR4	USDA	BR4	USDA	BR4	USDA	Existing	BR4	USDA	BR4	USDA	BR4	USDA
19300	1859	1759	1952	-100	93	-5.4%	5.0%	2573	2631	3123	59	550	2.3%	21.4%	2918	3120	3654	202	736	6.9%	25.2%
19350	1862	1762	1957	-100	95	-5.4%	5.1%	2576	2636	3131	60	555	2.3%	21.5%	2922	3125	3663	203	742	6.9%	25.4%
19400	1864	1765	1962	-99	98	-5.3%	5.2%	2580	2640	3139	61	559	2.3%	21.7%	2926	3129	3673	204	747	7.0%	25.5%
19450	1867	1769	1967	-98	100	-5.3%	5.4%	2583	2645	3147	61	564	2.4%	21.8%	2929	3134	3682	205	753	7.0%	25.7%
19500	1870	1772	1972	-98	102	-5.2%	5.5%	2587	2649	3155	62	569	2.4%	22.0%	2933	3139	3692	206	759	7.0%	25.9%
19550	1872	1775	1977	-97	105	-5.2%	5.6%	2590	2653	3163	63	573	2.4%	22.1%	2937	3143	3701	206	764	7.0%	26.0%
19600	1875	1778	1982	-97	107	-5.2%	5.7%	2594	2658	3171	64	578	2.5%	22.3%	2941	3148	3711	207	770	7.0%	26.2%
19650	1878	1782	1987	-96	110	-5.1%	5.8%	2597	2662	3180	65	582	2.5%	22.4%	2945	3153	3720	208	775	7.1%	26.3%
19700	1880	1785	1992	-95	112	-5.1%	6.0%	2601	2667	3188	66	587	2.5%	22.6%	2948	3157	3730	209	781	7.1%	26.5%
19750	1883	1788	1997	-95	114	-5.0%	6.1%	2604	2671	3196	67	592	2.6%	22.7%	2952	3162	3739	210	787	7.1%	26.7%
19800	1886	1791	2002	-94	117	-5.0%	6.2%	2608	2676	3204	68	596	2.6%	22.9%	2956	3167	3749	211	792	7.1%	26.8%
19850	1888	1795	2007	-93	119	-5.0%	6.3%	2611	2680	3212	69	601	2.6%	23.0%	2960	3171	3758	212	798	7.1%	27.0%
19900	1891	1798	2013	-93	122	-4.9%	6.4%	2615	2684	3220	70	605	2.7%	23.2%	2964	3176	3767	212	804	7.2%	27.1%
19950	1893	1801	2018	-92	124	-4.9%	6.6%	2618	2689	3228	71	610	2.7%	23.3%	2967	3181	3777	213	809	7.2%	27.3%
20000	1896	1805	2023	-92	127	-4.8%	6.7%	2622	2693	3236	72	615	2.7%	23.4%	2971	3185	3786	214	815	7.2%	27.4%
20050	1899	1808	2028	-91	129	-4.8%	6.8%	2625	2698	3244	73	619	2.8%	23.6%	2975	3190	3796	215	821	7.2%	27.6%
20100	1901	1811	2033	-90	131	-4.8%	6.9%	2628	2702	3252	74	624	2.8%	23.7%	2979	3195	3805	216	826	7.2%	27.7%
20150	1904	1814	2038	-90	134	-4.7%	7.0%	2632	2706	3260	74	629	2.8%	23.9%	2983	3199	3815	217	832	7.3%	27.9%
20200	1907	1818	2043	-89	136	-4.7%	7.1%	2635	2711	3269	75	633	2.9%	24.0%	2987	3204	3824	218	838	7.3%	28.0%
20250	1909	1821	2048	-89	139	-4.6%	7.3%	2639	2715	3277	76	638	2.9%	24.2%	2990	3209	3834	218	843	7.3%	28.2%
20300	1912	1824	2053	-88	141	-4.6%	7.4%	2642	2720	3285	77	642	2.9%	24.3%	2994	3214	3843	219	849	7.3%	28.4%
20350	1915	1827	2058	-87	143	-4.6%	7.5%	2646	2724	3293	78	647	3.0%	24.4%	2998	3218	3853	220	855	7.3%	28.5%
20400	1917	1831	2063	-87	146	-4.5%	7.6%	2649	2728	3301	79	652	3.0%	24.6%	3002	3223	3862	221	860	7.4%	28.7%
20450	1920	1834	2068	-86	148	-4.5%	7.7%	2653	2733	3309	80	656	3.0%	24.7%	3006	3228	3872	222	866	7.4%	28.8%
20500	1923	1837	2073	-85	151	-4.4%	7.8%	2656	2737	3317	81	661	3.0%	24.9%	3009	3232	3881	223	872	7.4%	29.0%
20550	1925	1840	2078	-85	153	-4.4%	7.9%	2660	2742	3325	82	665	3.1%	25.0%	3013	3237	3891	224	877	7.4%	29.1%
20600	1928	1844	2083	-84	155	-4.4%	8.1%	2663	2746	3333	83	670	3.1%	25.2%	3017	3242	3900	225	883	7.4%	29.3%
20650	1931	1847	2088	-84	158	-4.3%	8.2%	2667	2751	3341	84	675	3.1%	25.3%	3021	3246	3909	225	889	7.5%	29.4%
20700	1933	1850	2093	-83	160	-4.3%	8.3%	2670	2755	3349	85	679	3.2%	25.4%	3025	3251	3919	226	894	7.5%	29.6%
20750	1936	1854	2098	-82	163	-4.3%	8.4%	2674	2759	3358	86	684	3.2%	25.6%	3028	3256	3928	227	900	7.5%	29.7%
20800	1938	1857	2104	-82	165	-4.2%	8.5%	2677	2764	3366	86	688	3.2%	25.7%	3032	3260	3938	228	906	7.5%	29.9%
20850	1941	1860	2109	-81	168	-4.2%	8.6%	2681	2768	3374	87	693	3.3%	25.8%	3036	3265	3947	229	911	7.5%	30.0%
20900	1944	1863	2114	-80	170	-4.1%	8.7%	2684	2773	3382	88	698	3.3%	26.0%	3040	3270	3957	230	917	7.6%	30.2%
20950	1946	1867	2119	-80	172	-4.1%	8.9%	2688	2777	3390	89	702	3.3%	26.1%	3044	3274	3966	231	923	7.6%	30.3%
21000	1949	1870	2124	-79	175	-4.1%	9.0%	2691	2781	3398	90	707	3.3%	26.3%	3047	3279	3976	231	928	7.6%	30.5%
21050	1952	1873	2129	-79	177	-4.0%	9.1%	2695	2786	3406	91	711	3.4%	26.4%	3051	3284	3985	232	934	7.6%	30.6%
21100	1954	1876	2134	-78	180	-4.0%	9.2%	2698	2790	3414	92	716	3.4%	26.5%	3055	3288	3995	233	940	7.6%	30.8%

Combined Adjusted Income	One Child							Two Children							Three Children						
	Schedule			\$ Difference		% Difference		Schedule			\$ Difference		% Difference		Schedule			\$ Difference		% Difference	
	Existing	BR4	USDA	BR4	USDA	BR4	USDA	Existing	BR4	USDA	BR4	USDA	BR4	USDA	Existing	BR4	USDA	BR4	USDA	BR4	USDA
21150	1957	1880	2139	-77	182	-4.0%	9.3%	2702	2795	3422	93	721	3.4%	26.7%	3059	3293	4004	234	945	7.7%	30.9%
21200	1960	1883	2144	-77	184	-3.9%	9.4%	2705	2799	3430	94	725	3.5%	26.8%	3063	3298	4014	235	951	7.7%	31.0%
21250	1962	1886	2149	-76	187	-3.9%	9.5%	2709	2803	3438	95	730	3.5%	26.9%	3067	3302	4023	236	956	7.7%	31.2%
21300	1965	1889	2154	-75	189	-3.8%	9.6%	2712	2808	3447	96	734	3.5%	27.1%	3070	3307	4032	237	962	7.7%	31.3%
21350	1968	1893	2159	-75	192	-3.8%	9.7%	2716	2812	3455	97	739	3.6%	27.2%	3074	3312	4042	237	968	7.7%	31.5%
21400	1970	1896	2164	-74	194	-3.8%	9.8%	2719	2817	3463	98	744	3.6%	27.3%	3078	3316	4051	238	973	7.7%	31.6%
21450	1973	1899	2169	-74	196	-3.7%	10.0%	2723	2821	3471	98	748	3.6%	27.5%	3082	3321	4061	239	979	7.8%	31.8%
21500	1975	1903	2174	-73	199	-3.7%	10.1%	2726	2826	3479	99	753	3.6%	27.6%	3086	3326	4070	240	985	7.8%	31.9%
21550	1978	1906	2179	-72	201	-3.7%	10.2%	2730	2830	3487	100	757	3.7%	27.7%	3089	3330	4080	241	990	7.8%	32.1%
21600	1981	1909	2184	-72	204	-3.6%	10.3%	2733	2834	3495	101	762	3.7%	27.9%	3093	3335	4089	242	996	7.8%	32.2%
21650	1983	1912	2190	-71	206	-3.6%	10.4%	2737	2839	3503	102	767	3.7%	28.0%	3097	3340	4099	243	1002	7.8%	32.3%
21700	1986	1916	2195	-70	209	-3.5%	10.5%	2740	2843	3511	103	771	3.8%	28.1%	3101	3344	4108	244	1007	7.9%	32.5%
21750	1989	1919	2200	-70	211	-3.5%	10.6%	2744	2848	3519	104	776	3.8%	28.3%	3105	3349	4118	244	1013	7.9%	32.6%
21800	1991	1922	2205	-69	213	-3.5%	10.7%	2747	2852	3527	105	780	3.8%	28.4%	3108	3354	4127	245	1019	7.9%	32.8%
21850	1994	1925	2210	-69	216	-3.4%	10.8%	2751	2856	3536	106	785	3.8%	28.5%	3112	3358	4137	246	1024	7.9%	32.9%
21900	1997	1929	2215	-68	218	-3.4%	10.9%	2754	2861	3544	107	790	3.9%	28.7%	3116	3363	4146	247	1030	7.9%	33.1%
21950	1999	1932	2220	-67	221	-3.4%	11.0%	2758	2865	3552	108	794	3.9%	28.8%	3120	3368	4156	248	1036	7.9%	33.2%
22000	2002	1935	2225	-67	223	-3.3%	11.1%	2761	2870	3560	109	799	3.9%	28.9%	3124	3372	4165	249	1041	8.0%	33.3%
22050	2005	1938	2230	-66	225	-3.3%	11.2%	2765	2874	3568	110	803	4.0%	29.1%	3127	3377	4174	250	1047	8.0%	33.5%
22100	2007	1942	2235	-65	228	-3.3%	11.3%	2768	2878	3576	110	808	4.0%	29.2%	3131	3382	4184	250	1053	8.0%	33.6%
22150	2010	1945	2240	-65	230	-3.2%	11.5%	2772	2883	3584	111	813	4.0%	29.3%	3135	3386	4193	251	1058	8.0%	33.8%
22200	2012	1948	2245	-64	233	-3.2%	11.6%	2775	2887	3592	112	817	4.0%	29.4%	3139	3391	4203	252	1064	8.0%	33.9%
22250	2015	1952	2250	-64	235	-3.2%	11.7%	2779	2892	3600	113	822	4.1%	29.6%	3143	3396	4212	253	1070	8.1%	34.0%
22300	2018	1955	2255	-63	237	-3.1%	11.8%	2782	2896	3608	114	826	4.1%	29.7%	3147	3400	4222	254	1075	8.1%	34.2%
22350	2020	1958	2260	-62	240	-3.1%	11.9%	2785	2901	3616	115	831	4.1%	29.8%	3150	3405	4231	255	1081	8.1%	34.3%
22400	2022	1961	2265	-61	243	-3.0%	12.0%	2788	2905	3625	117	837	4.2%	30.0%	3153	3410	4241	257	1088	8.1%	34.5%
22450	2024	1965	2270	-59	247	-2.9%	12.2%	2790	2909	3633	120	843	4.3%	30.2%	3155	3414	4250	260	1096	8.2%	34.7%
22500	2025	1968	2275	-57	250	-2.8%	12.4%	2792	2914	3641	122	849	4.4%	30.4%	3157	3419	4260	263	1103	8.3%	34.9%
22550	2027	1971	2281	-55	254	-2.7%	12.5%	2793	2918	3649	125	855	4.5%	30.6%	3158	3424	4269	265	1111	8.4%	35.2%
22600	2028	1974	2286	-54	258	-2.6%	12.7%	2795	2923	3657	127	862	4.6%	30.8%	3160	3428	4279	268	1118	8.5%	35.4%
22650	2029	1978	2291	-52	261	-2.5%	12.9%	2797	2927	3665	130	868	4.6%	31.0%	3162	3433	4288	271	1126	8.6%	35.6%
22700	2031	1981	2296	-50	265	-2.5%	13.0%	2799	2931	3673	132	874	4.7%	31.2%	3164	3438	4298	274	1134	8.7%	35.8%
22750	2032	1984	2301	-48	269	-2.4%	13.2%	2801	2936	3681	135	880	4.8%	31.4%	3166	3442	4307	277	1141	8.7%	36.0%
22800	2034	1987	2306	-46	272	-2.3%	13.4%	2803	2940	3689	138	887	4.9%	31.6%	3168	3447	4316	280	1149	8.8%	36.3%
22850	2035	1991	2311	-44	276	-2.2%	13.6%	2804	2945	3697	140	893	5.0%	31.8%	3169	3452	4326	282	1156	8.9%	36.5%
22900	2036	1994	2316	-42	279	-2.1%	13.7%	2806	2949	3705	143	899	5.1%	32.0%	3171	3456	4335	285	1164	9.0%	36.7%
22950	2038	1997	2321	-41	283	-2.0%	13.9%	2808	2953	3714	145	905	5.2%	32.2%	3173	3461	4345	288	1172	9.1%	36.9%

Combined Adjusted Income	One Child							Two Children						Three Children							
	Schedule			\$ Difference		% Difference		Schedule			\$ Difference		% Difference		Schedule			\$ Difference		% Difference	
	Existing	BR4	USDA	BR4	USDA	BR4	USDA	Existing	BR4	USDA	BR4	USDA	BR4	USDA	Existing	BR4	USDA	BR4	USDA	BR4	USDA
23000	2039	2001	2326	-39	287	-1.9%	14.1%	2810	2958	3722	148	912	5.3%	32.4%	3175	3466	4354	291	1179	9.2%	37.1%
23050	2041	2004	2331	-37	290	-1.8%	14.2%	2812	2962	3730	150	918	5.4%	32.6%	3177	3470	4364	294	1187	9.2%	37.4%
23100	2042	2007	2336	-35	294	-1.7%	14.4%	2814	2967	3738	153	924	5.4%	32.8%	3179	3475	4373	296	1195	9.3%	37.6%
23150	2044	2010	2341	-33	298	-1.6%	14.6%	2816	2971	3746	156	930	5.5%	33.0%	3181	3480	4383	299	1202	9.4%	37.8%
23200	2045	2014	2346	-31	301	-1.5%	14.7%	2817	2976	3754	158	937	5.6%	33.2%	3182	3485	4392	302	1210	9.5%	38.0%
23250	2046	2017	2351	-29	305	-1.4%	14.9%	2819	2980	3762	161	943	5.7%	33.4%	3184	3489	4402	305	1217	9.6%	38.2%
23300	2048	2020	2356	-28	309	-1.3%	15.1%	2821	2984	3770	163	949	5.8%	33.6%	3186	3494	4411	308	1225	9.7%	38.5%
23350	2049	2023	2361	-26	312	-1.3%	15.2%	2823	2989	3778	166	955	5.9%	33.8%	3188	3499	4421	311	1233	9.7%	38.7%
23400	2051	2027	2366	-24	316	-1.2%	15.4%	2825	2993	3786	168	962	6.0%	34.0%	3190	3503	4430	313	1240	9.8%	38.9%
23450	2052	2030	2372	-22	320	-1.1%	15.6%	2827	2998	3794	171	968	6.0%	34.2%	3192	3508	4440	316	1248	9.9%	39.1%
23500	2053	2033	2377	-20	323	-1.0%	15.7%	2828	3002	3803	174	974	6.1%	34.4%	3193	3513	4449	319	1256	10.0%	39.3%
23550	2055	2036	2382	-18	327	-0.9%	15.9%	2830	3006	3811	176	980	6.2%	34.6%	3195	3517	4458	322	1263	10.1%	39.5%
23600	2056	2040	2387	-17	330	-0.8%	16.1%	2832	3011	3819	179	987	6.3%	34.8%	3197	3522	4468	325	1271	10.2%	39.7%
23650	2058	2043	2392	-15	334	-0.7%	16.2%	2834	3015	3827	181	993	6.4%	35.0%	3199	3527	4477	328	1278	10.2%	40.0%
23700	2059	2046	2397	-13	338	-0.6%	16.4%	2836	3020	3835	184	999	6.5%	35.2%	3201	3531	4487	330	1286	10.3%	40.2%
23750	2061	2050	2402	-11	341	-0.5%	16.6%	2838	3024	3843	186	1005	6.6%	35.4%	3203	3536	4496	333	1294	10.4%	40.4%
23800	2062	2053	2407	-9	345	-0.4%	16.7%	2840	3028	3851	189	1012	6.7%	35.6%	3204	3541	4506	336	1301	10.5%	40.6%
23850	2063	2056	2412	-7	349	-0.4%	16.9%	2841	3033	3859	192	1018	6.7%	35.8%	3206	3545	4515	339	1309	10.6%	40.8%
23900	2065	2059	2417	-5	352	-0.3%	17.1%	2843	3037	3867	194	1024	6.8%	36.0%	3208	3550	4525	342	1317	10.7%	41.0%
23950	2066	2063	2422	-4	356	-0.2%	17.2%	2845	3042	3875	197	1030	6.9%	36.2%	3210	3555	4534	345	1324	10.7%	41.3%
24000	2068	2066	2427	-2	360	-0.1%	17.4%	2847	3046	3883	199	1037	7.0%	36.4%	3212	3559	4544	347	1332	10.8%	41.5%
24050	2069	2069	2432	0	363	0.0%	17.6%	2849	3051	3892	202	1043	7.1%	36.6%	3214	3564	4553	350	1339	10.9%	41.7%
24100	2070	2072	2437	2	367	0.1%	17.7%	2851	3055	3900	204	1049	7.2%	36.8%	3216	3569	4563	353	1347	11.0%	41.9%
24150	2072	2076	2442	4	371	0.2%	17.9%	2852	3059	3908	207	1055	7.3%	37.0%	3217	3573	4572	356	1355	11.1%	42.1%
24200	2073	2079	2447	6	374	0.3%	18.0%	2854	3064	3916	209	1062	7.3%	37.2%	3219	3578	4582	359	1362	11.1%	42.3%
24250	2075	2082	2452	8	378	0.4%	18.2%	2856	3068	3924	212	1068	7.4%	37.4%	3221	3583	4591	362	1370	11.2%	42.5%
24300	2076	2085	2458	9	381	0.5%	18.4%	2858	3073	3932	215	1074	7.5%	37.6%	3223	3587	4600	364	1378	11.3%	42.7%
24350	2077	2089	2463	11	385	0.5%	18.5%	2860	3077	3940	217	1080	7.6%	37.8%	3225	3592	4610	367	1385	11.4%	43.0%
24400	2079	2092	2468	13	389	0.6%	18.7%	2862	3081	3948	220	1087	7.7%	38.0%	3227	3597	4619	370	1393	11.5%	43.2%
24450	2080	2095	2473	15	392	0.7%	18.9%	2864	3086	3956	222	1093	7.8%	38.2%	3228	3601	4629	373	1400	11.5%	43.4%
24500	2082	2099	2478	17	396	0.8%	19.0%	2865	3090	3964	225	1099	7.8%	38.4%	3230	3606	4638	376	1408	11.6%	43.6%
24550	2083	2102	2483	19	400	0.9%	19.2%	2867	3095	3972	227	1105	7.9%	38.5%	3232	3611	4648	378	1416	11.7%	43.8%
24600	2085	2105	2488	21	403	1.0%	19.3%	2869	3099	3981	230	1112	8.0%	38.7%	3234	3615	4657	381	1423	11.8%	44.0%
24650	2086	2108	2493	22	407	1.1%	19.5%	2871	3103	3989	233	1118	8.1%	38.9%	3236	3620	4667	384	1431	11.9%	44.2%
24700	2087	2112	2498	24	411	1.2%	19.7%	2873	3108	3997	235	1124	8.2%	39.1%	3238	3625	4676	387	1438	12.0%	44.4%
24750	2089	2115	2503	26	414	1.2%	19.8%	2875	3112	4005	238	1130	8.3%	39.3%	3240	3629	4686	390	1446	12.0%	44.6%
24800	2090	2118	2508	28	418	1.3%	20.0%	2876	3117	4013	240	1136	8.4%	39.5%	3241	3634	4695	393	1454	12.1%	44.8%

Combined Adjusted Income	One Child							Two Children							Three Children						
	Schedule			\$ Difference		% Difference		Schedule			\$ Difference		% Difference		Schedule			\$ Difference		% Difference	
	Existing	BR4	USDA	BR4	USDA	BR4	USDA	Existing	BR4	USDA	BR4	USDA	BR4	USDA	Existing	BR4	USDA	BR4	USDA	BR4	USDA
24850	2092	2121	2513	30	421	1.4%	20.1%	2878	3121	4021	243	1143	8.4%	39.7%	3243	3639	4705	395	1461	12.2%	45.1%
24900	2093	2125	2518	32	425	1.5%	20.3%	2880	3126	4029	245	1149	8.5%	39.9%	3245	3643	4714	398	1469	12.3%	45.3%
24950	2094	2128	2523	33	429	1.6%	20.5%	2882	3130	4037	248	1155	8.6%	40.1%	3247	3648	4724	401	1477	12.4%	45.5%
25000	2096	2131	2528	35	432	1.7%	20.6%	2884	3134	4045	251	1161	8.7%	40.3%	3249	3653	4733	404	1484	12.4%	45.7%
25050	2097	2134	2533	37	436	1.8%	20.8%	2886	3139	4053	253	1168	8.8%	40.5%	3251	3657	4742	407	1492	12.5%	45.9%
25100	2099	2138	2538	39	440	1.9%	20.9%	2887	3143	4061	256	1174	8.9%	40.7%	3252	3662	4752	410	1499	12.6%	46.1%
25150	2100	2141	2543	41	443	1.9%	21.1%	2889	3148	4070	258	1180	8.9%	40.8%	3254	3667	4761	412	1507	12.7%	46.3%
25200	2102	2144	2549	43	447	2.0%	21.3%	2891	3152	4078	261	1186	9.0%	41.0%	3256	3671	4771	415	1515	12.8%	46.5%
25250	2103	2148	2554	45	451	2.1%	21.4%	2893	3156	4086	263	1193	9.1%	41.2%	3258	3676	4780	418	1522	12.8%	46.7%
25300	2104	2151	2559	46	454	2.2%	21.6%	2895	3161	4094	266	1199	9.2%	41.4%	3260	3681	4790	421	1530	12.9%	46.9%
25350	2106	2154	2564	48	458	2.3%	21.7%	2897	3165	4102	269	1205	9.3%	41.6%	3262	3685	4799	424	1538	13.0%	47.1%
25400	2107	2157	2569	50	462	2.4%	21.9%	2899	3170	4110	271	1211	9.4%	41.8%	3264	3690	4809	427	1545	13.1%	47.3%
25450	2109	2161	2574	52	465	2.5%	22.1%	2900	3174	4118	274	1218	9.4%	42.0%	3265	3695	4818	429	1553	13.2%	47.6%
25500	2110	2164	2579	54	469	2.6%	22.2%	2902	3179	4126	276	1224	9.5%	42.2%	3267	3699	4828	432	1560	13.2%	47.8%
25550	2111	2167	2584	56	472	2.6%	22.4%	2904	3183	4134	279	1230	9.6%	42.4%	3269	3704	4837	435	1568	13.3%	48.0%
25600	2113	2170	2589	58	476	2.7%	22.5%	2906	3187	4142	281	1236	9.7%	42.5%	3271	3709	4847	438	1576	13.4%	48.2%
25650	2114	2174	2594	59	480	2.8%	22.7%	2908	3192	4150	284	1243	9.8%	42.7%	3273	3713	4856	441	1583	13.5%	48.4%
25700	2116	2177	2599	61	483	2.9%	22.8%	2910	3196	4159	287	1249	9.8%	42.9%	3275	3718	4865	444	1591	13.5%	48.6%
25750	2117	2180	2604	63	487	3.0%	23.0%	2911	3201	4167	289	1255	9.9%	43.1%	3276	3723	4875	446	1599	13.6%	48.8%
25800	2119	2184	2609	65	491	3.1%	23.2%	2913	3205	4175	292	1261	10.0%	43.3%	3278	3727	4884	449	1606	13.7%	49.0%
25850	2120	2187	2614	67	494	3.2%	23.3%	2915	3209	4183	294	1268	10.1%	43.5%	3280	3732	4894	452	1614	13.8%	49.2%
25900	2121	2190	2619	69	498	3.2%	23.5%	2917	3214	4191	297	1274	10.2%	43.7%	3282	3737	4903	455	1621	13.9%	49.4%
25950	2123	2193	2624	70	502	3.3%	23.6%	2919	3218	4199	299	1280	10.3%	43.9%	3284	3741	4913	458	1629	13.9%	49.6%
26000	2124	2197	2629	72	505	3.4%	23.8%	2921	3223	4207	302	1286	10.3%	44.0%	3286	3746	4922	461	1637	14.0%	49.8%
26050	2126	2200	2634	74	509	3.5%	23.9%	2923	3227	4215	305	1293	10.4%	44.2%	3287	3751	4932	463	1644	14.1%	50.0%
26100	2127	2203	2640	76	512	3.6%	24.1%	2924	3231	4223	307	1299	10.5%	44.4%	3289	3755	4941	466	1652	14.2%	50.2%
26150	2128	2206	2645	78	516	3.7%	24.2%	2926	3236	4231	310	1305	10.6%	44.6%	3291	3760	4951	469	1660	14.3%	50.4%
26200	2130	2210	2650	80	520	3.7%	24.4%	2928	3240	4239	312	1311	10.7%	44.8%	3293	3765	4960	472	1667	14.3%	50.6%
26250	2131	2213	2655	82	523	3.8%	24.6%	2930	3245	4248	315	1318	10.7%	45.0%	3295	3770	4970	475	1675	14.4%	50.8%
26300	2133	2216	2660	83	527	3.9%	24.7%	2932	3249	4256	317	1324	10.8%	45.2%	3297	3774	4979	477	1682	14.5%	51.0%
26350	2134	2219	2665	85	531	4.0%	24.9%	2934	3254	4264	320	1330	10.9%	45.3%	3299	3779	4989	480	1690	14.6%	51.2%
26400	2136	2223	2670	87	534	4.1%	25.0%	2935	3258	4272	322	1336	11.0%	45.5%	3300	3784	4998	483	1698	14.6%	51.4%
26450	2137	2226	2675	89	538	4.2%	25.2%	2937	3262	4280	325	1343	11.1%	45.7%	3302	3788	5007	486	1705	14.7%	51.6%
26500	2138	2229	2680	91	542	4.2%	25.3%	2939	3267	4288	328	1349	11.1%	45.9%	3304	3793	5017	489	1713	14.8%	51.8%
26550	2140	2233	2685	93	545	4.3%	25.5%	2941	3271	4296	330	1355	11.2%	46.1%	3306	3798	5026	492	1720	14.9%	52.0%
26600	2141	2236	2690	95	549	4.4%	25.6%	2943	3276	4304	333	1361	11.3%	46.3%	3308	3802	5036	494	1728	14.9%	52.2%
26650	2143	2239	2695	96	553	4.5%	25.8%	2945	3280	4312	335	1368	11.4%	46.4%	3310	3807	5045	497	1736	15.0%	52.4%

Combined Adjusted Income	One Child							Two Children							Three Children						
	Schedule			\$ Difference		% Difference		Schedule			\$ Difference		% Difference		Schedule			\$ Difference		% Difference	
	Existing	BR4	USDA	BR4	USDA	BR4	USDA	Existing	BR4	USDA	BR4	USDA	BR4	USDA	Existing	BR4	USDA	BR4	USDA	BR4	USDA
26700	2144	2242	2700	98	556	4.6%	25.9%	2947	3284	4320	338	1374	11.5%	46.6%	3311	3812	5055	500	1743	15.1%	52.6%
26750	2145	2246	2705	100	560	4.7%	26.1%	2948	3289	4328	340	1380	11.5%	46.8%	3313	3816	5064	503	1751	15.2%	52.8%
26800	2147	2249	2710	102	563	4.7%	26.2%	2950	3293	4337	343	1386	11.6%	47.0%	3315	3821	5074	506	1759	15.3%	53.0%
26850	2148	2252	2715	104	567	4.8%	26.4%	2952	3298	4345	346	1393	11.7%	47.2%	3317	3826	5083	509	1766	15.3%	53.2%
26900	2150	2255	2720	106	571	4.9%	26.5%	2954	3302	4353	348	1399	11.8%	47.4%	3319	3830	5093	511	1774	15.4%	53.4%
26950	2151	2259	2726	108	574	5.0%	26.7%	2956	3306	4361	351	1405	11.9%	47.5%	3321	3835	5102	514	1781	15.5%	53.6%
27000	2153	2262	2731	109	578	5.1%	26.9%	2958	3311	4369	353	1411	11.9%	47.7%	3323	3840	5112	517	1789	15.6%	53.8%
27050	2154	2265	2736	111	582	5.2%	27.0%	2959	3315	4377	356	1418	12.0%	47.9%	3324	3844	5121	520	1797	15.6%	54.0%
27100	2155	2268	2741	113	585	5.2%	27.2%	2961	3320	4385	358	1424	12.1%	48.1%	3326	3849	5131	523	1804	15.7%	54.2%
27150	2157	2272	2746	115	589	5.3%	27.3%	2963	3324	4393	361	1430	12.2%	48.3%	3328	3854	5140	526	1812	15.8%	54.4%
27200	2158	2275	2751	117	593	5.4%	27.5%	2965	3329	4401	364	1436	12.3%	48.4%	3330	3858	5149	528	1820	15.9%	54.6%
27250	2160	2278	2756	119	596	5.5%	27.6%	2967	3333	4409	366	1443	12.3%	48.6%	3332	3863	5159	531	1827	15.9%	54.8%
27300	2161	2282	2761	120	600	5.6%	27.8%	2969	3337	4417	369	1449	12.4%	48.8%	3334	3868	5168	534	1835	16.0%	55.0%
27350	2162	2285	2766	122	603	5.7%	27.9%	2970	3342	4426	371	1455	12.5%	49.0%	3335	3872	5178	537	1842	16.1%	55.2%
27400	2164	2288	2771	124	607	5.7%	28.1%	2972	3346	4434	374	1461	12.6%	49.2%	3337	3877	5187	540	1850	16.2%	55.4%
27450	2165	2291	2776	126	611	5.8%	28.2%	2974	3351	4442	376	1468	12.7%	49.3%	3339	3882	5197	543	1858	16.2%	55.6%
27500	2167	2295	2781	128	614	5.9%	28.4%	2976	3355	4450	379	1474	12.7%	49.5%	3341	3886	5206	545	1865	16.3%	55.8%
27550	2168	2298	2786	130	618	6.0%	28.5%	2978	3359	4458	382	1480	12.8%	49.7%	3343	3891	5216	548	1873	16.4%	56.0%
27600	2170	2301	2791	132	622	6.1%	28.7%	2980	3364	4466	384	1486	12.9%	49.9%	3345	3896	5225	551	1881	16.5%	56.2%
27650	2171	2304	2796	133	625	6.1%	28.8%	2982	3368	4474	387	1493	13.0%	50.1%	3347	3900	5235	554	1888	16.5%	56.4%
27700	2172	2308	2801	135	629	6.2%	29.0%	2983	3373	4482	389	1499	13.0%	50.2%	3348	3905	5244	557	1896	16.6%	56.6%
27750	2174	2311	2806	137	633	6.3%	29.1%	2985	3377	4490	392	1505	13.1%	50.4%	3350	3910	5254	559	1903	16.7%	56.8%
27800	2175	2314	2811	139	636	6.4%	29.3%	2987	3381	4498	394	1511	13.2%	50.6%	3352	3914	5263	562	1911	16.8%	57.0%
27850	2177	2317	2817	141	640	6.5%	29.4%	2989	3386	4506	397	1518	13.3%	50.8%	3354	3919	5273	565	1919	16.9%	57.2%
27900	2178	2321	2822	143	644	6.6%	29.5%	2991	3390	4515	400	1524	13.4%	50.9%	3356	3924	5282	568	1926	16.9%	57.4%
27950	2179	2324	2827	145	647	6.6%	29.7%	2993	3395	4523	402	1530	13.4%	51.1%	3357	3928	5291	571	1934	17.0%	57.6%
28000	2181	2327	2832	146	651	6.7%	29.8%	2994	3399	4531	405	1536	13.5%	51.3%	3359	3933	5301	574	1942	17.1%	57.8%
28050	2182	2331	2837	148	655	6.8%	30.0%	2996	3404	4539	407	1543	13.6%	51.5%	3361	3938	5310	577	1949	17.2%	58.0%
28100	2184	2334	2842	150	658	6.9%	30.1%	2998	3408	4547	410	1549	13.7%	51.7%	3363	3942	5320	580	1957	17.2%	58.2%
28150	2185	2337	2847	152	662	7.0%	30.3%	3000	3412	4555	413	1555	13.8%	51.8%	3365	3947	5329	582	1965	17.3%	58.4%
28200	2186	2340	2852	154	666	7.0%	30.4%	3001	3417	4563	415	1562	13.8%	52.0%	3366	3952	5339	585	1972	17.4%	58.6%
28250	2188	2344	2857	156	669	7.1%	30.6%	3003	3421	4571	418	1568	13.9%	52.2%	3368	3956	5348	588	1980	17.5%	58.8%
28300	2189	2347	2862	158	673	7.2%	30.7%	3005	3426	4579	421	1574	14.0%	52.4%	3370	3961	5358	591	1988	17.5%	59.0%
28350	2190	2350	2867	160	677	7.3%	30.9%	3007	3430	4587	423	1581	14.1%	52.6%	3372	3966	5367	594	1995	17.6%	59.2%
28400	2192	2353	2872	162	680	7.4%	31.0%	3009	3434	4595	426	1587	14.2%	52.7%	3374	3970	5377	597	2003	17.7%	59.4%
28450	2193	2357	2877	164	684	7.5%	31.2%	3010	3439	4604	428	1593	14.2%	52.9%	3375	3975	5386	600	2011	17.8%	59.6%
28500	2194	2360	2882	165	688	7.5%	31.3%	3012	3443	4612	431	1599	14.3%	53.1%	3377	3980	5396	603	2018	17.8%	59.8%

Combined Adjusted Income	One Child							Two Children							Three Children						
	Schedule			\$ Difference		% Difference		Schedule			\$ Difference		% Difference		Schedule			\$ Difference		% Difference	
	Existing	BR4	USDA	BR4	USDA	BR4	USDA	Existing	BR4	USDA	BR4	USDA	BR4	USDA	Existing	BR4	USDA	BR4	USDA	BR4	USDA
28550	2196	2363	2887	167	691	7.6%	31.5%	3014	3448	4620	434	1606	14.4%	53.3%	3379	3984	5405	606	2026	17.9%	60.0%
28600	2197	2366	2892	169	695	7.7%	31.6%	3016	3452	4628	436	1612	14.5%	53.5%	3381	3989	5415	608	2034	18.0%	60.2%
28650	2199	2370	2897	171	699	7.8%	31.8%	3017	3456	4636	439	1618	14.5%	53.6%	3382	3994	5424	611	2042	18.1%	60.4%
28700	2200	2373	2902	173	703	7.9%	31.9%	3019	3461	4644	442	1625	14.6%	53.8%	3384	3998	5433	614	2049	18.1%	60.6%
28750	2201	2376	2908	175	706	7.9%	32.1%	3021	3465	4652	444	1631	14.7%	54.0%	3386	4003	5443	617	2057	18.2%	60.7%
28800	2203	2380	2913	177	710	8.0%	32.2%	3023	3470	4660	447	1637	14.8%	54.2%	3388	4008	5452	620	2065	18.3%	60.9%
28850	2204	2383	2918	179	714	8.1%	32.4%	3025	3474	4668	450	1644	14.9%	54.3%	3390	4012	5462	623	2072	18.4%	61.1%
28900	2205	2386	2923	181	717	8.2%	32.5%	3026	3479	4676	452	1650	14.9%	54.5%	3391	4017	5471	626	2080	18.5%	61.3%
28950	2207	2389	2928	183	721	8.3%	32.7%	3028	3483	4684	455	1656	15.0%	54.7%	3393	4022	5481	629	2088	18.5%	61.5%
29000	2208	2393	2933	184	725	8.4%	32.8%	3030	3487	4693	457	1663	15.1%	54.9%	3395	4026	5490	632	2095	18.6%	61.7%
29050	2210	2396	2938	186	728	8.4%	33.0%	3032	3492	4701	460	1669	15.2%	55.0%	3397	4031	5500	634	2103	18.7%	61.9%
29100	2211	2399	2943	188	732	8.5%	33.1%	3034	3496	4709	463	1675	15.3%	55.2%	3398	4036	5509	637	2111	18.8%	62.1%
29150	2212	2402	2948	190	736	8.6%	33.3%	3035	3501	4717	465	1681	15.3%	55.4%	3400	4041	5519	640	2118	18.8%	62.3%
29200	2214	2406	2953	192	739	8.7%	33.4%	3037	3505	4725	468	1688	15.4%	55.6%	3402	4045	5528	643	2126	18.9%	62.5%
29250	2215	2409	2958	194	743	8.8%	33.5%	3039	3509	4733	471	1694	15.5%	55.7%	3404	4050	5538	646	2134	19.0%	62.7%
29300	2216	2412	2963	196	747	8.8%	33.7%	3041	3514	4741	473	1700	15.6%	55.9%	3406	4055	5547	649	2141	19.1%	62.9%
29350	2218	2415	2968	198	750	8.9%	33.8%	3042	3518	4749	476	1707	15.6%	56.1%	3407	4059	5557	652	2149	19.1%	63.1%
29400	2219	2419	2973	200	754	9.0%	34.0%	3044	3523	4757	478	1713	15.7%	56.3%	3409	4064	5566	655	2157	19.2%	63.3%
29450	2220	2422	2978	202	758	9.1%	34.1%	3046	3527	4765	481	1719	15.8%	56.4%	3411	4069	5575	658	2164	19.3%	63.5%
29500	2222	2425	2983	203	762	9.2%	34.3%	3048	3531	4773	484	1726	15.9%	56.6%	3413	4073	5585	660	2172	19.4%	63.6%
29550	2223	2429	2988	205	765	9.2%	34.4%	3050	3536	4782	486	1732	15.9%	56.8%	3415	4078	5594	663	2180	19.4%	63.8%
29600	2225	2432	2994	207	769	9.3%	34.6%	3051	3540	4790	489	1738	16.0%	57.0%	3416	4083	5604	666	2188	19.5%	64.0%
29650	2226	2435	2999	209	773	9.4%	34.7%	3053	3545	4798	492	1745	16.1%	57.1%	3418	4087	5613	669	2195	19.6%	64.2%
29700	2227	2438	3004	211	776	9.5%	34.9%	3055	3549	4806	494	1751	16.2%	57.3%	3420	4092	5623	672	2203	19.7%	64.4%
29750	2229	2442	3009	213	780	9.6%	35.0%	3057	3554	4814	497	1757	16.3%	57.5%	3422	4097	5632	675	2211	19.7%	64.6%
29800	2230	2445	3014	215	784	9.6%	35.1%	3058	3558	4822	499	1763	16.3%	57.7%	3423	4101	5642	678	2218	19.8%	64.8%
29850	2231	2448	3019	217	787	9.7%	35.3%	3060	3562	4830	502	1770	16.4%	57.8%	3425	4106	5651	681	2226	19.9%	65.0%
29900	2233	2451	3024	219	791	9.8%	35.4%	3062	3567	4838	505	1776	16.5%	58.0%	3427	4111	5661	684	2234	19.9%	65.2%
29950	2234	2455	3029	221	795	9.9%	35.6%	3064	3571	4846	507	1782	16.6%	58.2%	3429	4115	5670	686	2241	20.0%	65.4%
30000	2236	2458	3034	222	798	9.9%	35.7%	3066	3576	4854	510	1789	16.6%	58.3%	3431	4120	5680	689	2249	20.1%	65.6%

Average Change

-6% 6%

2% 22%

7% 25%

Combined Adjusted Income	Four Children							Five Children							Six Children						
	Schedule			\$ Difference		% Difference		Schedule			\$ Difference		% Difference		Schedule			\$ Difference		% Difference	
	Existing	BR4	USDA	BR4	USDA	BR4	USDA	Existing	BR4	USDA	BR4	USDA	BR4	USDA	Existing	BR4	USDA	BR4	USDA	BR4	USDA
800	367	331	448	-36	80	-9.8%	21.9%	404	364	560	-40	156	-9.8%	38.5%	440	396	672	-44	232	-9.9%	52.7%
850	387	352	476	-35	89	-9.0%	23.0%	425	387	595	-38	169	-9.0%	39.8%	463	421	714	-42	251	-9.1%	54.1%
900	406	370	504	-36	98	-8.8%	24.1%	447	407	630	-39	183	-8.8%	41.0%	486	443	756	-43	270	-8.9%	55.5%
950	425	388	532	-37	107	-8.6%	25.1%	468	427	665	-40	197	-8.6%	42.1%	509	464	798	-44	289	-8.7%	56.7%
1000	444	407	560	-38	115	-8.5%	26.0%	489	447	700	-41	211	-8.5%	43.1%	532	486	840	-46	308	-8.6%	57.9%
1050	463	425	588	-39	124	-8.3%	26.9%	510	467	735	-42	225	-8.3%	44.2%	554	508	881	-47	327	-8.4%	59.0%
1100	482	442	616	-41	133	-8.4%	27.7%	530	486	770	-45	239	-8.4%	45.1%	577	528	923	-49	346	-8.5%	60.0%
1150	501	461	644	-40	143	-8.1%	28.5%	551	507	805	-45	253	-8.1%	46.0%	600	551	965	-49	366	-8.2%	61.0%
1200	520	479	672	-41	152	-8.0%	29.2%	572	526	840	-46	268	-8.0%	46.8%	622	572	1007	-50	385	-8.0%	61.9%
1250	539	497	700	-42	161	-7.9%	29.8%	593	546	875	-47	282	-7.9%	47.5%	645	594	1049	-51	404	-7.9%	62.7%
1300	558	515	728	-43	170	-7.8%	30.4%	614	566	909	-48	296	-7.8%	48.2%	668	615	1091	-52	424	-7.8%	63.5%
1350	577	533	756	-44	179	-7.7%	31.0%	634	586	944	-49	310	-7.7%	48.9%	690	637	1133	-53	443	-7.7%	64.2%
1400	594	551	784	-44	189	-7.4%	31.8%	654	606	979	-48	326	-7.4%	49.8%	711	658	1175	-53	464	-7.5%	65.2%
1450	612	569	812	-44	199	-7.1%	32.6%	673	625	1014	-48	341	-7.1%	50.7%	733	680	1217	-53	485	-7.2%	66.2%
1500	630	587	840	-43	210	-6.9%	33.3%	693	645	1049	-48	357	-6.9%	51.5%	754	701	1259	-52	506	-6.9%	67.1%
1550	647	605	868	-43	220	-6.6%	34.0%	712	665	1084	-47	372	-6.6%	52.3%	775	723	1301	-52	526	-6.7%	67.9%
1600	665	623	895	-43	230	-6.4%	34.6%	732	685	1119	-47	388	-6.4%	53.0%	796	744	1343	-52	547	-6.5%	68.7%
1650	683	639	923	-43	241	-6.4%	35.2%	751	703	1154	-48	403	-6.4%	53.7%	817	765	1385	-53	568	-6.4%	69.5%
1700	701	656	951	-44	251	-6.3%	35.8%	771	722	1189	-49	419	-6.3%	54.3%	838	785	1427	-54	589	-6.4%	70.2%
1750	718	673	979	-45	261	-6.3%	36.4%	790	740	1224	-50	434	-6.3%	55.0%	860	805	1469	-55	610	-6.4%	70.9%
1800	736	690	1007	-46	272	-6.2%	36.9%	809	759	1259	-51	450	-6.2%	55.6%	881	825	1511	-56	630	-6.3%	71.6%
1850	754	707	1035	-47	282	-6.2%	37.4%	829	777	1294	-52	465	-6.2%	56.1%	902	845	1553	-57	651	-6.3%	72.2%
1900	771	724	1063	-48	292	-6.2%	37.9%	848	796	1329	-52	481	-6.2%	56.7%	923	865	1595	-58	672	-6.3%	72.8%
1950	789	740	1091	-48	302	-6.1%	38.3%	868	814	1364	-53	496	-6.1%	57.2%	944	885	1637	-59	693	-6.2%	73.4%
2000	807	757	1119	-49	313	-6.1%	38.8%	887	833	1399	-54	512	-6.1%	57.7%	965	906	1679	-60	714	-6.2%	73.9%
2050	824	774	1147	-49	324	-6.0%	39.3%	906	852	1434	-54	528	-6.0%	58.3%	986	926	1721	-60	735	-6.1%	74.6%
2100	840	792	1175	-49	335	-5.8%	39.9%	924	871	1469	-54	545	-5.8%	58.9%	1006	946	1763	-59	757	-5.9%	75.3%
2150	857	809	1203	-48	346	-5.6%	40.4%	943	889	1504	-53	562	-5.6%	59.6%	1026	967	1805	-59	779	-5.7%	76.0%
2200	873	826	1231	-48	358	-5.5%	41.0%	961	908	1539	-53	578	-5.5%	60.2%	1045	987	1847	-58	802	-5.6%	76.7%
2250	890	843	1259	-47	369	-5.3%	41.5%	979	927	1574	-52	595	-5.3%	60.8%	1065	1008	1889	-58	824	-5.4%	77.3%
2300	907	860	1287	-47	381	-5.2%	42.0%	997	946	1609	-52	612	-5.2%	61.3%	1085	1028	1931	-57	846	-5.3%	77.9%
2350	923	877	1315	-47	392	-5.0%	42.5%	1016	964	1644	-51	628	-5.0%	61.9%	1105	1048	1973	-57	868	-5.1%	78.5%
2400	940	894	1343	-46	403	-4.9%	42.9%	1034	983	1679	-51	645	-4.9%	62.4%	1125	1069	2015	-56	890	-5.0%	79.1%
2450	956	911	1371	-46	415	-4.8%	43.4%	1052	1002	1714	-50	662	-4.8%	62.9%	1145	1089	2057	-56	912	-4.9%	79.7%
2500	973	928	1399	-45	426	-4.7%	43.8%	1070	1021	1749	-50	679	-4.7%	63.4%	1165	1109	2099	-55	934	-4.7%	80.2%
2550	990	945	1427	-45	438	-4.5%	44.2%	1089	1039	1784	-49	695	-4.5%	63.9%	1184	1130	2141	-55	956	-4.6%	80.7%
2600	1006	962	1455	-44	449	-4.4%	44.6%	1107	1058	1819	-49	712	-4.4%	64.3%	1204	1150	2183	-54	978	-4.5%	81.2%

Combined Adjusted Income	Four Children							Five Children							Six Children						
	Schedule			\$ Difference		% Difference		Schedule			\$ Difference		% Difference		Schedule			\$ Difference		% Difference	
	Existing	BR4	USDA	BR4	USDA	BR4	USDA	Existing	BR4	USDA	BR4	USDA	BR4	USDA	Existing	BR4	USDA	BR4	USDA	BR4	USDA
2650	1023	979	1483	-44	460	-4.3%	45.0%	1125	1077	1854	-48	729	-4.3%	64.8%	1224	1170	2225	-54	1001	-4.4%	81.7%
2700	1039	996	1511	-44	472	-4.2%	45.4%	1143	1095	1889	-48	746	-4.2%	65.2%	1244	1191	2267	-53	1023	-4.3%	82.2%
2750	1056	1013	1539	-43	483	-4.1%	45.8%	1162	1114	1924	-48	762	-4.1%	65.6%	1264	1211	2309	-53	1045	-4.2%	82.7%
2800	1073	1030	1567	-43	495	-4.0%	46.1%	1180	1133	1959	-47	779	-4.0%	66.0%	1284	1231	2351	-52	1067	-4.1%	83.1%
2850	1089	1047	1595	-42	506	-3.9%	46.5%	1198	1151	1994	-47	796	-3.9%	66.4%	1303	1251	2393	-52	1089	-4.0%	83.6%
2900	1106	1064	1623	-42	517	-3.8%	46.8%	1216	1170	2029	-46	813	-3.8%	66.8%	1323	1272	2435	-51	1111	-3.9%	84.0%
2950	1122	1081	1651	-42	529	-3.7%	47.1%	1234	1189	2064	-46	829	-3.7%	67.2%	1343	1292	2477	-51	1134	-3.8%	84.4%
3000	1139	1098	1679	-41	540	-3.6%	47.5%	1253	1207	2099	-45	846	-3.6%	67.6%	1363	1312	2519	-50	1156	-3.7%	84.8%
3050	1155	1115	1707	-41	552	-3.5%	47.8%	1271	1226	2134	-45	863	-3.5%	67.9%	1383	1333	2561	-50	1178	-3.6%	85.2%
3100	1172	1132	1735	-40	563	-3.4%	48.1%	1289	1245	2169	-44	880	-3.4%	68.3%	1402	1353	2603	-49	1200	-3.5%	85.6%
3150	1188	1148	1763	-40	575	-3.4%	48.4%	1307	1263	2204	-44	897	-3.4%	68.6%	1422	1373	2644	-49	1222	-3.4%	85.9%
3200	1203	1165	1791	-38	588	-3.1%	48.9%	1323	1282	2239	-41	915	-3.1%	69.2%	1440	1394	2686	-46	1247	-3.2%	86.6%
3250	1217	1181	1819	-36	602	-3.0%	49.4%	1339	1299	2274	-40	935	-3.0%	69.8%	1457	1412	2728	-45	1272	-3.1%	87.3%
3300	1231	1197	1847	-35	616	-2.8%	50.0%	1355	1316	2309	-38	954	-2.8%	70.4%	1474	1431	2770	-43	1297	-2.9%	88.0%
3350	1246	1212	1875	-34	629	-2.7%	50.5%	1370	1333	2344	-37	973	-2.7%	71.0%	1491	1449	2812	-42	1322	-2.8%	88.7%
3400	1260	1227	1892	-32	632	-2.6%	50.2%	1386	1350	2365	-36	979	-2.6%	70.7%	1508	1468	2838	-40	1330	-2.7%	88.2%
3450	1274	1243	1901	-31	627	-2.4%	49.2%	1402	1367	2376	-34	974	-2.4%	69.5%	1525	1486	2851	-39	1326	-2.5%	87.0%
3500	1288	1258	1909	-30	621	-2.3%	48.2%	1417	1384	2387	-33	970	-2.3%	68.4%	1542	1505	2864	-37	1322	-2.4%	85.8%
3550	1303	1274	1918	-29	615	-2.2%	47.2%	1433	1401	2397	-32	965	-2.2%	67.3%	1559	1523	2877	-36	1318	-2.3%	84.5%
3600	1317	1289	1927	-27	610	-2.1%	46.3%	1448	1418	2408	-30	960	-2.1%	66.3%	1576	1542	2890	-34	1314	-2.2%	83.4%
3650	1331	1305	1935	-26	604	-2.0%	45.4%	1464	1435	2419	-29	955	-2.0%	65.2%	1593	1560	2903	-33	1310	-2.1%	82.2%
3700	1345	1320	1944	-25	599	-1.9%	44.5%	1480	1452	2430	-27	950	-1.9%	64.2%	1610	1579	2916	-31	1306	-1.9%	81.1%
3750	1359	1336	1952	-24	593	-1.7%	43.6%	1495	1469	2440	-26	945	-1.7%	63.2%	1627	1597	2929	-30	1302	-1.8%	80.0%
3800	1373	1351	1961	-22	588	-1.6%	42.8%	1510	1486	2451	-24	941	-1.6%	62.3%	1643	1616	2941	-27	1299	-1.7%	79.0%
3850	1386	1367	1970	-19	583	-1.4%	42.1%	1525	1504	2462	-21	937	-1.4%	61.5%	1659	1634	2954	-25	1295	-1.5%	78.1%
3900	1400	1384	1978	-16	578	-1.1%	41.3%	1540	1522	2473	-18	933	-1.1%	60.6%	1675	1654	2967	-21	1292	-1.2%	77.1%
3950	1413	1399	1987	-14	574	-1.0%	40.6%	1555	1539	2483	-16	929	-1.0%	59.8%	1691	1673	2980	-19	1289	-1.1%	76.2%
4000	1427	1413	1995	-13	569	-0.9%	39.9%	1569	1555	2494	-15	925	-0.9%	58.9%	1707	1690	2993	-18	1286	-1.0%	75.3%
4050	1440	1428	2004	-12	564	-0.9%	39.1%	1584	1570	2505	-14	921	-0.9%	58.1%	1724	1707	3006	-17	1282	-1.0%	74.4%
4100	1454	1442	2013	-12	559	-0.8%	38.4%	1599	1586	2516	-13	917	-0.8%	57.3%	1740	1724	3019	-16	1279	-0.9%	73.5%
4150	1467	1456	2021	-11	554	-0.7%	37.8%	1614	1602	2526	-12	913	-0.7%	56.5%	1756	1741	3032	-14	1276	-0.8%	72.7%
4200	1481	1471	2030	-10	549	-0.7%	37.1%	1629	1618	2537	-11	909	-0.7%	55.8%	1772	1758	3045	-13	1273	-0.8%	71.8%
4250	1494	1485	2038	-9	544	-0.6%	36.4%	1643	1634	2548	-10	904	-0.6%	55.0%	1788	1776	3057	-12	1269	-0.7%	71.0%
4300	1508	1499	2047	-8	539	-0.5%	35.8%	1658	1649	2559	-9	900	-0.5%	54.3%	1804	1793	3070	-11	1266	-0.6%	70.2%
4350	1521	1514	2056	-7	535	-0.5%	35.1%	1673	1665	2569	-8	896	-0.5%	53.6%	1820	1810	3083	-10	1263	-0.6%	69.4%
4400	1534	1528	2064	-6	530	-0.4%	34.5%	1688	1681	2580	-7	892	-0.4%	52.9%	1836	1827	3096	-9	1260	-0.5%	68.6%
4450	1548	1542	2073	-6	525	-0.4%	33.9%	1703	1697	2591	-6	888	-0.4%	52.2%	1853	1844	3109	-8	1256	-0.5%	67.8%

Combined Adjusted Income	Four Children							Five Children							Six Children						
	Schedule			\$ Difference		% Difference		Schedule			\$ Difference		% Difference		Schedule			\$ Difference		% Difference	
	Existing	BR4	USDA	BR4	USDA	BR4	USDA	Existing	BR4	USDA	BR4	USDA	BR4	USDA	Existing	BR4	USDA	BR4	USDA	BR4	USDA
4500	1561	1557	2081	-5	520	-0.3%	33.3%	1718	1712	2602	-5	884	-0.3%	51.5%	1869	1861	3122	-7	1253	-0.4%	67.1%
4550	1575	1571	2090	-4	515	-0.2%	32.7%	1732	1728	2612	-4	880	-0.2%	50.8%	1885	1878	3135	-6	1250	-0.3%	66.3%
4600	1588	1584	2098	-5	510	-0.3%	32.1%	1747	1742	2623	-5	876	-0.3%	50.1%	1901	1894	3148	-7	1247	-0.4%	65.6%
4650	1602	1596	2107	-6	505	-0.4%	31.5%	1762	1756	2634	-6	872	-0.4%	49.5%	1917	1908	3161	-9	1244	-0.5%	64.9%
4700	1615	1608	2116	-7	500	-0.4%	31.0%	1777	1769	2645	-8	868	-0.4%	48.8%	1933	1923	3174	-10	1240	-0.5%	64.2%
4750	1629	1620	2124	-8	495	-0.5%	30.4%	1792	1782	2655	-9	864	-0.5%	48.2%	1949	1937	3186	-12	1237	-0.6%	63.5%
4800	1642	1633	2133	-10	491	-0.6%	29.9%	1807	1796	2666	-11	860	-0.6%	47.6%	1966	1952	3199	-14	1234	-0.7%	62.8%
4850	1656	1645	2141	-11	486	-0.7%	29.3%	1821	1809	2677	-12	855	-0.7%	47.0%	1982	1967	3212	-15	1231	-0.8%	62.1%
4900	1664	1657	2150	-8	486	-0.5%	29.2%	1831	1823	2688	-8	857	-0.5%	46.8%	1992	1981	3225	-11	1233	-0.5%	61.9%
4950	1668	1669	2159	1	490	0.0%	29.4%	1835	1836	2698	1	863	0.0%	47.0%	1997	1996	3238	-1	1241	-0.1%	62.2%
5000	1672	1681	2167	9	495	0.5%	29.6%	1839	1849	2709	10	870	0.5%	47.3%	2001	2010	3251	9	1250	0.4%	62.4%
5050	1676	1693	2176	17	500	1.0%	29.8%	1844	1863	2720	19	876	1.0%	47.5%	2006	2025	3264	19	1258	0.9%	62.7%
5100	1680	1706	2184	25	504	1.5%	30.0%	1848	1876	2731	28	882	1.5%	47.8%	2011	2039	3277	29	1266	1.4%	63.0%
5150	1684	1718	2193	34	509	2.0%	30.2%	1852	1889	2741	37	889	2.0%	48.0%	2015	2054	3290	38	1274	1.9%	63.2%
5200	1688	1730	2202	42	514	2.5%	30.4%	1857	1903	2752	46	895	2.5%	48.2%	2020	2068	3302	48	1282	2.4%	63.5%
5250	1692	1742	2210	50	518	3.0%	30.6%	1861	1916	2763	55	902	3.0%	48.5%	2025	2083	3315	58	1291	2.9%	63.7%
5300	1696	1754	2219	58	523	3.4%	30.8%	1865	1930	2774	64	908	3.4%	48.7%	2029	2097	3328	68	1299	3.3%	64.0%
5350	1700	1762	2227	63	528	3.7%	31.0%	1870	1939	2784	69	915	3.7%	48.9%	2034	2107	3341	73	1307	3.6%	64.2%
5400	1704	1770	2236	66	532	3.9%	31.3%	1874	1947	2795	73	921	3.9%	49.2%	2039	2116	3354	78	1315	3.8%	64.5%
5450	1708	1778	2245	70	537	4.1%	31.5%	1878	1956	2806	77	927	4.1%	49.4%	2044	2126	3367	82	1323	4.0%	64.8%
5500	1711	1786	2253	74	542	4.3%	31.7%	1883	1964	2817	82	934	4.3%	49.6%	2048	2135	3380	87	1332	4.2%	65.0%
5550	1715	1793	2262	78	546	4.5%	31.9%	1887	1973	2827	86	940	4.5%	49.8%	2053	2144	3393	91	1340	4.5%	65.3%
5600	1719	1801	2270	82	551	4.8%	32.1%	1891	1981	2838	90	947	4.8%	50.1%	2058	2154	3406	96	1348	4.7%	65.5%
5650	1724	1809	2279	85	555	4.9%	32.2%	1896	1990	2849	93	952	4.9%	50.2%	2063	2163	3419	100	1355	4.8%	65.7%
5700	1731	1817	2288	86	557	5.0%	32.2%	1904	1998	2860	95	956	5.0%	50.2%	2071	2172	3431	101	1360	4.9%	65.7%
5750	1737	1825	2296	87	559	5.0%	32.2%	1911	2007	2870	96	959	5.0%	50.2%	2079	2182	3444	103	1365	4.9%	65.7%
5800	1744	1832	2305	89	561	5.1%	32.2%	1918	2016	2881	98	963	5.1%	50.2%	2087	2191	3457	104	1370	5.0%	65.7%
5850	1750	1840	2313	90	563	5.1%	32.2%	1925	2024	2892	99	967	5.1%	50.2%	2094	2200	3470	106	1376	5.1%	65.7%
5900	1757	1848	2322	91	565	5.2%	32.2%	1932	2033	2902	100	970	5.2%	50.2%	2102	2210	3483	107	1381	5.1%	65.7%
5950	1763	1856	2331	93	568	5.3%	32.2%	1939	2041	2913	102	974	5.3%	50.2%	2110	2219	3496	109	1386	5.2%	65.7%
6000	1770	1863	2339	94	570	5.3%	32.2%	1947	2050	2924	103	977	5.3%	50.2%	2118	2228	3509	110	1391	5.2%	65.7%
6050	1776	1871	2348	95	572	5.3%	32.2%	1954	2058	2935	104	981	5.3%	50.2%	2126	2237	3522	112	1396	5.2%	65.7%
6100	1783	1877	2356	94	574	5.3%	32.2%	1961	2065	2945	104	985	5.3%	50.2%	2133	2244	3535	111	1401	5.2%	65.7%
6150	1789	1883	2365	94	576	5.2%	32.2%	1968	2071	2956	103	988	5.2%	50.2%	2141	2251	3547	110	1406	5.1%	65.7%
6200	1796	1889	2374	93	578	5.2%	32.2%	1975	2078	2967	103	992	5.2%	50.2%	2149	2258	3560	109	1411	5.1%	65.7%
6250	1802	1895	2382	93	580	5.1%	32.2%	1982	2084	2978	102	995	5.1%	50.2%	2157	2265	3573	109	1417	5.0%	65.7%
6300	1809	1901	2391	92	582	5.1%	32.2%	1989	2091	2988	101	999	5.1%	50.2%	2164	2272	3586	108	1422	5.0%	65.7%

Combined Adjusted Income	Four Children							Five Children							Six Children						
	Schedule			\$ Difference		% Difference		Schedule			\$ Difference		% Difference		Schedule			\$ Difference		% Difference	
	Existing	BR4	USDA	BR4	USDA	BR4	USDA	Existing	BR4	USDA	BR4	USDA	BR4	USDA	Existing	BR4	USDA	BR4	USDA	BR4	USDA
6350	1815	1906	2399	91	584	5.0%	32.2%	1996	2097	2999	101	1003	5.0%	50.2%	2172	2280	3599	107	1427	4.9%	65.7%
6400	1821	1912	2408	91	587	5.0%	32.2%	2003	2104	3010	100	1007	5.0%	50.2%	2180	2287	3612	107	1432	4.9%	65.7%
6450	1828	1918	2417	90	589	4.9%	32.2%	2011	2110	3021	99	1010	4.9%	50.2%	2188	2294	3625	106	1437	4.8%	65.7%
6500	1835	1924	2425	89	590	4.9%	32.2%	2018	2117	3031	98	1013	4.9%	50.2%	2196	2301	3638	105	1442	4.8%	65.7%
6550	1841	1930	2434	89	592	4.8%	32.2%	2026	2123	3042	97	1017	4.8%	50.2%	2204	2308	3651	104	1447	4.7%	65.6%
6600	1848	1936	2442	88	594	4.8%	32.1%	2033	2130	3053	97	1020	4.8%	50.2%	2212	2315	3664	103	1452	4.7%	65.6%
6650	1855	1942	2451	87	596	4.7%	32.1%	2040	2136	3064	96	1023	4.7%	50.1%	2220	2322	3676	102	1456	4.6%	65.6%
6700	1862	1948	2460	86	598	4.6%	32.1%	2048	2143	3074	95	1026	4.6%	50.1%	2228	2329	3689	101	1461	4.5%	65.6%
6750	1869	1954	2468	85	600	4.6%	32.1%	2055	2149	3085	94	1030	4.6%	50.1%	2236	2336	3702	100	1466	4.5%	65.6%
6800	1875	1960	2477	84	601	4.5%	32.1%	2063	2156	3096	93	1033	4.5%	50.1%	2244	2343	3715	99	1471	4.4%	65.5%
6850	1882	1966	2485	84	603	4.4%	32.1%	2070	2162	3107	92	1036	4.4%	50.1%	2252	2350	3728	98	1476	4.3%	65.5%
6900	1889	1972	2494	83	605	4.4%	32.0%	2078	2169	3117	91	1040	4.4%	50.0%	2260	2357	3741	97	1480	4.3%	65.5%
6950	1896	1977	2503	82	607	4.3%	32.0%	2085	2175	3128	90	1043	4.3%	50.0%	2269	2364	3754	96	1485	4.2%	65.5%
7000	1902	1983	2511	81	609	4.3%	32.0%	2092	2182	3139	89	1046	4.3%	50.0%	2277	2372	3767	95	1490	4.2%	65.4%
7050	1909	1989	2520	80	611	4.2%	32.0%	2100	2188	3150	88	1050	4.2%	50.0%	2285	2379	3780	94	1495	4.1%	65.4%
7100	1916	1995	2528	79	613	4.1%	32.0%	2107	2195	3160	87	1053	4.1%	50.0%	2293	2386	3792	93	1500	4.0%	65.4%
7150	1923	2001	2537	79	614	4.1%	32.0%	2115	2201	3171	86	1056	4.1%	49.9%	2301	2393	3805	92	1504	4.0%	65.4%
7200	1929	2008	2545	79	616	4.1%	31.9%	2122	2209	3182	87	1059	4.1%	49.9%	2309	2402	3818	93	1509	4.0%	65.4%
7250	1936	2016	2554	80	618	4.1%	31.9%	2130	2217	3192	88	1063	4.1%	49.9%	2317	2410	3831	93	1514	4.0%	65.3%
7300	1943	2023	2562	80	619	4.1%	31.9%	2137	2226	3203	89	1066	4.1%	49.9%	2325	2419	3843	94	1518	4.0%	65.3%
7350	1950	2031	2571	81	621	4.2%	31.9%	2144	2234	3213	89	1069	4.2%	49.8%	2333	2428	3856	95	1523	4.1%	65.3%
7400	1956	2038	2579	82	623	4.2%	31.8%	2152	2242	3224	90	1072	4.2%	49.8%	2341	2437	3869	96	1527	4.1%	65.2%
7450	1963	2045	2588	82	625	4.2%	31.8%	2159	2250	3235	91	1075	4.2%	49.8%	2349	2446	3881	96	1532	4.1%	65.2%
7500	1970	2053	2596	83	626	4.2%	31.8%	2167	2258	3245	91	1078	4.2%	49.8%	2357	2455	3894	97	1537	4.1%	65.2%
7550	1977	2060	2605	83	627	4.2%	31.7%	2175	2266	3256	91	1081	4.2%	49.7%	2366	2463	3907	97	1540	4.1%	65.1%
7600	1983	2068	2613	85	631	4.3%	31.8%	2181	2274	3266	94	1086	4.3%	49.8%	2373	2472	3920	99	1547	4.2%	65.2%
7650	1984	2075	2622	91	637	4.6%	32.1%	2182	2282	3277	100	1094	4.6%	50.1%	2375	2481	3932	106	1558	4.5%	65.6%
7700	1986	2082	2630	97	644	4.9%	32.5%	2184	2291	3287	106	1103	4.9%	50.5%	2376	2490	3945	113	1569	4.8%	66.0%
7750	1987	2090	2638	103	651	5.2%	32.8%	2186	2299	3298	113	1112	5.2%	50.9%	2378	2499	3958	120	1579	5.1%	66.4%
7800	1989	2097	2647	108	658	5.5%	33.1%	2188	2307	3309	119	1121	5.5%	51.2%	2380	2508	3970	127	1590	5.4%	66.8%
7850	1990	2105	2655	114	665	5.7%	33.4%	2189	2315	3319	126	1130	5.7%	51.6%	2382	2516	3983	134	1601	5.6%	67.2%
7900	1992	2112	2664	120	672	6.0%	33.7%	2191	2323	3330	132	1139	6.0%	52.0%	2384	2525	3996	141	1612	5.9%	67.6%
7950	1993	2119	2672	126	679	6.3%	34.1%	2193	2331	3340	139	1148	6.3%	52.3%	2386	2534	4009	148	1623	6.2%	68.0%
8000	1995	2127	2681	132	686	6.6%	34.4%	2194	2339	3351	145	1157	6.6%	52.7%	2387	2543	4021	155	1634	6.5%	68.4%
8050	1996	2134	2689	138	693	6.9%	34.7%	2196	2347	3362	151	1166	6.9%	53.1%	2389	2552	4034	162	1645	6.8%	68.8%
8100	1998	2141	2698	144	700	7.2%	35.0%	2198	2356	3372	158	1175	7.2%	53.4%	2391	2561	4047	169	1656	7.1%	69.2%
8150	1999	2149	2706	149	707	7.5%	35.3%	2199	2364	3383	164	1183	7.5%	53.8%	2393	2569	4059	176	1666	7.4%	69.6%

Combined Adjusted Income	Four Children							Five Children							Six Children						
	Schedule			\$ Difference		% Difference		Schedule			\$ Difference		% Difference		Schedule			\$ Difference		% Difference	
	Existing	BR4	USDA	BR4	USDA	BR4	USDA	Existing	BR4	USDA	BR4	USDA	BR4	USDA	Existing	BR4	USDA	BR4	USDA	BR4	USDA
8200	2001	2156	2715	155	714	7.8%	35.7%	2201	2372	3393	171	1192	7.8%	54.2%	2395	2578	4072	183	1677	7.7%	70.0%
8250	2003	2164	2723	161	721	8.0%	36.0%	2203	2380	3404	177	1201	8.0%	54.5%	2397	2587	4085	190	1688	7.9%	70.4%
8300	2004	2171	2732	167	728	8.3%	36.3%	2204	2388	3415	184	1210	8.3%	54.9%	2398	2596	4098	197	1699	8.2%	70.8%
8350	2006	2178	2740	172	735	8.6%	36.6%	2206	2396	3425	190	1219	8.6%	55.3%	2400	2604	4110	204	1710	8.5%	71.2%
8400	2007	2185	2749	178	741	8.9%	36.9%	2208	2403	3436	196	1228	8.9%	55.6%	2402	2613	4123	210	1721	8.8%	71.6%
8450	2009	2192	2757	183	748	9.1%	37.3%	2210	2411	3446	202	1237	9.1%	56.0%	2404	2621	4136	217	1732	9.0%	72.0%
8500	2010	2199	2766	189	755	9.4%	37.6%	2211	2419	3457	208	1246	9.4%	56.3%	2406	2629	4148	223	1743	9.3%	72.4%
8550	2012	2206	2774	194	762	9.7%	37.9%	2213	2427	3468	214	1255	9.7%	56.7%	2408	2638	4161	230	1753	9.6%	72.8%
8600	2013	2213	2783	200	769	9.9%	38.2%	2215	2434	3478	220	1264	9.9%	57.1%	2410	2646	4174	237	1764	9.8%	73.2%
8650	2015	2220	2791	205	776	10.2%	38.5%	2216	2442	3489	225	1272	10.2%	57.4%	2411	2654	4187	243	1775	10.1%	73.6%
8700	2016	2223	2800	207	783	10.2%	38.8%	2218	2445	3499	227	1281	10.2%	57.8%	2413	2658	4199	245	1786	10.1%	74.0%
8750	2018	2226	2808	209	790	10.3%	39.2%	2220	2449	3510	229	1290	10.3%	58.1%	2415	2662	4212	247	1797	10.2%	74.4%
8800	2019	2230	2816	210	797	10.4%	39.5%	2221	2453	3521	231	1299	10.4%	58.5%	2417	2666	4225	249	1808	10.3%	74.8%
8850	2021	2233	2825	212	804	10.5%	39.8%	2223	2457	3531	233	1308	10.5%	58.8%	2419	2670	4237	252	1819	10.4%	75.2%
8900	2023	2237	2833	214	811	10.6%	40.1%	2225	2460	3542	235	1317	10.6%	59.2%	2421	2674	4250	254	1830	10.5%	75.6%
8950	2024	2240	2842	216	818	10.7%	40.4%	2226	2464	3552	238	1326	10.7%	59.5%	2422	2678	4263	256	1840	10.6%	76.0%
9000	2026	2243	2850	218	825	10.8%	40.7%	2228	2468	3563	240	1335	10.8%	59.9%	2424	2682	4276	258	1851	10.7%	76.4%
9050	2032	2247	2859	215	827	10.6%	40.7%	2235	2472	3574	237	1339	10.6%	59.9%	2431	2687	4288	255	1857	10.5%	76.4%
9100	2042	2250	2867	209	826	10.2%	40.4%	2246	2475	3584	229	1338	10.2%	59.6%	2443	2691	4301	247	1858	10.1%	76.0%
9150	2052	2254	2876	202	824	9.8%	40.2%	2257	2479	3595	222	1338	9.8%	59.3%	2455	2695	4314	239	1858	9.7%	75.7%
9200	2062	2257	2884	196	823	9.5%	39.9%	2268	2483	3605	215	1338	9.5%	59.0%	2467	2699	4326	231	1859	9.4%	75.4%
9250	2071	2260	2893	189	821	9.1%	39.6%	2279	2486	3616	208	1337	9.1%	58.7%	2479	2703	4339	224	1860	9.0%	75.0%
9300	2081	2264	2901	182	820	8.8%	39.4%	2290	2490	3627	201	1337	8.8%	58.4%	2491	2707	4352	216	1861	8.7%	74.7%
9350	2091	2267	2910	176	818	8.4%	39.1%	2301	2494	3637	193	1337	8.4%	58.1%	2503	2711	4365	208	1862	8.3%	74.4%
9400	2101	2271	2918	169	817	8.1%	38.9%	2311	2498	3648	186	1336	8.1%	57.8%	2515	2715	4377	200	1862	8.0%	74.1%
9450	2111	2274	2927	163	815	7.7%	38.6%	2322	2501	3658	179	1336	7.7%	57.5%	2527	2719	4390	192	1863	7.6%	73.7%
9500	2121	2277	2935	156	814	7.4%	38.4%	2333	2505	3669	172	1335	7.4%	57.2%	2539	2723	4403	184	1864	7.3%	73.4%
9550	2131	2281	2944	150	812	7.0%	38.1%	2344	2509	3679	165	1335	7.0%	57.0%	2551	2727	4415	176	1865	6.9%	73.1%
9600	2141	2284	2952	143	811	6.7%	37.9%	2355	2513	3690	157	1335	6.7%	56.7%	2563	2731	4428	169	1866	6.6%	72.8%
9650	2151	2288	2961	136	809	6.3%	37.6%	2366	2516	3701	150	1334	6.3%	56.4%	2574	2735	4441	161	1866	6.2%	72.5%
9700	2161	2291	2969	130	808	6.0%	37.4%	2377	2520	3711	143	1334	6.0%	56.1%	2586	2739	4454	153	1867	5.9%	72.2%
9750	2171	2294	2977	123	806	5.7%	37.1%	2388	2524	3722	136	1334	5.7%	55.8%	2598	2743	4466	145	1868	5.6%	71.9%
9800	2181	2298	2986	117	805	5.4%	36.9%	2399	2528	3732	129	1333	5.4%	55.6%	2610	2748	4479	138	1869	5.3%	71.6%
9850	2191	2302	2994	111	803	5.1%	36.7%	2410	2532	3743	122	1333	5.1%	55.3%	2622	2752	4492	130	1869	5.0%	71.3%
9900	2201	2306	3003	105	802	4.8%	36.4%	2421	2536	3754	115	1333	4.8%	55.0%	2634	2757	4504	123	1870	4.7%	71.0%
9950	2211	2309	3011	98	800	4.5%	36.2%	2432	2540	3764	108	1332	4.5%	54.8%	2646	2761	4517	115	1871	4.4%	70.7%
10000	2221	2313	3020	92	799	4.2%	36.0%	2443	2544	3775	102	1332	4.2%	54.5%	2658	2766	4530	108	1872	4.1%	70.4%

Combined Adjusted Income	Four Children							Five Children							Six Children						
	Schedule			\$ Difference		% Difference		Schedule			\$ Difference		% Difference		Schedule			\$ Difference		% Difference	
	Existing	BR4	USDA	BR4	USDA	BR4	USDA	Existing	BR4	USDA	BR4	USDA	BR4	USDA	Existing	BR4	USDA	BR4	USDA	BR4	USDA
10050	2231	2317	3028	86	798	3.9%	35.7%	2454	2549	3785	95	1332	3.9%	54.3%	2670	2770	4543	100	1873	3.8%	70.1%
10100	2241	2321	3037	80	796	3.6%	35.5%	2465	2553	3796	88	1331	3.6%	54.0%	2682	2775	4555	93	1873	3.5%	69.9%
10150	2251	2324	3045	74	795	3.3%	35.3%	2476	2557	3807	81	1331	3.3%	53.8%	2694	2779	4568	86	1874	3.2%	69.6%
10200	2261	2334	3054	73	793	3.2%	35.1%	2487	2567	3817	80	1330	3.2%	53.5%	2706	2790	4581	85	1875	3.1%	69.3%
10250	2271	2343	3062	73	792	3.2%	34.9%	2498	2578	3828	80	1330	3.2%	53.3%	2718	2802	4593	84	1876	3.1%	69.0%
10300	2281	2353	3071	72	790	3.2%	34.6%	2509	2588	3838	80	1330	3.2%	53.0%	2729	2814	4606	84	1877	3.1%	68.8%
10350	2291	2363	3079	72	789	3.2%	34.4%	2520	2599	3849	79	1329	3.2%	52.8%	2741	2825	4619	84	1877	3.1%	68.5%
10400	2301	2373	3088	72	787	3.1%	34.2%	2531	2610	3860	79	1329	3.1%	52.5%	2753	2837	4632	84	1878	3.0%	68.2%
10450	2311	2382	3096	72	786	3.1%	34.0%	2542	2620	3870	79	1329	3.1%	52.3%	2765	2848	4644	83	1879	3.0%	68.0%
10500	2318	2392	3105	74	787	3.2%	33.9%	2550	2631	3881	81	1331	3.2%	52.2%	2774	2860	4657	86	1883	3.1%	67.9%
10550	2325	2402	3113	77	789	3.3%	33.9%	2557	2642	3891	85	1334	3.3%	52.2%	2782	2872	4670	90	1888	3.2%	67.8%
10600	2331	2411	3122	80	791	3.4%	33.9%	2564	2653	3902	88	1338	3.4%	52.2%	2790	2883	4682	93	1893	3.4%	67.8%
10650	2338	2421	3130	84	792	3.6%	33.9%	2571	2663	3913	92	1341	3.6%	52.2%	2798	2895	4695	97	1897	3.5%	67.8%
10700	2344	2431	3139	87	794	3.7%	33.9%	2578	2674	3923	95	1345	3.7%	52.2%	2805	2907	4708	101	1902	3.6%	67.8%
10750	2351	2441	3147	90	796	3.8%	33.9%	2586	2685	3934	99	1348	3.8%	52.1%	2813	2918	4720	105	1907	3.7%	67.8%
10800	2357	2450	3155	93	798	4.0%	33.9%	2593	2695	3944	103	1352	4.0%	52.1%	2821	2930	4733	109	1912	3.9%	67.8%
10850	2364	2460	3164	96	800	4.1%	33.9%	2600	2706	3955	106	1355	4.1%	52.1%	2829	2941	4746	113	1917	4.0%	67.8%
10900	2370	2470	3172	100	802	4.2%	33.9%	2607	2717	3966	110	1358	4.2%	52.1%	2836	2953	4759	117	1922	4.1%	67.8%
10950	2377	2479	3181	103	804	4.3%	33.8%	2614	2727	3976	113	1362	4.3%	52.1%	2844	2965	4771	120	1927	4.2%	67.8%
11000	2383	2489	3189	106	806	4.5%	33.8%	2621	2738	3987	117	1365	4.5%	52.1%	2852	2976	4784	124	1932	4.4%	67.7%
11050	2390	2499	3198	109	808	4.6%	33.8%	2628	2749	3997	120	1369	4.6%	52.1%	2860	2988	4797	128	1937	4.5%	67.7%
11100	2396	2509	3206	113	810	4.7%	33.8%	2636	2759	4008	124	1372	4.7%	52.1%	2868	2999	4809	132	1942	4.6%	67.7%
11150	2403	2518	3215	116	812	4.8%	33.8%	2643	2770	4018	127	1376	4.8%	52.1%	2875	3011	4822	136	1947	4.7%	67.7%
11200	2409	2528	3223	119	814	4.9%	33.8%	2650	2781	4029	131	1379	4.9%	52.0%	2883	3023	4835	140	1952	4.8%	67.7%
11250	2415	2538	3232	122	816	5.1%	33.8%	2657	2791	4040	134	1383	5.1%	52.0%	2891	3034	4848	143	1957	5.0%	67.7%
11300	2422	2547	3240	125	818	5.2%	33.8%	2664	2802	4050	138	1386	5.2%	52.0%	2899	3046	4860	147	1962	5.1%	67.7%
11350	2428	2557	3249	129	820	5.3%	33.8%	2671	2813	4061	142	1390	5.3%	52.0%	2906	3058	4873	151	1967	5.2%	67.7%
11400	2435	2567	3257	132	822	5.4%	33.8%	2678	2824	4071	145	1393	5.4%	52.0%	2914	3069	4886	155	1972	5.3%	67.7%
11450	2441	2577	3266	135	824	5.5%	33.8%	2686	2834	4082	149	1396	5.5%	52.0%	2922	3081	4898	159	1977	5.4%	67.6%
11500	2448	2586	3274	138	826	5.7%	33.7%	2693	2845	4093	152	1400	5.7%	52.0%	2930	3092	4911	163	1981	5.6%	67.6%
11550	2454	2596	3283	142	828	5.8%	33.7%	2700	2856	4103	156	1403	5.8%	52.0%	2938	3104	4924	167	1986	5.7%	67.6%
11600	2461	2603	3291	142	830	5.8%	33.7%	2707	2863	4114	156	1407	5.8%	52.0%	2945	3112	4937	167	1991	5.7%	67.6%
11650	2467	2609	3300	141	832	5.7%	33.7%	2714	2870	4124	155	1410	5.7%	52.0%	2953	3119	4949	166	1996	5.6%	67.6%
11700	2474	2615	3308	141	834	5.7%	33.7%	2721	2876	4135	155	1414	5.7%	51.9%	2961	3126	4962	166	2001	5.6%	67.6%
11750	2480	2621	3317	140	836	5.7%	33.7%	2728	2883	4146	154	1417	5.7%	51.9%	2969	3134	4975	165	2006	5.6%	67.6%
11800	2487	2627	3325	140	838	5.6%	33.7%	2736	2889	4156	154	1421	5.6%	51.9%	2976	3141	4987	164	2011	5.5%	67.6%
11850	2493	2633	3333	139	840	5.6%	33.7%	2743	2896	4167	153	1424	5.6%	51.9%	2984	3148	5000	164	2016	5.5%	67.6%

Combined Adjusted Income	Four Children							Five Children							Six Children						
	Schedule			\$ Difference		% Difference		Schedule			\$ Difference		% Difference		Schedule			\$ Difference		% Difference	
	Existing	BR4	USDA	BR4	USDA	BR4	USDA	Existing	BR4	USDA	BR4	USDA	BR4	USDA	Existing	BR4	USDA	BR4	USDA	BR4	USDA
11900	2500	2639	3342	139	842	5.6%	33.7%	2750	2903	4177	153	1427	5.6%	51.9%	2992	3155	5013	163	2021	5.5%	67.5%
11950	2506	2645	3350	138	844	5.5%	33.7%	2757	2909	4188	152	1431	5.5%	51.9%	3000	3162	5026	163	2026	5.4%	67.5%
12000	2513	2651	3359	138	846	5.5%	33.7%	2764	2916	4199	152	1434	5.5%	51.9%	3007	3170	5038	162	2031	5.4%	67.5%
12050	2519	2657	3367	137	848	5.5%	33.7%	2771	2923	4209	151	1438	5.5%	51.9%	3015	3177	5051	162	2036	5.4%	67.5%
12100	2526	2663	3376	137	850	5.4%	33.6%	2779	2929	4220	151	1441	5.4%	51.9%	3023	3184	5064	161	2041	5.3%	67.5%
12150	2532	2669	3384	137	852	5.4%	33.6%	2786	2936	4230	150	1445	5.4%	51.9%	3031	3191	5076	160	2046	5.3%	67.5%
12200	2539	2675	3393	136	854	5.4%	33.6%	2793	2942	4241	150	1448	5.4%	51.9%	3039	3198	5089	160	2051	5.3%	67.5%
12250	2545	2681	3401	136	856	5.3%	33.6%	2800	2949	4252	149	1452	5.3%	51.8%	3046	3206	5102	159	2056	5.2%	67.5%
12300	2552	2687	3410	135	858	5.3%	33.6%	2807	2956	4262	149	1455	5.3%	51.8%	3054	3213	5115	159	2060	5.2%	67.5%
12350	2558	2693	3418	135	860	5.3%	33.6%	2814	2962	4273	148	1459	5.3%	51.8%	3062	3220	5127	158	2065	5.2%	67.5%
12400	2565	2699	3427	134	862	5.2%	33.6%	2821	2969	4283	148	1462	5.2%	51.8%	3070	3227	5140	158	2070	5.1%	67.4%
12450	2571	2705	3435	134	864	5.2%	33.6%	2829	2976	4294	147	1465	5.2%	51.8%	3077	3234	5153	157	2075	5.1%	67.4%
12500	2578	2711	3444	133	866	5.2%	33.6%	2836	2982	4305	147	1469	5.2%	51.8%	3085	3242	5165	156	2080	5.1%	67.4%
12550	2584	2717	3452	133	868	5.1%	33.6%	2843	2989	4315	146	1472	5.1%	51.8%	3093	3249	5178	156	2085	5.0%	67.4%
12600	2591	2723	3461	132	870	5.1%	33.6%	2850	2995	4326	146	1476	5.1%	51.8%	3101	3256	5191	155	2090	5.0%	67.4%
12650	2597	2729	3469	132	872	5.1%	33.6%	2857	3002	4336	145	1479	5.1%	51.8%	3108	3263	5204	155	2095	5.0%	67.4%
12700	2603	2735	3478	132	874	5.1%	33.6%	2863	3009	4347	145	1484	5.1%	51.8%	3115	3270	5216	155	2101	5.0%	67.4%
12750	2609	2741	3486	132	877	5.1%	33.6%	2870	3015	4358	145	1488	5.1%	51.8%	3123	3278	5229	155	2107	5.0%	67.5%
12800	2615	2747	3494	132	879	5.1%	33.6%	2877	3022	4368	145	1492	5.1%	51.9%	3130	3285	5242	155	2112	5.0%	67.5%
12850	2621	2753	3503	132	882	5.0%	33.7%	2883	3029	4379	146	1496	5.0%	51.9%	3137	3292	5254	155	2118	5.0%	67.5%
12900	2627	2759	3511	132	884	5.0%	33.7%	2890	3035	4389	146	1500	5.0%	51.9%	3144	3299	5267	155	2123	4.9%	67.5%
12950	2633	2765	3520	132	887	5.0%	33.7%	2896	3042	4400	146	1504	5.0%	51.9%	3151	3307	5280	155	2129	4.9%	67.6%
13000	2639	2771	3528	132	890	5.0%	33.7%	2903	3048	4410	145	1508	5.0%	51.9%	3158	3313	5293	155	2134	4.9%	67.6%
13050	2645	2776	3537	131	892	5.0%	33.7%	2909	3053	4421	144	1512	5.0%	52.0%	3165	3319	5305	154	2140	4.9%	67.6%
13100	2651	2781	3545	130	895	4.9%	33.7%	2916	3059	4432	143	1516	4.9%	52.0%	3172	3325	5318	153	2146	4.8%	67.6%
13150	2657	2786	3554	129	897	4.9%	33.8%	2922	3065	4442	142	1520	4.9%	52.0%	3180	3331	5331	152	2151	4.8%	67.7%
13200	2663	2791	3562	129	900	4.8%	33.8%	2929	3070	4453	141	1524	4.8%	52.0%	3187	3337	5343	151	2157	4.7%	67.7%
13250	2668	2796	3571	128	903	4.8%	33.8%	2935	3076	4463	141	1528	4.8%	52.1%	3193	3344	5356	150	2163	4.7%	67.7%
13300	2674	2801	3579	128	906	4.8%	33.9%	2941	3082	4474	141	1533	4.8%	52.1%	3200	3350	5369	150	2169	4.7%	67.8%
13350	2679	2807	3588	127	909	4.8%	33.9%	2947	3087	4485	140	1538	4.8%	52.2%	3206	3356	5382	149	2175	4.7%	67.8%
13400	2685	2812	3596	127	911	4.7%	34.0%	2953	3093	4495	140	1542	4.7%	52.2%	3213	3362	5394	149	2181	4.6%	67.9%
13450	2690	2817	3605	127	914	4.7%	34.0%	2959	3099	4506	139	1547	4.7%	52.3%	3220	3368	5407	148	2187	4.6%	67.9%
13500	2696	2822	3613	126	917	4.7%	34.0%	2965	3104	4516	139	1551	4.7%	52.3%	3226	3374	5420	148	2193	4.6%	68.0%
13550	2701	2827	3622	126	920	4.7%	34.1%	2971	3110	4527	139	1556	4.7%	52.4%	3233	3380	5432	148	2200	4.6%	68.0%
13600	2707	2832	3630	126	923	4.6%	34.1%	2977	3115	4538	138	1560	4.6%	52.4%	3239	3387	5445	147	2206	4.5%	68.1%
13650	2712	2837	3639	125	926	4.6%	34.2%	2983	3121	4548	138	1565	4.6%	52.4%	3246	3393	5458	147	2212	4.5%	68.1%
13700	2718	2843	3647	125	929	4.6%	34.2%	2989	3127	4559	137	1569	4.6%	52.5%	3253	3399	5471	146	2218	4.5%	68.2%

Combined Adjusted Income	Four Children							Five Children							Six Children						
	Schedule			\$ Difference		% Difference		Schedule			\$ Difference		% Difference		Schedule			\$ Difference		% Difference	
	Existing	BR4	USDA	BR4	USDA	BR4	USDA	Existing	BR4	USDA	BR4	USDA	BR4	USDA	Existing	BR4	USDA	BR4	USDA	BR4	USDA
13750	2723	2848	3656	124	932	4.6%	34.2%	2996	3132	4569	137	1574	4.6%	52.5%	3259	3405	5483	146	2224	4.5%	68.2%
13800	2729	2853	3664	124	935	4.5%	34.3%	3002	3138	4580	136	1578	4.5%	52.6%	3266	3411	5496	145	2230	4.5%	68.3%
13850	2734	2858	3672	124	938	4.5%	34.3%	3008	3144	4591	136	1583	4.5%	52.6%	3272	3417	5509	145	2236	4.4%	68.3%
13900	2740	2863	3681	123	941	4.5%	34.4%	3014	3149	4601	136	1587	4.5%	52.7%	3279	3423	5521	144	2243	4.4%	68.4%
13950	2745	2868	3689	123	944	4.5%	34.4%	3020	3155	4612	135	1592	4.5%	52.7%	3285	3430	5534	144	2249	4.4%	68.4%
14000	2751	2873	3698	123	947	4.5%	34.4%	3026	3161	4622	135	1597	4.5%	52.8%	3292	3436	5547	144	2255	4.4%	68.5%
14050	2756	2878	3706	122	950	4.4%	34.5%	3032	3166	4633	134	1601	4.4%	52.8%	3299	3442	5560	143	2261	4.3%	68.5%
14100	2762	2884	3715	122	953	4.4%	34.5%	3038	3172	4644	134	1606	4.4%	52.9%	3305	3448	5572	143	2267	4.3%	68.6%
14150	2767	2889	3723	122	956	4.4%	34.6%	3044	3178	4654	134	1610	4.4%	52.9%	3312	3454	5585	142	2273	4.3%	68.6%
14200	2773	2894	3732	121	959	4.4%	34.6%	3050	3183	4665	133	1615	4.4%	52.9%	3318	3460	5598	142	2279	4.3%	68.7%
14250	2778	2899	3740	121	962	4.3%	34.6%	3056	3189	4675	133	1619	4.3%	53.0%	3325	3466	5610	141	2285	4.3%	68.7%
14300	2784	2904	3749	120	965	4.3%	34.7%	3062	3195	4686	132	1624	4.3%	53.0%	3332	3472	5623	141	2292	4.2%	68.8%
14350	2789	2909	3757	120	968	4.3%	34.7%	3068	3200	4697	132	1628	4.3%	53.1%	3338	3479	5636	140	2298	4.2%	68.8%
14400	2795	2916	3766	121	971	4.3%	34.7%	3074	3207	4707	133	1633	4.3%	53.1%	3345	3486	5649	142	2304	4.2%	68.9%
14450	2800	2923	3774	123	974	4.4%	34.8%	3080	3215	4718	135	1637	4.4%	53.2%	3351	3495	5661	143	2310	4.3%	68.9%
14500	2806	2930	3783	124	977	4.4%	34.8%	3086	3223	4728	137	1642	4.4%	53.2%	3358	3503	5674	145	2316	4.3%	69.0%
14550	2811	2937	3791	126	980	4.5%	34.9%	3092	3231	4739	138	1647	4.5%	53.2%	3365	3512	5687	147	2322	4.4%	69.0%
14600	2817	2944	3800	127	983	4.5%	34.9%	3098	3238	4750	140	1651	4.5%	53.3%	3371	3520	5699	149	2328	4.4%	69.1%
14650	2822	2951	3808	129	986	4.6%	34.9%	3104	3246	4760	142	1656	4.6%	53.3%	3378	3529	5712	151	2334	4.5%	69.1%
14700	2828	2958	3817	130	989	4.6%	35.0%	3111	3254	4771	144	1660	4.6%	53.4%	3384	3537	5725	153	2341	4.5%	69.2%
14750	2833	2965	3825	132	992	4.7%	35.0%	3117	3262	4781	145	1665	4.7%	53.4%	3391	3546	5738	155	2347	4.6%	69.2%
14800	2839	2972	3834	134	995	4.7%	35.0%	3123	3270	4792	147	1669	4.7%	53.5%	3397	3554	5750	157	2353	4.6%	69.3%
14850	2844	2979	3842	135	998	4.8%	35.1%	3129	3277	4802	149	1674	4.8%	53.5%	3404	3563	5763	159	2359	4.7%	69.3%
14900	2850	2987	3850	137	1001	4.8%	35.1%	3135	3285	4813	150	1678	4.8%	53.5%	3411	3571	5776	160	2365	4.7%	69.3%
14950	2855	2994	3859	138	1004	4.8%	35.2%	3141	3293	4824	152	1683	4.8%	53.6%	3417	3580	5788	162	2371	4.8%	69.4%
15000	2861	3001	3867	140	1007	4.9%	35.2%	3147	3301	4834	154	1687	4.9%	53.6%	3424	3588	5801	164	2377	4.8%	69.4%
15050	2866	3008	3876	142	1010	4.9%	35.2%	3153	3309	4845	156	1692	4.9%	53.7%	3430	3596	5814	166	2383	4.8%	69.5%
15100	2872	3015	3884	143	1013	5.0%	35.3%	3159	3316	4855	157	1696	5.0%	53.7%	3437	3605	5827	168	2390	4.9%	69.5%
15150	2877	3022	3893	145	1016	5.0%	35.3%	3165	3324	4866	159	1701	5.0%	53.7%	3444	3613	5839	170	2396	4.9%	69.6%
15200	2883	3029	3901	146	1019	5.1%	35.3%	3171	3332	4877	161	1706	5.1%	53.8%	3450	3622	5852	172	2402	5.0%	69.6%
15250	2888	3036	3910	148	1022	5.1%	35.4%	3177	3340	4887	163	1710	5.1%	53.8%	3457	3630	5865	174	2408	5.0%	69.7%
15300	2894	3043	3918	149	1024	5.2%	35.4%	3183	3348	4898	164	1715	5.2%	53.9%	3463	3639	5877	176	2414	5.1%	69.7%
15350	2899	3050	3927	151	1027	5.2%	35.4%	3189	3355	4908	166	1719	5.2%	53.9%	3470	3647	5890	177	2420	5.1%	69.8%
15400	2905	3057	3935	153	1030	5.3%	35.5%	3195	3363	4919	168	1724	5.3%	53.9%	3476	3656	5903	179	2426	5.2%	69.8%
15450	2910	3064	3944	154	1033	5.3%	35.5%	3201	3371	4930	170	1728	5.3%	54.0%	3483	3664	5916	181	2432	5.2%	69.8%
15500	2916	3072	3952	156	1036	5.3%	35.5%	3207	3379	4940	171	1733	5.3%	54.0%	3490	3673	5928	183	2439	5.2%	69.9%
15550	2921	3079	3961	157	1039	5.4%	35.6%	3213	3387	4951	173	1737	5.4%	54.1%	3496	3681	5941	185	2445	5.3%	69.9%

Combined Adjusted Income	Four Children							Five Children							Six Children						
	Schedule			\$ Difference		% Difference		Schedule			\$ Difference		% Difference		Schedule			\$ Difference		% Difference	
	Existing	BR4	USDA	BR4	USDA	BR4	USDA	Existing	BR4	USDA	BR4	USDA	BR4	USDA	Existing	BR4	USDA	BR4	USDA	BR4	USDA
15600	2927	3086	3969	159	1042	5.4%	35.6%	3219	3394	4961	175	1742	5.4%	54.1%	3503	3690	5954	187	2451	5.3%	70.0%
15650	2932	3093	3978	161	1045	5.5%	35.6%	3226	3402	4972	177	1746	5.5%	54.1%	3509	3698	5966	189	2457	5.4%	70.0%
15700	2938	3100	3986	162	1048	5.5%	35.7%	3232	3410	4983	178	1751	5.5%	54.2%	3516	3707	5979	191	2463	5.4%	70.1%
15750	2943	3107	3995	164	1051	5.6%	35.7%	3238	3418	4993	180	1756	5.6%	54.2%	3523	3715	5992	192	2469	5.5%	70.1%
15800	2949	3113	4003	164	1054	5.6%	35.8%	3244	3425	5004	181	1760	5.6%	54.3%	3529	3723	6005	193	2475	5.5%	70.1%
15850	2954	3119	4011	165	1057	5.6%	35.8%	3250	3431	5014	181	1765	5.6%	54.3%	3536	3729	6017	194	2482	5.5%	70.2%
15900	2960	3125	4020	165	1060	5.6%	35.8%	3256	3437	5025	181	1769	5.6%	54.3%	3542	3736	6030	194	2488	5.5%	70.2%
15950	2965	3130	4028	165	1063	5.6%	35.9%	3262	3444	5036	182	1774	5.6%	54.4%	3549	3743	6043	194	2494	5.5%	70.3%
16000	2971	3136	4039	165	1068	5.6%	35.9%	3268	3450	5049	182	1781	5.6%	54.5%	3555	3750	6058	195	2503	5.5%	70.4%
16050	2976	3142	4051	166	1075	5.6%	36.1%	3274	3456	5064	182	1790	5.6%	54.7%	3562	3757	6077	195	2515	5.5%	70.6%
16100	2982	3148	4064	166	1082	5.6%	36.3%	3280	3463	5080	183	1800	5.6%	54.9%	3569	3764	6096	195	2528	5.5%	70.8%
16150	2986	3153	4077	167	1091	5.6%	36.5%	3285	3469	5096	184	1811	5.6%	55.1%	3574	3771	6115	197	2541	5.5%	71.1%
16200	2990	3159	4089	169	1099	5.7%	36.8%	3289	3475	5112	186	1822	5.7%	55.4%	3579	3777	6134	199	2555	5.6%	71.4%
16250	2994	3165	4102	170	1107	5.7%	37.0%	3294	3481	5127	188	1833	5.7%	55.7%	3584	3784	6153	201	2569	5.6%	71.7%
16300	2999	3171	4115	172	1116	5.7%	37.2%	3299	3488	5143	189	1845	5.7%	55.9%	3589	3791	6172	202	2583	5.6%	72.0%
16350	3003	3176	4127	173	1124	5.8%	37.4%	3303	3494	5159	191	1856	5.8%	56.2%	3594	3798	6191	204	2597	5.7%	72.3%
16400	3007	3182	4140	175	1133	5.8%	37.7%	3308	3500	5175	192	1867	5.8%	56.4%	3599	3805	6210	206	2611	5.7%	72.5%
16450	3011	3187	4152	176	1141	5.8%	37.9%	3313	3506	5190	193	1878	5.8%	56.7%	3604	3811	6229	207	2624	5.7%	72.8%
16500	3016	3193	4165	177	1149	5.9%	38.1%	3317	3512	5206	195	1889	5.9%	56.9%	3609	3817	6248	208	2638	5.8%	73.1%
16550	3020	3198	4178	178	1158	5.9%	38.3%	3322	3518	5222	196	1900	5.9%	57.2%	3614	3824	6266	209	2652	5.8%	73.4%
16600	3024	3203	4190	179	1166	5.9%	38.6%	3327	3523	5238	197	1911	5.9%	57.5%	3619	3830	6285	211	2666	5.8%	73.7%
16650	3028	3208	4203	180	1174	5.9%	38.8%	3331	3529	5254	198	1922	5.9%	57.7%	3624	3836	6304	212	2680	5.8%	73.9%
16700	3033	3214	4216	181	1183	6.0%	39.0%	3336	3535	5269	199	1933	6.0%	58.0%	3630	3843	6323	213	2694	5.9%	74.2%
16750	3037	3219	4228	182	1191	6.0%	39.2%	3341	3541	5285	200	1945	6.0%	58.2%	3635	3849	6342	214	2708	5.9%	74.5%
16800	3041	3224	4241	183	1200	6.0%	39.4%	3345	3547	5301	201	1956	6.0%	58.5%	3640	3855	6361	215	2721	5.9%	74.8%
16850	3045	3229	4253	184	1208	6.0%	39.7%	3350	3552	5317	202	1967	6.0%	58.7%	3645	3861	6380	217	2735	5.9%	75.0%
16900	3050	3235	4266	185	1216	6.1%	39.9%	3355	3558	5332	203	1978	6.1%	59.0%	3650	3868	6399	218	2749	6.0%	75.3%
16950	3054	3240	4279	186	1225	6.1%	40.1%	3359	3564	5348	204	1989	6.1%	59.2%	3655	3874	6418	219	2763	6.0%	75.6%
17000	3058	3245	4291	187	1233	6.1%	40.3%	3364	3570	5364	206	2000	6.1%	59.5%	3660	3880	6437	220	2777	6.0%	75.9%
17050	3062	3250	4304	188	1241	6.1%	40.5%	3369	3575	5380	207	2011	6.1%	59.7%	3665	3886	6456	221	2791	6.0%	76.1%
17100	3067	3255	4316	189	1250	6.2%	40.8%	3373	3581	5396	208	2022	6.2%	59.9%	3670	3893	6475	222	2805	6.1%	76.4%
17150	3071	3261	4329	190	1258	6.2%	41.0%	3378	3587	5411	209	2033	6.2%	60.2%	3675	3899	6494	224	2818	6.1%	76.7%
17200	3075	3266	4342	191	1267	6.2%	41.2%	3383	3592	5427	210	2044	6.2%	60.4%	3680	3905	6513	225	2832	6.1%	77.0%
17250	3079	3271	4354	192	1275	6.2%	41.4%	3387	3598	5443	211	2056	6.2%	60.7%	3685	3911	6532	226	2846	6.1%	77.2%
17300	3084	3276	4367	193	1283	6.2%	41.6%	3392	3604	5459	212	2067	6.2%	60.9%	3691	3918	6550	227	2860	6.2%	77.5%
17350	3088	3282	4380	194	1292	6.3%	41.8%	3397	3610	5474	213	2078	6.3%	61.2%	3696	3924	6569	228	2874	6.2%	77.8%
17400	3092	3287	4392	195	1300	6.3%	42.0%	3401	3615	5490	214	2089	6.3%	61.4%	3701	3930	6588	229	2888	6.2%	78.0%

Combined Adjusted Income	Four Children							Five Children							Six Children						
	Schedule			\$ Difference		% Difference		Schedule			\$ Difference		% Difference		Schedule			\$ Difference		% Difference	
	Existing	BR4	USDA	BR4	USDA	BR4	USDA	Existing	BR4	USDA	BR4	USDA	BR4	USDA	Existing	BR4	USDA	BR4	USDA	BR4	USDA
17450	3096	3292	4405	196	1308	6.3%	42.3%	3406	3621	5506	215	2100	6.3%	61.7%	3706	3936	6607	230	2901	6.2%	78.3%
17500	3101	3297	4417	197	1317	6.3%	42.5%	3411	3627	5522	216	2111	6.3%	61.9%	3711	3942	6626	232	2915	6.2%	78.6%
17550	3105	3302	4430	198	1325	6.4%	42.7%	3415	3633	5538	217	2122	6.4%	62.1%	3716	3949	6645	233	2929	6.3%	78.8%
17600	3109	3308	4443	199	1334	6.4%	42.9%	3420	3638	5553	218	2133	6.4%	62.4%	3721	3955	6664	234	2943	6.3%	79.1%
17650	3113	3313	4455	199	1342	6.4%	43.1%	3425	3644	5569	219	2144	6.4%	62.6%	3726	3961	6683	235	2957	6.3%	79.4%
17700	3118	3318	4468	200	1350	6.4%	43.3%	3429	3650	5585	221	2156	6.4%	62.9%	3731	3967	6702	236	2971	6.3%	79.6%
17750	3122	3323	4481	201	1359	6.5%	43.5%	3434	3656	5601	222	2167	6.5%	63.1%	3736	3974	6721	237	2985	6.4%	79.9%
17800	3126	3329	4493	202	1367	6.5%	43.7%	3439	3661	5616	223	2178	6.5%	63.3%	3741	3980	6740	239	2998	6.4%	80.1%
17850	3130	3334	4506	203	1375	6.5%	43.9%	3443	3667	5632	224	2189	6.5%	63.6%	3746	3986	6759	240	3012	6.4%	80.4%
17900	3135	3339	4518	204	1384	6.5%	44.1%	3448	3673	5648	225	2200	6.5%	63.8%	3752	3992	6778	241	3026	6.4%	80.7%
17950	3139	3344	4531	205	1392	6.5%	44.4%	3453	3679	5664	226	2211	6.5%	64.0%	3757	3999	6797	242	3040	6.4%	80.9%
18000	3143	3349	4544	206	1401	6.6%	44.6%	3457	3684	5680	227	2222	6.6%	64.3%	3762	4005	6815	243	3054	6.5%	81.2%
18050	3147	3355	4556	207	1409	6.6%	44.8%	3462	3690	5695	228	2233	6.6%	64.5%	3767	4011	6834	244	3068	6.5%	81.4%
18100	3152	3360	4569	208	1417	6.6%	45.0%	3467	3696	5711	229	2244	6.6%	64.7%	3772	4017	6853	246	3081	6.5%	81.7%
18150	3156	3365	4582	209	1426	6.6%	45.2%	3471	3702	5727	230	2255	6.6%	65.0%	3777	4024	6872	247	3095	6.5%	82.0%
18200	3160	3370	4594	210	1434	6.7%	45.4%	3476	3707	5743	231	2267	6.7%	65.2%	3782	4030	6891	248	3109	6.6%	82.2%
18250	3164	3376	4607	211	1442	6.7%	45.6%	3481	3713	5758	232	2278	6.7%	65.4%	3787	4036	6910	249	3123	6.6%	82.5%
18300	3169	3381	4619	212	1451	6.7%	45.8%	3485	3719	5774	233	2289	6.7%	65.7%	3792	4042	6929	250	3137	6.6%	82.7%
18350	3173	3386	4632	213	1459	6.7%	46.0%	3490	3725	5790	234	2300	6.7%	65.9%	3797	4049	6948	251	3151	6.6%	83.0%
18400	3177	3391	4645	214	1468	6.7%	46.2%	3495	3730	5806	235	2311	6.7%	66.1%	3802	4055	6967	252	3165	6.6%	83.2%
18450	3181	3396	4657	215	1476	6.8%	46.4%	3499	3736	5822	237	2322	6.8%	66.4%	3807	4061	6986	254	3178	6.7%	83.5%
18500	3186	3402	4670	216	1484	6.8%	46.6%	3504	3742	5837	238	2333	6.8%	66.6%	3813	4067	7005	255	3192	6.7%	83.7%
18550	3190	3407	4682	217	1493	6.8%	46.8%	3509	3748	5853	239	2344	6.8%	66.8%	3818	4074	7024	256	3206	6.7%	84.0%
18600	3194	3412	4695	218	1501	6.8%	47.0%	3513	3753	5869	240	2355	6.8%	67.0%	3823	4080	7043	257	3220	6.7%	84.2%
18650	3198	3417	4708	219	1509	6.8%	47.2%	3518	3759	5885	241	2366	6.8%	67.3%	3828	4086	7062	258	3234	6.7%	84.5%
18700	3203	3422	4720	220	1518	6.9%	47.4%	3523	3765	5900	242	2378	6.9%	67.5%	3833	4092	7081	259	3248	6.8%	84.7%
18750	3207	3428	4733	221	1526	6.9%	47.6%	3528	3770	5916	243	2389	6.9%	67.7%	3838	4098	7099	261	3262	6.8%	85.0%
18800	3211	3433	4746	222	1535	6.9%	47.8%	3532	3776	5932	244	2400	6.9%	67.9%	3843	4105	7118	262	3275	6.8%	85.2%
18850	3215	3438	4758	223	1543	6.9%	48.0%	3537	3782	5948	245	2411	6.9%	68.2%	3848	4111	7137	263	3289	6.8%	85.5%
18900	3220	3443	4771	224	1551	7.0%	48.2%	3542	3788	5964	246	2422	7.0%	68.4%	3853	4117	7156	264	3303	6.9%	85.7%
18950	3224	3449	4783	225	1560	7.0%	48.4%	3546	3793	5979	247	2433	7.0%	68.6%	3858	4123	7175	265	3317	6.9%	86.0%
19000	3228	3454	4796	226	1568	7.0%	48.6%	3551	3799	5995	248	2444	7.0%	68.8%	3863	4130	7194	266	3331	6.9%	86.2%
19050	3232	3459	4809	227	1576	7.0%	48.8%	3556	3805	6011	249	2455	7.0%	69.1%	3868	4136	7213	268	3345	6.9%	86.5%
19100	3237	3464	4821	228	1585	7.0%	49.0%	3560	3811	6027	250	2466	7.0%	69.3%	3874	4142	7232	269	3358	6.9%	86.7%
19150	3241	3469	4834	229	1593	7.1%	49.2%	3565	3816	6042	252	2478	7.1%	69.5%	3879	4148	7251	270	3372	7.0%	86.9%
19200	3245	3475	4847	230	1602	7.1%	49.4%	3570	3822	6058	253	2489	7.1%	69.7%	3884	4155	7270	271	3386	7.0%	87.2%
19250	3249	3480	4859	231	1610	7.1%	49.5%	3574	3828	6074	254	2500	7.1%	69.9%	3889	4161	7289	272	3400	7.0%	87.4%

Combined Adjusted Income	Four Children							Five Children							Six Children						
	Schedule			\$ Difference		% Difference		Schedule			\$ Difference		% Difference		Schedule			\$ Difference		% Difference	
	Existing	BR4	USDA	BR4	USDA	BR4	USDA	Existing	BR4	USDA	BR4	USDA	BR4	USDA	Existing	BR4	USDA	BR4	USDA	BR4	USDA
19300	3254	3485	4872	232	1618	7.1%	49.7%	3579	3834	6090	255	2511	7.1%	70.2%	3894	4167	7308	273	3414	7.0%	87.7%
19350	3258	3490	4884	233	1627	7.1%	49.9%	3584	3839	6106	256	2522	7.1%	70.4%	3899	4173	7327	274	3428	7.0%	87.9%
19400	3262	3496	4897	234	1635	7.2%	50.1%	3588	3845	6121	257	2533	7.2%	70.6%	3904	4180	7346	276	3442	7.1%	88.2%
19450	3266	3501	4910	234	1643	7.2%	50.3%	3593	3851	6137	258	2544	7.2%	70.8%	3909	4186	7365	277	3455	7.1%	88.4%
19500	3271	3506	4922	235	1652	7.2%	50.5%	3598	3857	6153	259	2555	7.2%	71.0%	3914	4192	7383	278	3469	7.1%	88.6%
19550	3275	3511	4935	236	1660	7.2%	50.7%	3602	3862	6169	260	2566	7.2%	71.2%	3919	4198	7402	279	3483	7.1%	88.9%
19600	3279	3516	4948	237	1669	7.2%	50.9%	3607	3868	6184	261	2577	7.2%	71.5%	3924	4205	7421	280	3497	7.1%	89.1%
19650	3283	3522	4960	238	1677	7.3%	51.1%	3612	3874	6200	262	2589	7.3%	71.7%	3929	4211	7440	281	3511	7.2%	89.3%
19700	3288	3527	4973	239	1685	7.3%	51.3%	3616	3880	6216	263	2600	7.3%	71.9%	3935	4217	7459	283	3525	7.2%	89.6%
19750	3292	3532	4985	240	1694	7.3%	51.5%	3621	3885	6232	264	2611	7.3%	72.1%	3940	4223	7478	284	3539	7.2%	89.8%
19800	3296	3537	4998	241	1702	7.3%	51.6%	3626	3891	6248	265	2622	7.3%	72.3%	3945	4230	7497	285	3552	7.2%	90.1%
19850	3300	3543	5011	242	1710	7.3%	51.8%	3630	3897	6263	266	2633	7.3%	72.5%	3950	4236	7516	286	3566	7.2%	90.3%
19900	3305	3548	5023	243	1719	7.4%	52.0%	3635	3903	6279	268	2644	7.4%	72.7%	3955	4242	7535	287	3580	7.3%	90.5%
19950	3309	3553	5036	244	1727	7.4%	52.2%	3640	3908	6295	269	2655	7.4%	73.0%	3960	4248	7554	288	3594	7.3%	90.8%
20000	3313	3558	5049	245	1736	7.4%	52.4%	3644	3914	6311	270	2666	7.4%	73.2%	3965	4255	7573	290	3608	7.3%	91.0%
20050	3317	3563	5061	246	1744	7.4%	52.6%	3649	3920	6326	271	2677	7.4%	73.4%	3970	4261	7592	291	3622	7.3%	91.2%
20100	3321	3569	5074	247	1752	7.4%	52.8%	3654	3925	6342	272	2689	7.4%	73.6%	3975	4267	7611	292	3635	7.3%	91.5%
20150	3326	3574	5086	248	1761	7.5%	52.9%	3658	3931	6358	273	2700	7.5%	73.8%	3980	4273	7630	293	3649	7.4%	91.7%
20200	3330	3579	5099	249	1769	7.5%	53.1%	3663	3937	6374	274	2711	7.5%	74.0%	3985	4279	7648	294	3663	7.4%	91.9%
20250	3334	3584	5112	250	1777	7.5%	53.3%	3668	3943	6390	275	2722	7.5%	74.2%	3990	4286	7667	295	3677	7.4%	92.1%
20300	3338	3589	5124	251	1786	7.5%	53.5%	3672	3948	6405	276	2733	7.5%	74.4%	3996	4292	7686	296	3691	7.4%	92.4%
20350	3343	3595	5137	252	1794	7.5%	53.7%	3677	3954	6421	277	2744	7.5%	74.6%	4001	4298	7705	298	3705	7.4%	92.6%
20400	3347	3600	5149	253	1802	7.6%	53.9%	3682	3960	6437	278	2755	7.6%	74.8%	4006	4304	7724	299	3719	7.5%	92.8%
20450	3351	3605	5162	254	1811	7.6%	54.0%	3686	3966	6453	279	2766	7.6%	75.0%	4011	4311	7743	300	3732	7.5%	93.1%
20500	3355	3610	5175	255	1819	7.6%	54.2%	3691	3971	6468	280	2777	7.6%	75.2%	4016	4317	7762	301	3746	7.5%	93.3%
20550	3360	3616	5187	256	1828	7.6%	54.4%	3696	3977	6484	281	2788	7.6%	75.5%	4021	4323	7781	302	3760	7.5%	93.5%
20600	3364	3621	5200	257	1836	7.6%	54.6%	3700	3983	6500	283	2800	7.6%	75.7%	4026	4329	7800	303	3774	7.5%	93.7%
20650	3368	3626	5213	258	1844	7.7%	54.8%	3705	3989	6516	284	2811	7.7%	75.9%	4031	4336	7819	305	3788	7.6%	94.0%
20700	3372	3631	5225	259	1853	7.7%	54.9%	3710	3994	6532	285	2822	7.7%	76.1%	4036	4342	7838	306	3802	7.6%	94.2%
20750	3377	3636	5238	260	1861	7.7%	55.1%	3714	4000	6547	286	2833	7.7%	76.3%	4041	4348	7857	307	3815	7.6%	94.4%
20800	3381	3642	5250	261	1869	7.7%	55.3%	3719	4006	6563	287	2844	7.7%	76.5%	4046	4354	7876	308	3829	7.6%	94.6%
20850	3385	3647	5263	262	1878	7.7%	55.5%	3724	4012	6579	288	2855	7.7%	76.7%	4051	4361	7895	309	3843	7.6%	94.9%
20900	3389	3652	5276	263	1886	7.7%	55.7%	3728	4017	6595	289	2866	7.7%	76.9%	4056	4367	7914	310	3857	7.7%	95.1%
20950	3394	3657	5288	264	1895	7.8%	55.8%	3733	4023	6610	290	2877	7.8%	77.1%	4062	4373	7932	311	3871	7.7%	95.3%
21000	3398	3663	5301	265	1903	7.8%	56.0%	3738	4029	6626	291	2888	7.8%	77.3%	4067	4379	7951	313	3885	7.7%	95.5%
21050	3402	3668	5314	266	1911	7.8%	56.2%	3742	4035	6642	292	2900	7.8%	77.5%	4072	4386	7970	314	3899	7.7%	95.7%
21100	3406	3673	5326	267	1920	7.8%	56.4%	3747	4040	6658	293	2911	7.8%	77.7%	4077	4392	7989	315	3912	7.7%	96.0%

Combined Adjusted Income	Four Children							Five Children							Six Children						
	Schedule			\$ Difference		% Difference		Schedule			\$ Difference		% Difference		Schedule			\$ Difference		% Difference	
	Existing	BR4	USDA	BR4	USDA	BR4	USDA	Existing	BR4	USDA	BR4	USDA	BR4	USDA	Existing	BR4	USDA	BR4	USDA	BR4	USDA
21150	3411	3678	5339	268	1928	7.8%	56.5%	3752	4046	6673	294	2922	7.8%	77.9%	4082	4398	8008	316	3926	7.7%	96.2%
21200	3415	3683	5351	268	1936	7.9%	56.7%	3756	4052	6689	295	2933	7.9%	78.1%	4087	4404	8027	317	3940	7.8%	96.4%
21250	3419	3689	5364	269	1945	7.9%	56.9%	3761	4058	6705	296	2944	7.9%	78.3%	4092	4411	8046	318	3954	7.8%	96.6%
21300	3423	3694	5377	270	1953	7.9%	57.1%	3766	4063	6721	297	2955	7.9%	78.5%	4097	4417	8065	320	3968	7.8%	96.8%
21350	3428	3699	5389	271	1962	7.9%	57.2%	3770	4069	6737	299	2966	7.9%	78.7%	4102	4423	8084	321	3982	7.8%	97.1%
21400	3432	3704	5402	272	1970	7.9%	57.4%	3775	4075	6752	300	2977	7.9%	78.9%	4107	4429	8103	322	3996	7.8%	97.3%
21450	3436	3710	5415	273	1978	8.0%	57.6%	3780	4080	6768	301	2988	8.0%	79.1%	4112	4435	8122	323	4009	7.9%	97.5%
21500	3440	3715	5427	274	1987	8.0%	57.7%	3784	4086	6784	302	2999	8.0%	79.3%	4117	4442	8141	324	4023	7.9%	97.7%
21550	3445	3720	5440	275	1995	8.0%	57.9%	3789	4092	6800	303	3011	8.0%	79.5%	4123	4448	8160	325	4037	7.9%	97.9%
21600	3449	3725	5452	276	2003	8.0%	58.1%	3794	4098	6815	304	3022	8.0%	79.6%	4128	4454	8179	327	4051	7.9%	98.1%
21650	3453	3730	5465	277	2012	8.0%	58.3%	3798	4103	6831	305	3033	8.0%	79.8%	4133	4460	8198	328	4065	7.9%	98.4%
21700	3457	3736	5478	278	2020	8.0%	58.4%	3803	4109	6847	306	3044	8.0%	80.0%	4138	4467	8216	329	4079	7.9%	98.6%
21750	3462	3741	5490	279	2029	8.1%	58.6%	3808	4115	6863	307	3055	8.1%	80.2%	4143	4473	8235	330	4092	8.0%	98.8%
21800	3466	3746	5503	280	2037	8.1%	58.8%	3812	4121	6879	308	3066	8.1%	80.4%	4148	4479	8254	331	4106	8.0%	99.0%
21850	3470	3751	5515	281	2045	8.1%	58.9%	3817	4126	6894	309	3077	8.1%	80.6%	4153	4485	8273	332	4120	8.0%	99.2%
21900	3474	3756	5528	282	2054	8.1%	59.1%	3822	4132	6910	310	3088	8.1%	80.8%	4158	4492	8292	333	4134	8.0%	99.4%
21950	3479	3762	5541	283	2062	8.1%	59.3%	3827	4138	6926	311	3099	8.1%	81.0%	4163	4498	8311	335	4148	8.0%	99.6%
22000	3483	3767	5553	284	2070	8.2%	59.4%	3831	4144	6942	312	3111	8.2%	81.2%	4168	4504	8330	336	4162	8.1%	99.8%
22050	3487	3772	5566	285	2079	8.2%	59.6%	3836	4149	6957	314	3122	8.2%	81.4%	4173	4510	8349	337	4176	8.1%	100.1%
22100	3491	3777	5579	286	2087	8.2%	59.8%	3841	4155	6973	315	3133	8.2%	81.6%	4178	4517	8368	338	4189	8.1%	100.3%
22150	3496	3783	5591	287	2096	8.2%	59.9%	3845	4161	6989	316	3144	8.2%	81.8%	4184	4523	8387	339	4203	8.1%	100.5%
22200	3500	3788	5604	288	2104	8.2%	60.1%	3850	4167	7005	317	3155	8.2%	81.9%	4189	4529	8406	340	4217	8.1%	100.7%
22250	3504	3793	5616	289	2112	8.2%	60.3%	3855	4172	7021	318	3166	8.2%	82.1%	4194	4535	8425	342	4231	8.1%	100.9%
22300	3508	3798	5629	290	2121	8.3%	60.4%	3859	4178	7036	319	3177	8.3%	82.3%	4199	4542	8444	343	4245	8.2%	101.1%
22350	3513	3803	5642	291	2129	8.3%	60.6%	3864	4184	7052	320	3188	8.3%	82.5%	4204	4548	8463	344	4259	8.2%	101.3%
22400	3515	3809	5654	293	2139	8.3%	60.8%	3867	4190	7068	323	3201	8.3%	82.8%	4207	4554	8481	347	4274	8.2%	101.6%
22450	3517	3814	5667	296	2149	8.4%	61.1%	3869	4195	7084	326	3214	8.4%	83.1%	4210	4560	8500	351	4291	8.3%	101.9%
22500	3520	3819	5680	300	2160	8.5%	61.4%	3872	4201	7099	329	3228	8.5%	83.4%	4212	4567	8519	354	4307	8.4%	102.3%
22550	3522	3824	5692	303	2171	8.6%	61.6%	3874	4207	7115	333	3241	8.6%	83.7%	4215	4573	8538	358	4324	8.5%	102.6%
22600	3524	3830	5705	306	2181	8.7%	61.9%	3876	4213	7131	336	3255	8.7%	84.0%	4217	4579	8557	362	4340	8.6%	102.9%
22650	3526	3835	5717	309	2192	8.8%	62.2%	3878	4218	7147	340	3268	8.8%	84.3%	4220	4585	8576	366	4356	8.7%	103.2%
22700	3528	3840	5730	312	2202	8.9%	62.4%	3881	4224	7163	343	3282	8.8%	84.6%	4222	4591	8595	369	4373	8.7%	103.6%
22750	3530	3845	5743	315	2213	8.9%	62.7%	3883	4230	7178	347	3295	8.9%	84.9%	4225	4598	8614	373	4389	8.8%	103.9%
22800	3532	3850	5755	319	2223	9.0%	63.0%	3885	4235	7194	350	3309	9.0%	85.2%	4227	4604	8633	377	4406	8.9%	104.2%
22850	3534	3856	5768	322	2234	9.1%	63.2%	3888	4241	7210	354	3322	9.1%	85.5%	4230	4610	8652	381	4422	9.0%	104.6%
22900	3536	3861	5781	325	2245	9.2%	63.5%	3890	4247	7226	357	3336	9.2%	85.8%	4232	4616	8671	384	4439	9.1%	104.9%
22950	3538	3866	5793	328	2255	9.3%	63.7%	3892	4253	7241	361	3349	9.3%	86.1%	4235	4623	8690	388	4455	9.2%	105.2%

Combined Adjusted Income	Four Children							Five Children							Six Children						
	Schedule			\$ Difference		% Difference		Schedule			\$ Difference		% Difference		Schedule			\$ Difference		% Difference	
	Existing	BR4	USDA	BR4	USDA	BR4	USDA	Existing	BR4	USDA	BR4	USDA	BR4	USDA	Existing	BR4	USDA	BR4	USDA	BR4	USDA
23000	3540	3871	5806	331	2266	9.4%	64.0%	3894	4258	7257	364	3363	9.3%	86.4%	4237	4629	8709	392	4472	9.2%	105.5%
23050	3542	3877	5818	334	2276	9.4%	64.3%	3897	4264	7273	368	3376	9.4%	86.6%	4240	4635	8728	396	4488	9.3%	105.9%
23100	3544	3882	5831	338	2287	9.5%	64.5%	3899	4270	7289	371	3390	9.5%	86.9%	4242	4641	8747	399	4504	9.4%	106.2%
23150	3546	3887	5844	341	2297	9.6%	64.8%	3901	4276	7305	374	3403	9.6%	87.2%	4245	4648	8765	403	4521	9.5%	106.5%
23200	3548	3892	5856	344	2308	9.7%	65.0%	3904	4281	7320	378	3417	9.7%	87.5%	4247	4654	8784	407	4537	9.6%	106.8%
23250	3550	3897	5869	347	2318	9.8%	65.3%	3906	4287	7336	381	3430	9.8%	87.8%	4250	4660	8803	411	4554	9.7%	107.2%
23300	3552	3903	5882	350	2329	9.9%	65.6%	3908	4293	7352	385	3444	9.8%	88.1%	4252	4666	8822	414	4570	9.7%	107.5%
23350	3555	3908	5894	353	2340	9.9%	65.8%	3910	4299	7368	388	3457	9.9%	88.4%	4254	4673	8841	418	4587	9.8%	107.8%
23400	3557	3913	5907	356	2350	10.0%	66.1%	3913	4304	7383	392	3471	10.0%	88.7%	4257	4679	8860	422	4603	9.9%	108.1%
23450	3559	3918	5919	360	2361	10.1%	66.3%	3915	4310	7399	395	3484	10.1%	89.0%	4259	4685	8879	426	4620	10.0%	108.5%
23500	3561	3924	5932	363	2371	10.2%	66.6%	3917	4316	7415	399	3498	10.2%	89.3%	4262	4691	8898	429	4636	10.1%	108.8%
23550	3563	3929	5945	366	2382	10.3%	66.9%	3919	4322	7431	402	3511	10.3%	89.6%	4264	4698	8917	433	4653	10.2%	109.1%
23600	3565	3934	5957	369	2392	10.4%	67.1%	3922	4327	7447	406	3525	10.3%	89.9%	4267	4704	8936	437	4669	10.2%	109.4%
23650	3567	3939	5970	372	2403	10.4%	67.4%	3924	4333	7462	409	3538	10.4%	90.2%	4269	4710	8955	441	4685	10.3%	109.7%
23700	3569	3944	5982	375	2414	10.5%	67.6%	3926	4339	7478	412	3552	10.5%	90.5%	4272	4716	8974	444	4702	10.4%	110.1%
23750	3571	3950	5995	379	2424	10.6%	67.9%	3929	4345	7494	416	3565	10.6%	90.8%	4274	4723	8993	448	4718	10.5%	110.4%
23800	3573	3955	6008	382	2435	10.7%	68.1%	3931	4350	7510	419	3579	10.7%	91.0%	4277	4729	9012	452	4735	10.6%	110.7%
23850	3575	3960	6020	385	2445	10.8%	68.4%	3933	4356	7525	423	3592	10.8%	91.3%	4279	4735	9031	456	4751	10.6%	111.0%
23900	3577	3965	6033	388	2456	10.9%	68.7%	3935	4362	7541	426	3606	10.8%	91.6%	4282	4741	9049	459	4768	10.7%	111.3%
23950	3579	3970	6046	391	2466	10.9%	68.9%	3938	4368	7557	430	3619	10.9%	91.9%	4284	4747	9068	463	4784	10.8%	111.7%
24000	3581	3976	6058	394	2477	11.0%	69.2%	3940	4373	7573	433	3633	11.0%	92.2%	4287	4754	9087	467	4801	10.9%	112.0%
24050	3583	3981	6071	398	2488	11.1%	69.4%	3942	4379	7589	437	3646	11.1%	92.5%	4289	4760	9106	471	4817	11.0%	112.3%
24100	3585	3986	6083	401	2498	11.2%	69.7%	3945	4385	7604	440	3660	11.2%	92.8%	4292	4766	9125	474	4833	11.1%	112.6%
24150	3587	3991	6096	404	2509	11.3%	69.9%	3947	4390	7620	444	3673	11.2%	93.1%	4294	4772	9144	478	4850	11.1%	112.9%
24200	3589	3997	6109	407	2519	11.3%	70.2%	3949	4396	7636	447	3687	11.3%	93.4%	4297	4779	9163	482	4866	11.2%	113.3%
24250	3592	4002	6121	410	2530	11.4%	70.4%	3951	4402	7652	451	3700	11.4%	93.6%	4299	4785	9182	486	4883	11.3%	113.6%
24300	3594	4007	6134	413	2540	11.5%	70.7%	3954	4408	7667	454	3714	11.5%	93.9%	4302	4791	9201	490	4899	11.4%	113.9%
24350	3596	4012	6147	417	2551	11.6%	70.9%	3956	4413	7683	457	3727	11.6%	94.2%	4304	4797	9220	493	4916	11.5%	114.2%
24400	3598	4017	6159	420	2561	11.7%	71.2%	3958	4419	7699	461	3741	11.6%	94.5%	4307	4804	9239	497	4932	11.5%	114.5%
24450	3600	4023	6172	423	2572	11.7%	71.5%	3961	4425	7715	464	3754	11.7%	94.8%	4309	4810	9258	501	4949	11.6%	114.8%
24500	3602	4028	6184	426	2583	11.8%	71.7%	3963	4431	7731	468	3768	11.8%	95.1%	4312	4816	9277	505	4965	11.7%	115.2%
24550	3604	4033	6197	429	2593	11.9%	72.0%	3965	4436	7746	471	3781	11.9%	95.4%	4314	4822	9296	508	4981	11.8%	115.5%
24600	3606	4038	6210	432	2604	12.0%	72.2%	3967	4442	7762	475	3795	12.0%	95.6%	4317	4829	9314	512	4998	11.9%	115.8%
24650	3608	4044	6222	436	2614	12.1%	72.5%	3970	4448	7778	478	3808	12.0%	95.9%	4319	4835	9333	516	5014	11.9%	116.1%
24700	3610	4049	6235	439	2625	12.2%	72.7%	3972	4454	7794	482	3822	12.1%	96.2%	4322	4841	9352	520	5031	12.0%	116.4%
24750	3612	4054	6248	442	2635	12.2%	73.0%	3974	4459	7809	485	3835	12.2%	96.5%	4324	4847	9371	523	5047	12.1%	116.7%
24800	3614	4059	6260	445	2646	12.3%	73.2%	3977	4465	7825	489	3849	12.3%	96.8%	4326	4854	9390	527	5064	12.2%	117.0%

Combined Adjusted Income	Four Children							Five Children							Six Children						
	Schedule			\$ Difference		% Difference		Schedule			\$ Difference		% Difference		Schedule			\$ Difference		% Difference	
	Existing	BR4	USDA	BR4	USDA	BR4	USDA	Existing	BR4	USDA	BR4	USDA	BR4	USDA	Existing	BR4	USDA	BR4	USDA	BR4	USDA
24850	3616	4064	6273	448	2657	12.4%	73.5%	3979	4471	7841	492	3862	12.4%	97.1%	4329	4860	9409	531	5080	12.3%	117.4%
24900	3618	4070	6285	451	2667	12.5%	73.7%	3981	4477	7857	495	3876	12.4%	97.3%	4331	4866	9428	535	5097	12.3%	117.7%
24950	3620	4075	6298	455	2678	12.6%	74.0%	3983	4482	7873	499	3889	12.5%	97.6%	4334	4872	9447	538	5113	12.4%	118.0%
25000	3622	4080	6311	458	2688	12.6%	74.2%	3986	4488	7888	502	3903	12.6%	97.9%	4336	4879	9466	542	5130	12.5%	118.3%
25050	3624	4085	6323	461	2699	12.7%	74.5%	3988	4494	7904	506	3916	12.7%	98.2%	4339	4885	9485	546	5146	12.6%	118.6%
25100	3626	4091	6336	464	2709	12.8%	74.7%	3990	4500	7920	509	3930	12.8%	98.5%	4341	4891	9504	550	5162	12.7%	118.9%
25150	3629	4096	6348	467	2720	12.9%	75.0%	3993	4505	7936	513	3943	12.8%	98.8%	4344	4897	9523	553	5179	12.7%	119.2%
25200	3631	4101	6361	470	2731	13.0%	75.2%	3995	4511	7951	516	3957	12.9%	99.0%	4346	4904	9542	557	5195	12.8%	119.5%
25250	3633	4106	6374	474	2741	13.0%	75.5%	3997	4517	7967	520	3970	13.0%	99.3%	4349	4910	9561	561	5212	12.9%	119.8%
25300	3635	4111	6386	477	2752	13.1%	75.7%	3999	4523	7983	523	3984	13.1%	99.6%	4351	4916	9580	565	5228	13.0%	120.2%
25350	3637	4117	6399	480	2762	13.2%	76.0%	4002	4528	7999	527	3997	13.2%	99.9%	4354	4922	9598	568	5245	13.1%	120.5%
25400	3639	4122	6412	483	2773	13.3%	76.2%	4004	4534	8015	530	4011	13.2%	100.2%	4356	4928	9617	572	5261	13.1%	120.8%
25450	3641	4127	6424	486	2783	13.4%	76.4%	4006	4540	8030	534	4024	13.3%	100.4%	4359	4935	9636	576	5278	13.2%	121.1%
25500	3643	4132	6437	489	2794	13.4%	76.7%	4009	4545	8046	537	4038	13.4%	100.7%	4361	4941	9655	580	5294	13.3%	121.4%
25550	3645	4137	6449	492	2804	13.5%	76.9%	4011	4551	8062	540	4051	13.5%	101.0%	4364	4947	9674	583	5310	13.4%	121.7%
25600	3647	4143	6462	496	2815	13.6%	77.2%	4013	4557	8078	544	4065	13.6%	101.3%	4366	4953	9693	587	5327	13.4%	122.0%
25650	3649	4148	6475	499	2826	13.7%	77.4%	4015	4563	8093	547	4078	13.6%	101.6%	4369	4960	9712	591	5343	13.5%	122.3%
25700	3651	4153	6487	502	2836	13.7%	77.7%	4018	4568	8109	551	4092	13.7%	101.8%	4371	4966	9731	595	5360	13.6%	122.6%
25750	3653	4158	6500	505	2847	13.8%	77.9%	4020	4574	8125	554	4105	13.8%	102.1%	4374	4972	9750	598	5376	13.7%	122.9%
25800	3655	4164	6513	508	2857	13.9%	78.2%	4022	4580	8141	558	4119	13.9%	102.4%	4376	4978	9769	602	5393	13.8%	123.2%
25850	3657	4169	6525	511	2868	14.0%	78.4%	4024	4586	8156	561	4132	13.9%	102.7%	4379	4985	9788	606	5409	13.8%	123.5%
25900	3659	4174	6538	515	2878	14.1%	78.7%	4027	4591	8172	565	4145	14.0%	102.9%	4381	4991	9807	610	5426	13.9%	123.8%
25950	3661	4179	6550	518	2889	14.1%	78.9%	4029	4597	8188	568	4159	14.1%	103.2%	4384	4997	9826	614	5442	14.0%	124.1%
26000	3663	4184	6563	521	2900	14.2%	79.1%	4031	4603	8204	572	4172	14.2%	103.5%	4386	5003	9845	617	5458	14.1%	124.5%
26050	3666	4190	6576	524	2910	14.3%	79.4%	4034	4609	8220	575	4186	14.3%	103.8%	4389	5010	9864	621	5475	14.2%	124.8%
26100	3668	4195	6588	527	2921	14.4%	79.6%	4036	4614	8235	578	4199	14.3%	104.1%	4391	5016	9882	625	5491	14.2%	125.1%
26150	3670	4200	6601	530	2931	14.5%	79.9%	4038	4620	8251	582	4213	14.4%	104.3%	4394	5022	9901	629	5508	14.3%	125.4%
26200	3672	4205	6614	534	2942	14.5%	80.1%	4040	4626	8267	585	4226	14.5%	104.6%	4396	5028	9920	632	5524	14.4%	125.7%
26250	3674	4211	6626	537	2952	14.6%	80.4%	4043	4632	8283	589	4240	14.6%	104.9%	4399	5035	9939	636	5541	14.5%	126.0%
26300	3676	4216	6639	540	2963	14.7%	80.6%	4045	4637	8298	592	4253	14.6%	105.2%	4401	5041	9958	640	5557	14.5%	126.3%
26350	3678	4221	6651	543	2974	14.8%	80.8%	4047	4643	8314	596	4267	14.7%	105.4%	4403	5047	9977	644	5574	14.6%	126.6%
26400	3680	4226	6664	546	2984	14.8%	81.1%	4050	4649	8330	599	4280	14.8%	105.7%	4406	5053	9996	647	5590	14.7%	126.9%
26450	3682	4231	6677	549	2995	14.9%	81.3%	4052	4655	8346	603	4294	14.9%	106.0%	4408	5060	10015	651	5607	14.8%	127.2%
26500	3684	4237	6689	553	3005	15.0%	81.6%	4054	4660	8362	606	4307	15.0%	106.2%	4411	5066	10034	655	5623	14.8%	127.5%
26550	3686	4242	6702	556	3016	15.1%	81.8%	4056	4666	8377	610	4321	15.0%	106.5%	4413	5072	10053	659	5639	14.9%	127.8%
26600	3688	4247	6715	559	3026	15.2%	82.1%	4059	4672	8393	613	4334	15.1%	106.8%	4416	5078	10072	662	5656	15.0%	128.1%
26650	3690	4252	6727	562	3037	15.2%	82.3%	4061	4678	8409	617	4348	15.2%	107.1%	4418	5084	10091	666	5672	15.1%	128.4%

Combined Adjusted Income	Four Children							Five Children							Six Children						
	Schedule			\$ Difference		% Difference		Schedule			\$ Difference		% Difference		Schedule			\$ Difference		% Difference	
	Existing	BR4	USDA	BR4	USDA	BR4	USDA	Existing	BR4	USDA	BR4	USDA	BR4	USDA	Existing	BR4	USDA	BR4	USDA	BR4	USDA
26700	3692	4258	6740	565	3047	15.3%	82.5%	4063	4683	8425	620	4361	15.3%	107.3%	4421	5091	10110	670	5689	15.2%	128.7%
26750	3694	4263	6752	568	3058	15.4%	82.8%	4066	4689	8440	623	4375	15.3%	107.6%	4423	5097	10129	674	5705	15.2%	129.0%
26800	3696	4268	6765	572	3069	15.5%	83.0%	4068	4695	8456	627	4388	15.4%	107.9%	4426	5103	10147	677	5722	15.3%	129.3%
26850	3698	4273	6778	575	3079	15.5%	83.3%	4070	4700	8472	630	4402	15.5%	108.2%	4428	5109	10166	681	5738	15.4%	129.6%
26900	3701	4278	6790	578	3090	15.6%	83.5%	4072	4706	8488	634	4415	15.6%	108.4%	4431	5116	10185	685	5755	15.5%	129.9%
26950	3703	4284	6803	581	3100	15.7%	83.7%	4075	4712	8504	637	4429	15.6%	108.7%	4433	5122	10204	689	5771	15.5%	130.2%
27000	3705	4289	6815	584	3111	15.8%	84.0%	4077	4718	8519	641	4442	15.7%	109.0%	4436	5128	10223	692	5787	15.6%	130.5%
27050	3707	4294	6828	587	3121	15.8%	84.2%	4079	4723	8535	644	4456	15.8%	109.2%	4438	5134	10242	696	5804	15.7%	130.8%
27100	3709	4299	6841	591	3132	15.9%	84.4%	4082	4729	8551	648	4469	15.9%	109.5%	4441	5141	10261	700	5820	15.8%	131.1%
27150	3711	4304	6853	594	3143	16.0%	84.7%	4084	4735	8567	651	4483	15.9%	109.8%	4443	5147	10280	704	5837	15.8%	131.4%
27200	3713	4310	6866	597	3153	16.1%	84.9%	4086	4741	8582	655	4496	16.0%	110.0%	4446	5153	10299	707	5853	15.9%	131.7%
27250	3715	4315	6879	600	3164	16.2%	85.2%	4088	4746	8598	658	4510	16.1%	110.3%	4448	5159	10318	711	5870	16.0%	132.0%
27300	3717	4320	6891	603	3174	16.2%	85.4%	4091	4752	8614	661	4523	16.2%	110.6%	4451	5166	10337	715	5886	16.1%	132.3%
27350	3719	4325	6904	606	3185	16.3%	85.6%	4093	4758	8630	665	4537	16.2%	110.8%	4453	5172	10356	719	5903	16.1%	132.5%
27400	3721	4331	6916	610	3195	16.4%	85.9%	4095	4764	8646	668	4550	16.3%	111.1%	4456	5178	10375	722	5919	16.2%	132.8%
27450	3723	4336	6929	613	3206	16.5%	86.1%	4098	4769	8661	672	4564	16.4%	111.4%	4458	5184	10394	726	5936	16.3%	133.1%
27500	3725	4341	6942	616	3217	16.5%	86.3%	4100	4775	8677	675	4577	16.5%	111.6%	4461	5191	10413	730	5952	16.4%	133.4%
27550	3727	4346	6954	619	3227	16.6%	86.6%	4102	4781	8693	679	4591	16.5%	111.9%	4463	5197	10431	734	5968	16.4%	133.7%
27600	3729	4351	6967	622	3238	16.7%	86.8%	4104	4787	8709	682	4604	16.6%	112.2%	4466	5203	10450	737	5985	16.5%	134.0%
27650	3731	4357	6980	625	3248	16.8%	87.1%	4107	4792	8724	686	4618	16.7%	112.4%	4468	5209	10469	741	6001	16.6%	134.3%
27700	3733	4362	6992	628	3259	16.8%	87.3%	4109	4798	8740	689	4631	16.8%	112.7%	4471	5216	10488	745	6018	16.7%	134.6%
27750	3735	4367	7005	632	3269	16.9%	87.5%	4111	4804	8756	693	4645	16.8%	113.0%	4473	5222	10507	749	6034	16.7%	134.9%
27800	3738	4372	7017	635	3280	17.0%	87.8%	4114	4810	8772	696	4658	16.9%	113.2%	4475	5228	10526	753	6051	16.8%	135.2%
27850	3740	4378	7030	638	3290	17.1%	88.0%	4116	4815	8788	700	4672	17.0%	113.5%	4478	5234	10545	756	6067	16.9%	135.5%
27900	3742	4383	7043	641	3301	17.1%	88.2%	4118	4821	8803	703	4685	17.1%	113.8%	4480	5240	10564	760	6084	17.0%	135.8%
27950	3744	4388	7055	644	3312	17.2%	88.5%	4120	4827	8819	707	4699	17.1%	114.0%	4483	5247	10583	764	6100	17.0%	136.1%
28000	3746	4393	7068	648	3322	17.3%	88.7%	4122	4833	8835	710	4712	17.2%	114.3%	4485	5253	10602	768	6117	17.1%	136.4%
28050	3748	4398	7081	651	3333	17.4%	88.9%	4125	4838	8851	714	4726	17.3%	114.6%	4488	5259	10621	772	6133	17.2%	136.7%
28100	3750	4404	7093	654	3344	17.4%	89.2%	4127	4844	8866	717	4740	17.4%	114.8%	4490	5265	10640	775	6150	17.3%	137.0%
28150	3752	4409	7106	657	3354	17.5%	89.4%	4129	4850	8882	721	4753	17.5%	115.1%	4492	5272	10659	779	6166	17.3%	137.3%
28200	3754	4414	7118	661	3365	17.6%	89.6%	4131	4855	8898	724	4767	17.5%	115.4%	4495	5278	10678	783	6183	17.4%	137.6%
28250	3756	4419	7131	664	3375	17.7%	89.9%	4133	4861	8914	728	4780	17.6%	115.6%	4497	5284	10697	787	6199	17.5%	137.8%
28300	3758	4425	7144	667	3386	17.8%	90.1%	4136	4867	8930	731	4794	17.7%	115.9%	4500	5290	10715	791	6216	17.6%	138.1%
28350	3759	4430	7156	670	3397	17.8%	90.4%	4138	4873	8945	735	4807	17.8%	116.2%	4502	5297	10734	795	6232	17.7%	138.4%
28400	3761	4435	7169	673	3407	17.9%	90.6%	4140	4878	8961	738	4821	17.8%	116.4%	4504	5303	10753	798	6249	17.7%	138.7%
28450	3763	4440	7181	677	3418	18.0%	90.8%	4142	4884	8977	742	4835	17.9%	116.7%	4507	5309	10772	802	6265	17.8%	139.0%
28500	3765	4445	7194	680	3429	18.1%	91.1%	4145	4890	8993	745	4848	18.0%	117.0%	4509	5315	10791	806	6282	17.9%	139.3%

Combined Adjusted Income	Four Children							Five Children							Six Children						
	Schedule			\$ Difference		% Difference		Schedule			\$ Difference		% Difference		Schedule			\$ Difference		% Difference	
	Existing	BR4	USDA	BR4	USDA	BR4	USDA	Existing	BR4	USDA	BR4	USDA	BR4	USDA	Existing	BR4	USDA	BR4	USDA	BR4	USDA
28550	3767	4451	7207	683	3439	18.1%	91.3%	4147	4896	9008	749	4862	18.1%	117.2%	4512	5322	10810	810	6298	18.0%	139.6%
28600	3769	4456	7219	686	3450	18.2%	91.5%	4149	4901	9024	752	4875	18.1%	117.5%	4514	5328	10829	814	6315	18.0%	139.9%
28650	3771	4461	7232	690	3461	18.3%	91.8%	4151	4907	9040	756	4889	18.2%	117.8%	4516	5334	10848	818	6332	18.1%	140.2%
28700	3773	4466	7245	693	3471	18.4%	92.0%	4153	4913	9056	760	4902	18.3%	118.0%	4519	5340	10867	821	6348	18.2%	140.5%
28750	3775	4471	7257	696	3482	18.4%	92.2%	4156	4919	9072	763	4916	18.4%	118.3%	4521	5347	10886	825	6365	18.3%	140.8%
28800	3777	4477	7270	699	3492	18.5%	92.5%	4158	4924	9087	767	4930	18.4%	118.6%	4524	5353	10905	829	6381	18.3%	141.1%
28850	3779	4482	7282	703	3503	18.6%	92.7%	4160	4930	9103	770	4943	18.5%	118.8%	4526	5359	10924	833	6398	18.4%	141.4%
28900	3781	4487	7295	706	3514	18.7%	92.9%	4162	4936	9119	774	4957	18.6%	119.1%	4528	5365	10943	837	6414	18.5%	141.6%
28950	3783	4492	7308	709	3524	18.7%	93.2%	4164	4942	9135	777	4970	18.7%	119.4%	4531	5372	10962	841	6431	18.6%	141.9%
29000	3785	4498	7320	712	3535	18.8%	93.4%	4167	4947	9150	781	4984	18.7%	119.6%	4533	5378	10980	845	6447	18.6%	142.2%
29050	3787	4503	7333	715	3546	18.9%	93.6%	4169	4953	9166	784	4997	18.8%	119.9%	4536	5384	10999	848	6464	18.7%	142.5%
29100	3789	4508	7346	719	3556	19.0%	93.9%	4171	4959	9182	788	5011	18.9%	120.1%	4538	5390	11018	852	6480	18.8%	142.8%
29150	3791	4513	7358	722	3567	19.0%	94.1%	4173	4965	9198	791	5025	19.0%	120.4%	4540	5396	11037	856	6497	18.9%	143.1%
29200	3793	4518	7371	725	3578	19.1%	94.3%	4175	4970	9214	795	5038	19.0%	120.7%	4543	5403	11056	860	6513	18.9%	143.4%
29250	3795	4524	7383	728	3588	19.2%	94.5%	4178	4976	9229	798	5052	19.1%	120.9%	4545	5409	11075	864	6530	19.0%	143.7%
29300	3797	4529	7396	732	3599	19.3%	94.8%	4180	4982	9245	802	5065	19.2%	121.2%	4548	5415	11094	868	6546	19.1%	144.0%
29350	3799	4534	7409	735	3609	19.3%	95.0%	4182	4988	9261	806	5079	19.3%	121.4%	4550	5421	11113	871	6563	19.2%	144.2%
29400	3801	4539	7421	738	3620	19.4%	95.2%	4184	4993	9277	809	5092	19.3%	121.7%	4552	5428	11132	875	6580	19.2%	144.5%
29450	3803	4545	7434	741	3631	19.5%	95.5%	4186	4999	9292	813	5106	19.4%	122.0%	4555	5434	11151	879	6596	19.3%	144.8%
29500	3805	4550	7447	745	3641	19.6%	95.7%	4189	5005	9308	816	5120	19.5%	122.2%	4557	5440	11170	883	6613	19.4%	145.1%
29550	3807	4555	7459	748	3652	19.6%	95.9%	4191	5011	9324	820	5133	19.6%	122.5%	4560	5446	11189	887	6629	19.4%	145.4%
29600	3809	4560	7472	751	3663	19.7%	96.2%	4193	5016	9340	823	5147	19.6%	122.7%	4562	5453	11208	891	6646	19.5%	145.7%
29650	3811	4565	7484	754	3673	19.8%	96.4%	4195	5022	9356	827	5160	19.7%	123.0%	4564	5459	11227	894	6662	19.6%	146.0%
29700	3813	4571	7497	758	3684	19.9%	96.6%	4197	5028	9371	830	5174	19.8%	123.3%	4567	5465	11246	898	6679	19.7%	146.2%
29750	3815	4576	7510	761	3695	19.9%	96.8%	4200	5033	9387	834	5187	19.9%	123.5%	4569	5471	11264	902	6695	19.7%	146.5%
29800	3817	4581	7522	764	3705	20.0%	97.1%	4202	5039	9403	837	5201	19.9%	123.8%	4572	5478	11283	906	6712	19.8%	146.8%
29850	3819	4586	7535	767	3716	20.1%	97.3%	4204	5045	9419	841	5215	20.0%	124.0%	4574	5484	11302	910	6728	19.9%	147.1%
29900	3821	4592	7548	770	3726	20.2%	97.5%	4206	5051	9434	844	5228	20.1%	124.3%	4576	5490	11321	914	6745	20.0%	147.4%
29950	3823	4597	7560	774	3737	20.2%	97.7%	4208	5056	9450	848	5242	20.1%	124.6%	4579	5496	11340	918	6761	20.0%	147.7%
30000	3825	4602	7573	777	3748	20.3%	98.0%	4211	5062	9466	851	5255	20.2%	124.8%	4581	5503	11359	921	6778	20.1%	147.9%

Average Change

7% 50%

7% 70%

7% 88%